

Coaxial

SMA Fixed Attenuator

50Ω 0.5W 30dB DC to 6000 MHz

VAT-30+



Maximum Ratings

| | |
|-----------------------|----------------|
| Operating Temperature | -45°C to 100°C |
| Storage Temperature | -55°C to 100°C |

Permanent damage may occur if any of these limits are exceeded.

Features

- wideband coverage, DC to 6000 MHz
- rugged unibody construction
- off-the-shelf availability
- very low cost

Applications

- impedance matching
- signal level adjustment

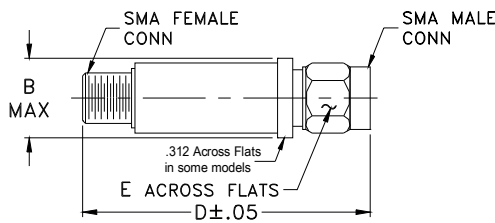
CASE STYLE: FF704

| Connectors | Model | Price | Qty. |
|------------|---------|-------------|-------|
| SMA | VAT-30+ | \$13.95 ea. | (1-9) |

+RoHS Compliant

The +Suffix identifies RoHS Compliance. See our web site for RoHS Compliance methodologies and qualifications

Outline Drawing



Outline Dimensions (inch/mm)

| B | D | E | wt |
|-------|-------|------|-------|
| .410 | 1.43 | .312 | grams |
| 10.41 | 36.32 | 7.92 | 10.0 |

Electrical Specifications

| FREQ. RANGE (MHz) | ATTENUATION * (dB) Flatness ** | | | | | VSWR (:1) | | | | | MAX. INPUT POWER (W) |
|--------------------------------|--------------------------------------|---------|---------|----------|------|--------------|---------|---------|------|------|-------------------------------|
| | | | | | | | | | | | |
| | DC-3 GHz | 3-5 GHz | 5-6 GHz | DC-6 GHz | | DC-3 GHz | 3-5 GHz | 5-6 GHz | | | |
| f _L -f _U | Nom. | Typ. | Typ. | Typ. | Typ. | Typ. | Max. | Typ. | Max. | Typ. | |
| DC-6000 | 30±0.3 | 1.10 | 0.70 | 0.35 | 1.30 | 1.05 | 1.20 | 1.15 | 1.30 | 1.25 | 0.5 |

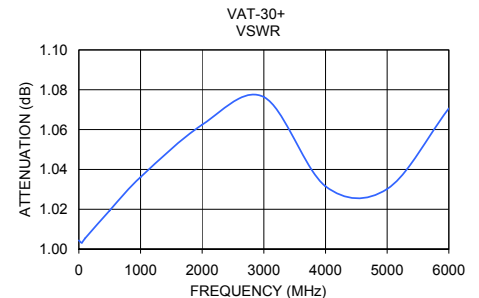
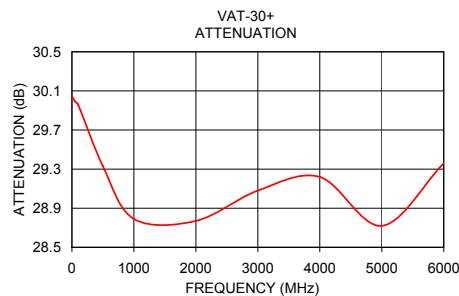
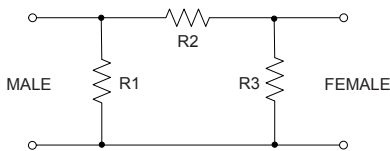
* Attenuation varies by 0.3 dB max. over temperature.

** Flatness= variation over band divided by 2.

Typical Performance Data

| Frequency (MHz) | Attenuation (dB) | VSWR (:1) |
|-----------------|------------------|-----------|
| 0.03 | 30.05 | 1.00 |
| 50.00 | 29.99 | 1.00 |
| 100.00 | 29.96 | 1.01 |
| 500.00 | 29.33 | 1.02 |
| 1000.00 | 28.79 | 1.04 |
| 2000.00 | 28.77 | 1.06 |
| 3000.00 | 29.08 | 1.08 |
| 4000.00 | 29.22 | 1.03 |
| 5000.00 | 28.72 | 1.03 |
| 6000.00 | 29.36 | 1.07 |

Electrical Schematic



Notes

- A. Performance and quality attributes and conditions not expressly stated in this specification document are intended to be excluded and do not form a part of this specification document.
 B. Electrical specifications and performance data contained in this specification document are based on Mini-Circuit's applicable established test performance criteria and measurement instructions.
 C. The parts covered by this specification document are subject to Mini-Circuits standard limited warranty and terms and conditions (collectively, "Standard Terms"); Purchasers of this part are entitled to the rights and benefits contained therein. For a full statement of the Standard Terms and the exclusive rights and remedies thereunder, please visit Mini-Circuits' website at www.minicircuits.com/MCLStore/terms.jsp



www.minicircuits.com P.O. Box 35166, Brooklyn, NY 11235-0003 (718) 934-4500 sales@minicircuits.com

REV. G
M129173
VAT-30+
LC/TD/CP/AM
130923
Page 1 of 1