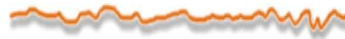


EPH/EPG/EPS SERIES

EDGE ACTUATED TYPE



FEATURES

- Edge actuated type (Piano Type) easy setting on closely racked PCB.
- Tactile response is performed directly by larger contact pressure to ensure stable contact.
- All plastics are UL 94V-0 grade fire retardant.
- Bottom epoxy sealed to ensure free of flux immersion during wave soldering.
- Contact wiping on make and break.
- Gold, Silver, or Tin plated contacts to ensure low contact resistance and long operation life.
- Ideal for data processing, communications, remote controls and burglar alarm system use, where manual programming required.
- RoHS Compliant.

APPLICATIONS

- Numerical setting for computer terminal equipment
- Price setting for vending machines
- Programming for game machines
- Programming for industrial equipment and measuring instruments

SPECIFICATIONS

1. ELECTRICAL

Contact rating	
switching	25mA, 24VDC
non-switching	100mA
Contact resistance (after life test)	100mΩ Max.
Insulation resistance	1000MΩ Min. at 100VDC
Dielectric strength	500VDC Min. for 60 seconds
Leakage Current	2mA Max.
Capacitance between adjacent switches 5pF Max.	

2. MECHANICAL

Temperature rating	
operating	-25°C to + 70°C
storage	-40°C to + 85°C
Operation force	800g Max.

Mechanical life	1000 operations
Humidity	95%RH, 40℃ for 96Hrs.
Vibration	10 to 55Hz for 6Hrs.
Solderability	After flux 230±5℃ for 5±0.5 seconds, 95% coverage
Soldering heat	After 260±5℃ for 5±1 sec. shall have no deterioration

PART NUMBERING SYSTEM

```

EPH  1  04  XX  00  X
|    |    |    |    |
|    |    |    |    | +--- Blank:Standard
|    |    |    |    |      Z:RoHS Compliant
|    |    |    |    | +--- Special product number
|    |    |    |    | +--- Actuator and ON position:
|    |    |    |    |      E:Extended Actuator and Top Side "OFF"
|    |    |    |    |      L:Low Profile Actuator and Top Side "OFF"
|    |    |    |    |      LT:Top Tape Sealed & Low profile Actuator
|    |    |    |    | +--- Number of Positions: 2,4,6,8,10
|    |    |    |    | +--- Contact Forms: SPST
+--- Series Name: EPH:Piano Type

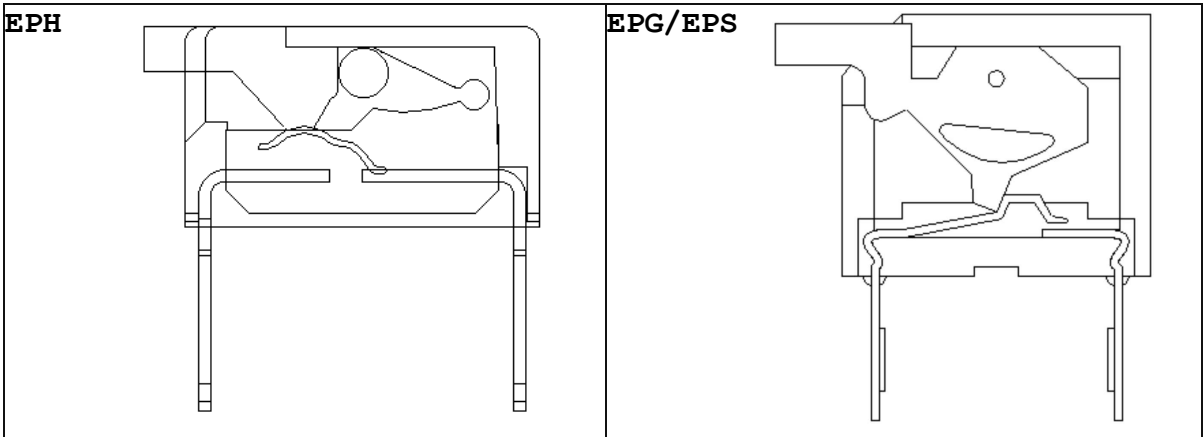
```

```

EPG  1  08  A  XX  X
|    |    |    |    |
|    |    |    |    | +--- Z:RoHS Compliant
|    |    |    |    |      (For EPS series only)
|    |    |    |    |      Blank:RoHS Compliant
|    |    |    |    |      (For EPG series only)
|    |    |    |    | +--- Special product number
|    |    |    |    | +--- Actuator Sealing (For Position 1):
|    |    |    |    |      A:Top Side"OFF"
|    |    |    |    |      B:Top Side"ON"
|    |    |    |    |      AT:Top Side "OFF" and Tape Sealed
|    |    |    |    |      BT:Top Side "ON" and Tape Sealed
|    |    |    |    | +--- Number of Positions:
|    |    |    |    |      As Dimensions and Circuitry
|    |    |    |    | +--- Contact Forms:
|    |    |    |    |      1.SPST  2.DPST  3.SPDT
|    |    |    |    |      4.3PST  5.4PST  6.DPDT
+--- Series Name:
      EPG:Edge Actuated Type(Gold Plated Contacts)
      EPS:Edge Actuated Type(Silver or Tin Plated Contacts)

```

CONSTRUCTION



OPTIONS

1. Special top or side marking available
2. Blue or black body color
3. Normal "ON" (top side "ON") available



EPHxxxLT

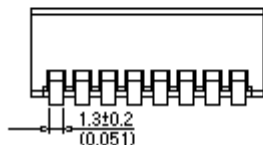


EPGxxxT

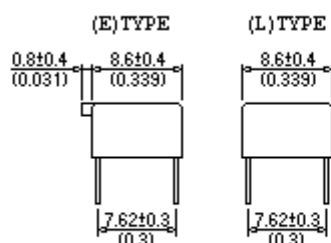
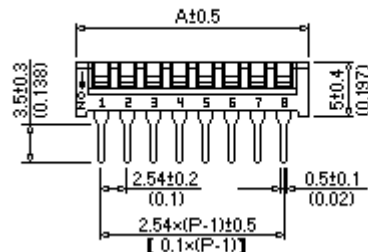


DIMENSION A		EPH				
Positions		2	4	6	8	10
A		6.5 (0.256)	11.6 (0.457)	16.7 (0.657)	21.7 (0.854)	26.7 (1.051)

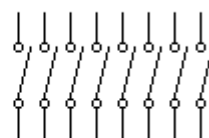
Unit:mm(inch)



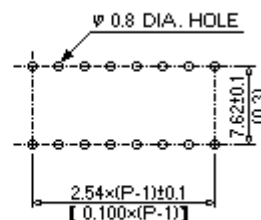
Actuator top side "OFF"



CIRCUIT DIAGRAM



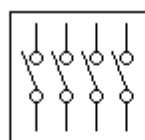
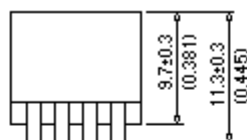
P.C.B. LAYOUT
(TOP VIEW)



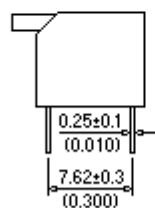
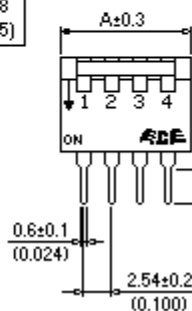
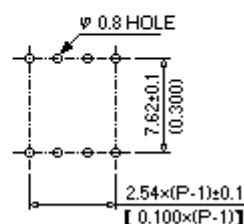
DIMENSION A		SPST					
Positions		2	3	4	5	6	
A		6.7 (0.264)	9.2 (0.362)	11.7 (0.461)	14.2 (0.559)	16.7 (0.657)	
Positions		7	8	9	10	12	
A		19.2 (0.756)	21.7 (0.854)	24.4 (0.953)	26.7 (1.05)	31.8 (1.25)	

Unit:mm(inch)

EPG/EPG SPST





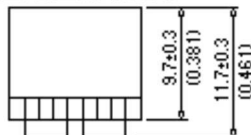
P.C.B. LAYOUT
(TOP VIEW)



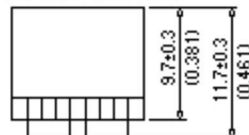
DIMENSION A		DPST,SPDT					
Positions		1	2	3	4	5	6
A		6.7 (0.264)	11.7 (0.461)	16.7 (0.657)	21.7 (0.854)	26.7 (1.05)	31.8 (1.25)

Unit:mm(inch)

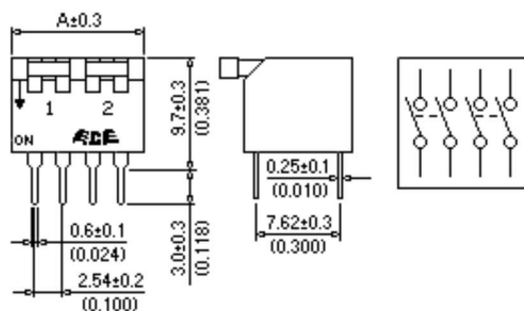
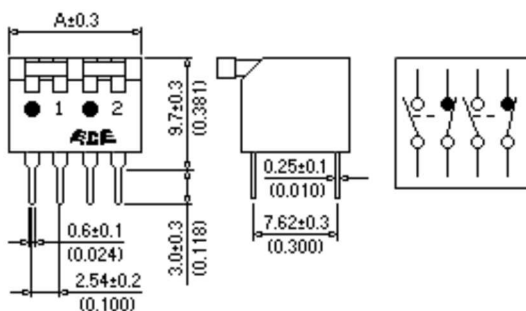
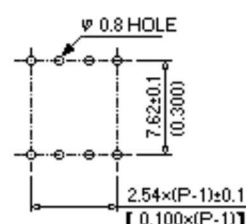
EPG/EPG SPDT



EPG/EPG DPST



P.C.B. LAYOUT
(TOP VIEW)

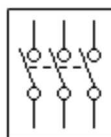
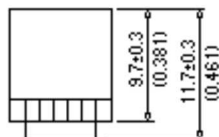



DIMENSION A 3PST

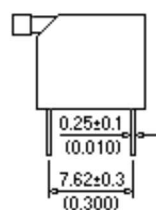
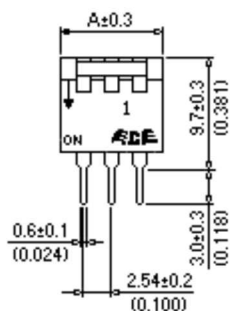
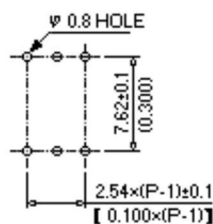
Positions	1	2	3	4
A	9.2 (0.362)	16.7 (0.657)	24.2 (0.953)	31.8 (1.25)

Unit:mm(inch)

EPG/EPS 3PST




P.C.B. LAYOUT (TOP VIEW)



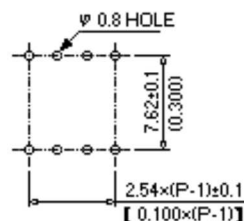
DIMENSION A 4PST.DPDT

Positions	1	2	3
A	11.7 (0.461)	21.7 (0.854)	31.8 (1.25)


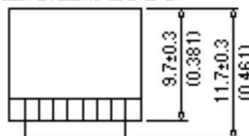
Unit:mm(inch)



P.C.B. LAYOUT (TOP VIEW)



EPG/EPS DPDT



EPG/EPS 4PST

