


Card Edge Type Ribbon Cable Connector

HIF5 Series



■ Features

1. Product Variation

The area to install the connector body is classified into three types according to full hole mounting area, semi-mounting area and non-mounting area.

2. Mounting Density Enhancement

This connector is designed so that the ribbon cable can turn back within the connector molding range. The connector can be installed without coming out of the insulator.

3. Applicable Cable

The applicable cable is a <UL2651>AWG#28 flat cable
(7 pcs./0.127mm, jacket dia.: 0.8~1.0mm).

■ Applications

Computers, FDD, various kinds of electronic equipment.

■ Product Specifications

Rating	Current rating: 1A Voltage rating: 200V AC	Operating Temperature Range:-55 to +85℃ (Note 1) Operating Moisture Range:40 to 80%	Storage Temperature Range:-10 to +60℃(Note 2) Storage Humidity Range:40 to 70% (Note 2)
--------	---	--	--

Item	Specification	Condition
1. Insulation Resistance	1000M ohms min.	500V DC
2. Withstanding voltage	No flashover or insulation breakdown.	650V AC/1 minute
3. Contact Resistance	15m ohms max.	0.1A
4. Vibration	No electrical discontinuity of 1μs or more	Frequency: 10 to 55 Hz, single amplitude of 0.75 mm, 2 hours in each of the 3 directions.
5. Humidity (Steady state)	Insulation resistance: 1000M ohms min.	96 hours at temperature of 40℃ and humidity of 90% to 95%
6. Temperature Cycle	No damage, cracks, or parts looseness.	(-65℃: 30 minutes → 15 to 35℃: 5 minutes max. 125℃: 30 minutes → 15 to 35℃: 5 minutes max.) 5 cycles
7. Durability (Mating/un-mating)	Contact resistance 15m ohms max.	500 cycles

Note 1: Includes temperature rise caused by current flow.

Note 2: The term "storage" refers to products stored for long period of time prior to mounting and use. Operating Temperature Range and Humidity range covers non conducting condition of installed connectors in storage, shipment or during transportation.

Note 3: Information contained in this catalog represents general requirements for this Series. Contact us for the drawings and specifications for a specific part number shown.

■ Material

Part	Material	Finish	Remarks
Insulator	PBT	Black	UL94V-0
Contact	Copper alloy	Contact area	Gold plated over nickel underplated
		Connection area	Nickel plated

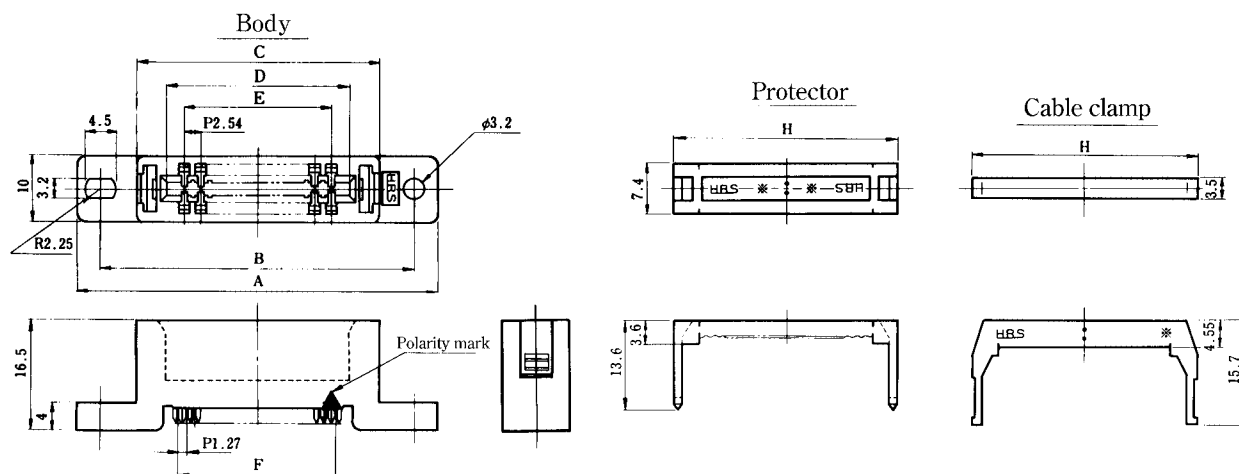
■ Ordering Information

HIF5 B - * D A - 2.54 R
 ① ② ③ ④ ⑤ ⑥ ⑦

① Series Name: HIF5	④ Contact alignment: D : Double
② Mold type B: With full mounting hole C: With half mounting hole D: Without mounting hole	⑤ Plating type: A : Selective gold plated
	⑥ Contact Pitch: 2.54mm
	⑦ Connection type: R : Ribbon cable
③ Number of contacts: 20, 26, 34, 40, 50, 60	

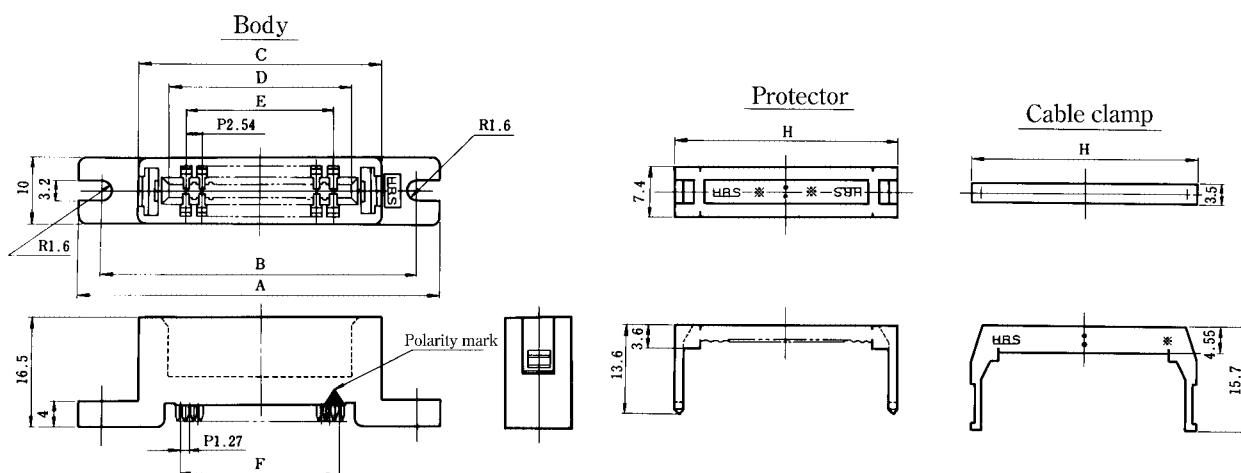
HIF5 Series Card Edge Type Ribbon Cable Connector

■ With Mounting Full Hole



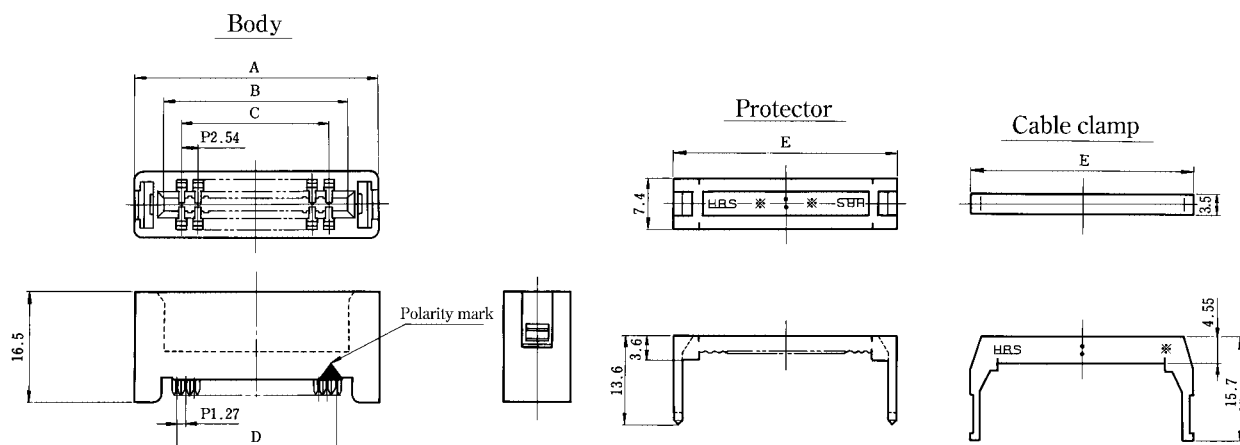
Part Number	CL No.	Number of Contacts	A	B	C	D	E	F	H	RoHS
HIF5B-20DA-2.54R(71)	564-0014-5-71	20	56	48.26	36.04	28.04	22.86	24.13	33.54	YES
HIF5B-26DA-2.54R(71)	564-0015-8-71	26	63.62	55.88	43.66	35.66	30.48	31.75	41.16	
HIF5B-34DA-2.54R(71)	564-0016-0-71	34	73.78	66.04	53.82	45.82	40.64	41.91	51.32	
HIF5B-40DA-2.54R(71)	564-0017-3-71	40	81.4	73.66	61.44	53.44	48.26	49.53	58.94	
HIF5B-50DA-2.54R(71)	564-0018-6-71	50	94.1	86.36	74.14	66.14	60.96	62.23	71.64	
HIF5B-60DA-2.54R(71)	564-0019-9-71	60	106.8	99.06	86.84	78.84	73.66	74.93	84.34	

■ With Mounting Half hole



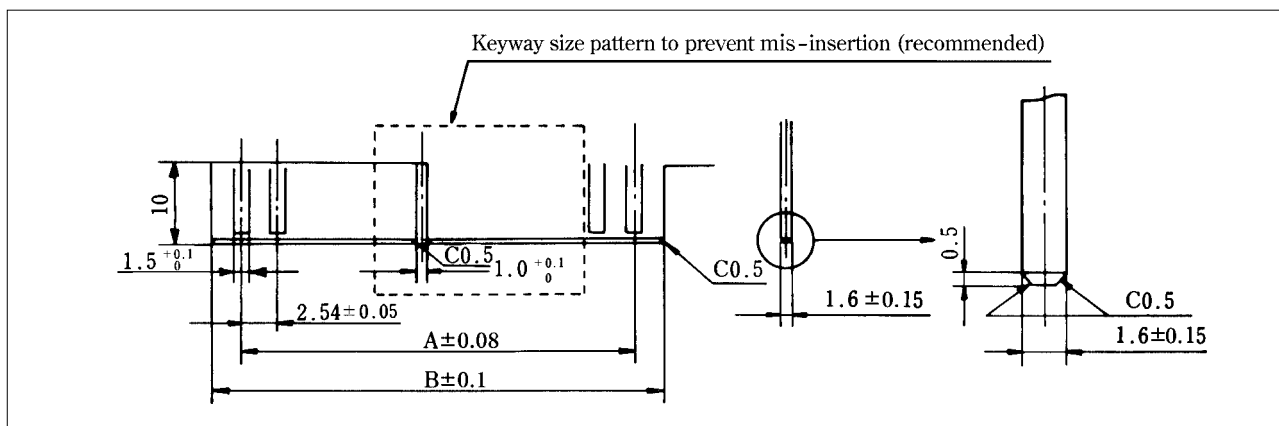
Part Number	CL No.	Number of Contacts	A	B	C	D	E	F	H	RoHS
HIF5C-20DA-2.54R(71)	564-0020-8-71	20	50.8	45.72	36.04	28.04	22.86	24.13	33.54	YES
HIF5C-26DA-2.54R(71)	564-0021-0-71	26	58.42	53.34	43.66	35.66	30.48	31.75	41.16	
HIF5C-34DA-2.54R(71)	564-0022-3-71	34	68.58	63.5	53.82	45.82	40.64	41.91	51.32	
HIF5C-40DA-2.54R(71)	564-0023-6-71	40	76.2	71.12	61.44	53.44	48.26	49.53	58.94	
HIF5C-50DA-2.54R(71)	564-0024-9-71	50	88.9	83.82	74.14	66.14	60.96	62.23	71.64	
HIF5C-60DA-2.54R(71)	564-0025-1-71	60	101.6	96.52	86.84	78.84	73.66	74.93	84.34	

Without Mounting Hole



Part Number	CL No.	Number of Contacts	A	B	C	D	E	RoHS
HIF5D-20DA-2.54R(71)	564-0026-4-71	20	36.04	28.04	22.86	24.13	33.54	YES
HIF5D-26DA-2.54R(71)	564-0027-7-71	26	43.66	35.66	30.48	31.75	41.16	
HIF5D-34DA-2.54R(71)	564-0028-0-71	34	53.82	45.82	40.64	41.91	51.32	
HIF5D-40DA-2.54R(71)	564-0029-2-71	40	61.44	53.44	48.26	49.53	58.94	
HIF5D-50DA-2.54R(71)	564-0030-1-71	50	74.14	66.14	60.96	62.23	71.64	
HIF5D-60DA-2.54R(71)	564-0031-4-71	60	86.84	78.84	73.66	74.93	84.34	

◆PCB Dimensions

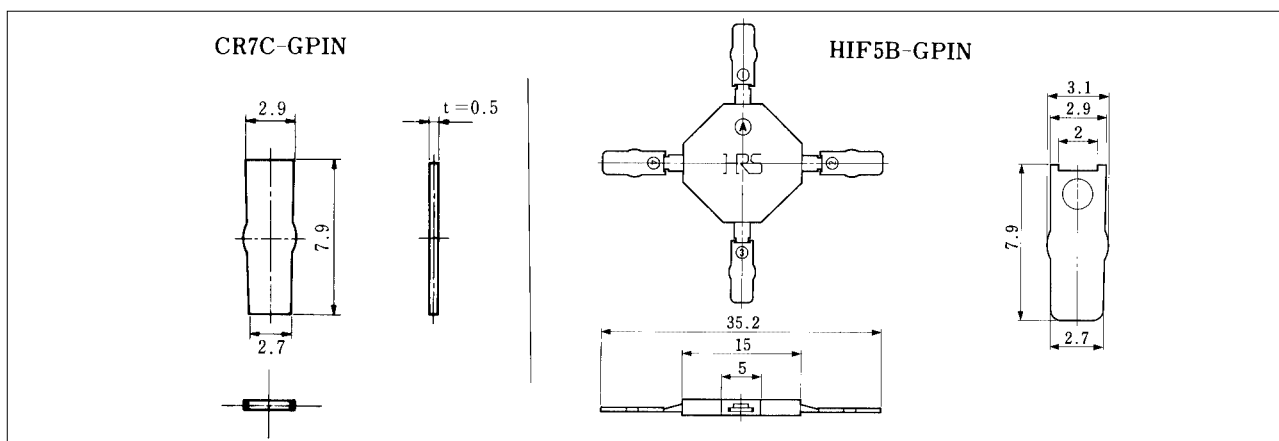


Number of Contacts	20	26	34	40	50	60
A	22.86	30.48	40.64	48.26	60.96	73.66
B	27.84	35.46	45.62	53.24	65.94	78.64

Note. Using the polarizing key prevents mis-insertion in the printed board.

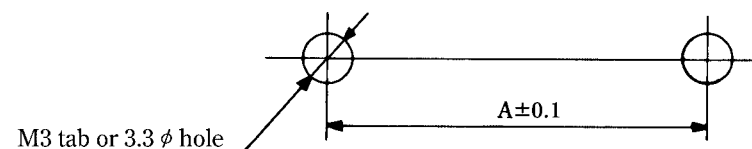
For use, insert the polarizing key so as to hit the mold bottom.

◆Polarizing Key



Part Number	CL No.	Material	RoHS
CR7C-GPIN	507-0055-8	Poly acetal resin, white	YES
HIF5B-GPIN	564-0052-4	PBT, beige	

◆Panel Cutouts



Unit: mm

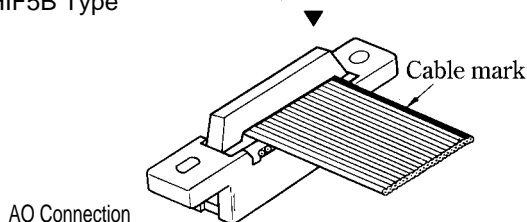
	Number of Contacts	20	26	34	40	50	60
mounting Half hole	size A	45.72	53.34	63.50	71.12	83.82	96.52
mounting Full hole	size A	48.26	55.88	66.04	73.66	86.36	99.06

Connection Procedures

Note 1. Cable length tolerance
 Less than 500 $^{+10}_{-0}$ (mm)
 More than 500 pcs. $^{+3}_{-0}$ %

Note 2. When a cable such as a twist cable or a slit (like a roller screen) cable is used, the cable pitch will slightly change according to cable manufacturers. If connection failure has occurred, consult HRS Sales Department.

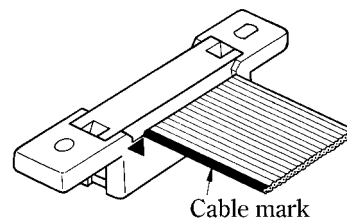
HIF5B Type



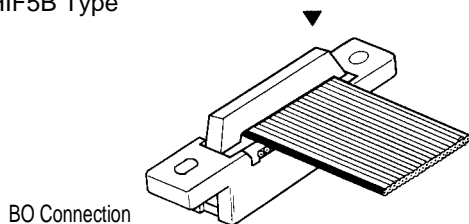
HIF5B Type

(No cable clamp)

AO Connection



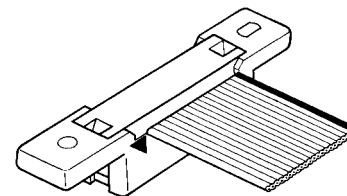
HIF5B Type



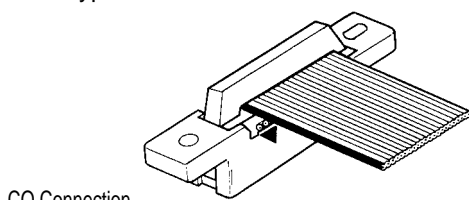
HIF5B Type

(No cable clamp)

BO Connection



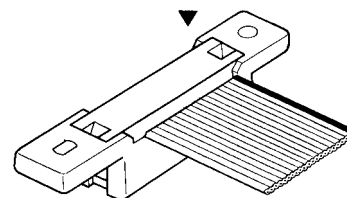
HIF5B Type



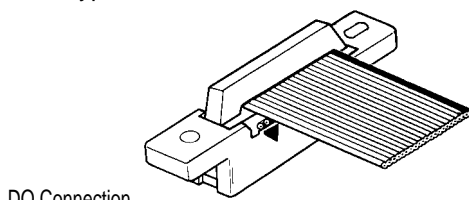
HIF5B Type

(No cable clamp)

CO Connection



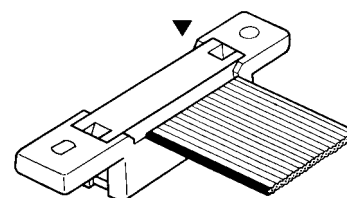
HIF5B Type



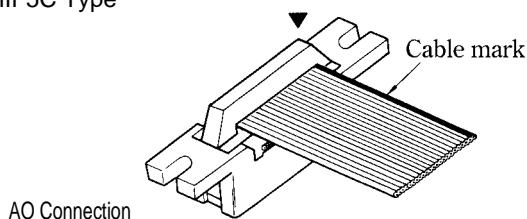
HIF5B Type

(No cable clamp)

DO Connection



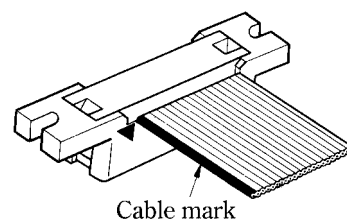
HIF5C Type



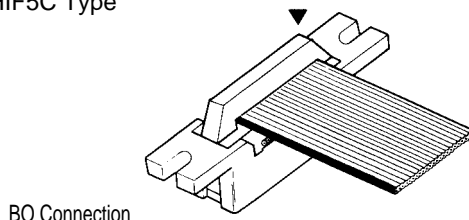
HIF5C Type

(No cable clamp)

AO Connection



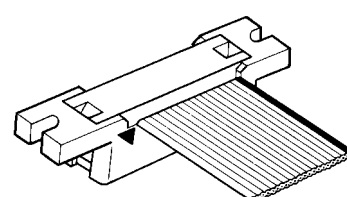
HIF5C Type



HIF5C Type

(No cable clamp)

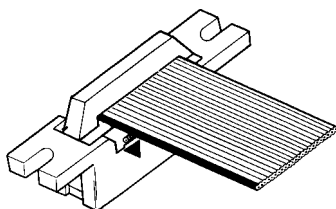
BO Connection



HIF5 Series Card Edge Type Ribbon Cable Connector

HIF5C Type

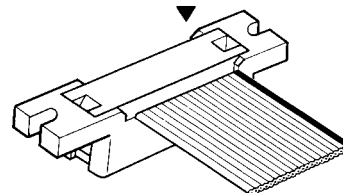
CO Connection



HIF5C Type

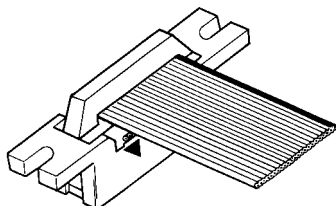
(No cable clamp)

CO Connection



HIF5C Type

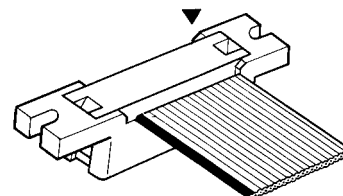
DO Connection



HIF5C Type

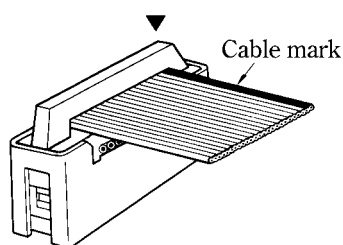
(No cable clamp)

DO Connection



HIF5D Type

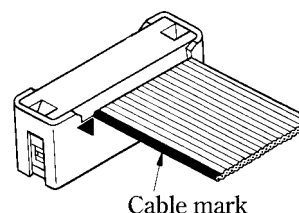
AO Connection



HIF5D Type

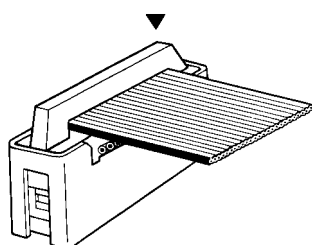
(No cable clamp)

AO Connection



HIF5D Type

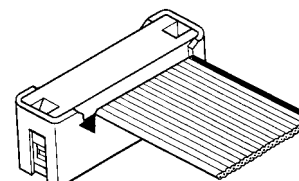
BO Connection



HIF5D Type

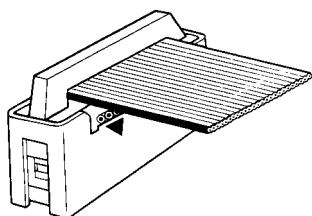
(No cable clamp)

BO Connection



HIF5D Type

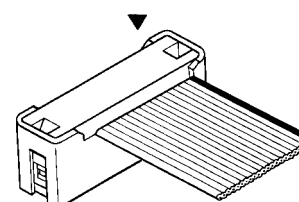
CO Connection



HIF5D Type

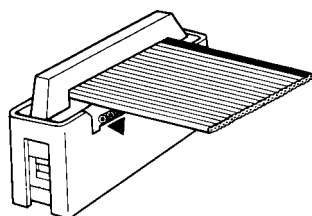
(No cable clamp)

CO Connection



HIF5D Type

DO Connection



HIF5D Type

(No cable clamp)

DO Connection

