


Drawer unit 71























Less than 50 cm deep, this drawer unit is ideal for use in narrow spaces, such as in vehicles. The units come with a rubber mat that stops items from sliding on the surface. The drawers have ball bearing runners and safety locking which prevents other drawers from opening

while one drawer is open.

This same drawer unit is used in the service trolley with castors p. 48. The drawers are 90% extendable and their load capacity is 50 kg.




Drawer unit 71/79

Model	71/79-1	71/79-2	71/79-3	71/79-4	71/79-5	71/79-6	71/79-7	71/79-8
Code	620 07 001	620 07 002	620 07 003	620 07 004	620 07 005	620 07 006	620 07 007	620 07 008
Height (mm) of the drawer	3 x 75  1 x 125  1 x 250 	2 x 75  2 x 100  2 x 125 	1 x 75  4 x 100  1 x 125 	5 x 75  1 x 100  1 x 125 	2 x 75  2 x 100  1 x 250 	1 x 100  2 x 250 	1 x 100  2 x 125  1 x 250 	1 x 100  4 x 125 


Internal drawer dimensions: 600 x 345 x 63/88/113/238 mm.

Drawer interiors



Tool troughs 45 and 70 mm

Drawer 71/75 854 066-00



Pick up boxes

Drawer 71/75 854 064-00



Middle dividers and plates 2

3 x middle divider, 6 x middle plate 150 and 2 x middle plate 300*

Drawer 71/75 854 069-49

Drawer 71/100 854 070-49

Drawer 71/125 854 070-49



Rubber mat for the drawer bottom

Rubber mat 71 854 078-00

* One example of interior solutions shown in picture.