L'IMPULSION | Retrouvez nous sur www.limpulsion.fr

CONTENTS

Digital Multimeters

UT118C Pen-type Meter NEW!	002
UT15B/17B/18B MAX True RMS Digital Multimeters	003
UT117C High-precision True RMS Digital Multimeter	004
UT121 Series Smart Digital Multimeters	005
UT15B/17B/18B PRO True RMS Digital Multimeters	006
UT33+/UT131 Series Palm Size Digital Multimeters	007
UT39+ Series Digital Multimeters	008
UT60 Series Digital Multimeters	009-010
UT61+/UT161 Series 1000V True RMS Digital Multimeters	011
UT105+/UT107+ Automotive Multimeters	012
UT89X Series True RMS Digital Multimeters	013
UT116 Series SMD Testers	014
UT118B Pen Type Digital Multimeter	015
UT120 Series Pocket Size Digital Multimeters	016
UT123 Series Residential Digital Multimeters	017
UT125C Pocket Size Digital Multimeter	018
UT133 Series Digital Multimeters	019
UT136+ Series Digital Multimeters	020
UT139 Series True RMS Digital Multimeters	021
UT171 Series Industrial True RMS Digital Multimeters	022
UT181A True RMS Datalogging Multimeter	023
UT191 Series Professional Multimeters	024
UT195 Series Professional Multimeters	025
UT890 Series True RMS Digital Multimeters	026
UT892 2000V AC/DC High Voltage Digital Multimeter	027

Digital Clamp Meters

UT200A+/UT200B+ Series Digital Clamp Meters	029
UT200+/UT200R Series 400A/600A Digital Clamp Meters	030-031
UT200 Series 1000A True RMS Digital Clamp Meters	032
UT205A+/UT206A+/UT205B 1000A Digital Clamp Meters	033
UT202T/UT202BT Smart AC Clamp Meters	034
UT210/UT211 Series Mini Clamp Meters/60A Mini Clamp Meter	035
UT213 Series 400A Digital Clamp Meters	036
UT216 Series 600A True RMS Digital Clamp Meters	037
UT219 Series Professional Clamp Meters	038
UT220 Series 2000A Digital Clamp Meters	039
UT256 Series True RMS Fork Meters	040
2117R 1000A Clamp Meter	041
UT-CS06A 400A AC Current Clamp sensor	042
UT-CS09D Flex Clamp Sensor	043

Renewable Energy Tools

UT673PV Solar MPPT Meter NEW!	045
UT503PV PV Insulation Tester NEW!	046
UT219PV Professional AC/DC Clamp Meter-SOLAR NEW!	047
UT196 Professional Multimeter - Solar Pro	048

Electrical Installation and Cable Testers

UT501E Fast Insulation Resistance Tester NEW!	050





UT620C+ Micro-ohmmeter NEW!	051
UT25CL Cable Locator NEW!	052
UT512D/UT512E 2.5kV Insulation Resistance Testers	053-054
UT513B/UT513C 5kV Insulation Resistance Testers	055-056
UT568A Acoustic Imager	057
UT500 Series Insulation Resistance Testers	058
UT505 Series Handheld Insulation Resistance Testers	059
UT510 Series Insulation Resistance Testers	060
UT516B 12kV Insulation Resistance Tester	061
UT520 Series Digital Earth Testers	062
UT526 Multifunction Electrical Meter	063
UT572 Advanced Earth Resistance Tester	064
UT582+ Digital RCD (ELCB) Tester	065
UT600 Series Inductance Capacitance Meters	066
UT612 LCR Meter	067
UT620A Digital Micro Ohm Meter	068
UT681 Series Cable Testers	069
UT682 Series Wire Tracker/Tone and Probe	070
UT683KIT Wire Tracker	071
UT685B KIT TDR Cable Tester	072
UT658 Series USB Testers	073
UT673A/UT675A Battery Testers	074
UT691 Series Visual Fault Locators	075
UT701 Single Function Temperature Calibrator	076
UT705 Single Function Loop Calibrator	077
UT714 Multifunction Temperature Process Calibrator	078
UT715 Multifunction Loop Process Calibrator	079
UT725 Multifunction Process Calibrator	080

Electrical Power Tools

UT251C+ AC Leakage Current Meter NEW!	082
UT219P AC Digital Power Clamp Meter	083
UT270 Series Clamp Earth Ground Testers	084
UT251 Series High Sensitivity Leakage Current Clamp Meters	085
UT255 Series High Voltage Clamp Ammeters	086
UT255E Wireless High Low Voltage Hook Ammeter	087
UT261 Series Phase Sequence and Motor Rotation Indicators	088
UT262E Non-Contact Phase Detector	089
UT278C/D Ground Pile Clamp Earth Resistance Testers	090
UT281 Series True RMS Flex Clamps	091
UT285C Three Phase Power Quality Analyzer	092-093

Socket Testers Voltage Detectors

UT07/08 Series Socket Testers/Receptacle Testers	095
UT230B-EU Power Socket	096
UT12 Series AC Voltage Detectors	098

Voltage and Continuity Testers

UT18 Series Voltage and Continuity Testers	099
UT22B-EU Voltage Tester	100

Infrared Thermometers

UT300A+ Infrared Thermometer	102
UT301+ Series Infrared Thermometers	103
UT302+/UT303+ Series Infrared Thermometers	104
UT305S Infrared Thermometer	105
UT305C+/A+ Infrared Thermometer	106

UT306 Series Mini Infrared Thermometers	107
UT309 Series Professional Infrared Thermometers	108

Environmental Testers

UT325F 4-Channel Thermometer NEW!	110
UT310 A series Vibration Testers	111
UT320T 2 in 1 Thermometer NEW!	112
UT381A Illuminance Meter NEW!	113
UT315A Vibration Testers	114
UT320 Series Mini Contact Type Thermometers	115
UT325 Contact Type Thermometer	116
UT330+ Series Temperature Humidity Meters	117
UT337A CO Meter	118
iENV2.0 Bluetooth APP	119
UT333/UT333BT Mini Temperature Humidity Meters	120
UT330 Series USB Dataloggers	121
UT333S Digital Temperature Humidity Meter	122
UT343A Coating Thickness Gauge	123
UT343D/UT343E Coating Thickness Gauge	124
UT347A Leeb Hardness Tester	125-126
UT352 Sound Level Meter	127
UT353/UT353BT Mini Sound Level Meters	128
UT360 Series Anemometers	129
UT363/UT363BT Mini Anemometers	130
UT363S Digital Anemometer	131
UT366A Digital Manometer	132
UT370 Series Tachometers	133
UT372D 2 in 1 Tachometer	134
UT373 Mini Tachometer	135
UT377A Mini Wood Moisture Meter	136
UT383/UT383BT Mini Light Meters	137
UT383S Digital Light Meter	138
UT334A Radiation Dose Tester	139
UT345A Ultrasonic Thickness Gauge	140
UT345C Gas Tank Level Checker	141
A12T/A13T Temperature Humidity Meters	142
A25 Series PM2.5 Meters	143
A37 CO_2 Meter	144
A63 2 in1 Food Thermometer	145
A61 Digital Thermometer	146

Layout and Measurement Tools

LM40Mi/LM50Mi/LM60Mi Mini Laser Distance Meters NEW!	148
LM570R/LM585R Series Laser Levels NEW!	149
LM570LD/585LD Series Laser Levels	150
LM T Series/LM320A/LM320B Laser Tapes/Angle Meters	151
LM A Series Laser Distance Meters	152
UT387 Series Wall Scanners	153-154
LM Series Laser Rangefinders	155
LM600A Series Laser Rangefinders	156
LM G Series Laser Rangefinders	157
LM2000 Laser Rangefinder	158
UT665 Borescope	159

Accessories

Accessories	161-169



DIGITAL MULTIMETERS

Digital multimeter is a must-have tool for professional electrical engineers, electrical technicians and electronics engineers. Multimeters are tools used to detect and troubleshoot electrical and electronic devices. UNI-T's wide range of multimeter selection guarantees that you can find the most suitable multimeter that satisfies your needs.



UT118C NEW!

Pen-type Meter

The UT118C Pen-type meter is a lightweight and durable device that boasts True RMS measurement capability, allowing for accurate readings. With the ability to measure voltage up to AC/DC 600, a wide resistance and capacitance range, and gold-plated special-tip test leads for versatility and safe operation (CAT III 600V & CAT IV 300V), it is an excellent and cost-effective choice for residential appliance repair and DIY enthusiasts.

Specifications		
DC voltage (V)	6.000V/60.00V/600.0V	±(1%+3)
AC voltage (V)	6.000V/60.00V/600.0V	±(1%+4)
Resistance	600.0Ω/6.000kΩ/60.00kΩ/600.0kΩ	±(1%+3)
	6.000MΩ	±(1.5%+5)
	60.00MΩ	±(2.5%+5)
Capacitance	600.0nF/6.000uF/60.00uF/600.0uF	±(3.5%+8)
	6.000mF	±(5.0%+9)
	60.00mF	±(10.0%+9)
Frequency	99.99Hz/999.9Hz/9.999kHz /99.99kHz/999.9kHz	±(0.01%+5)



Features	
Display count	6000
Duty cycle	0.1% to 99.9%
NCV/LIVE test	√
True RMS	√
Diode	√
Continuity	√
Resistance	√
Auto range	√
Screen	HTN LCD 36 x 15mm
Auto power off	√
Flash light	√
Indicator	Dual color
Battery	AAA x 1
Category rating	CAT IV 300V, CAT III 600V

Characteristics	
Power supply	AAA x 1
Product dimension	182.5 x 38.0 x 38.5mm
Product color	Gray + Red
Accessories	User manual 1pcs, 1.5V AAA battery 1pcs

***Product parameters are preliminary and subject to change pending final release information.**

UT117C

High-precision True RMS Digital Multimeter

UT117C is a high-precision true RMS multimeter, which has AC/DC 600V voltage measurement, 10A AC/DC current measurement, LPF measurement, Bluetooth function, etc. The main features are fast response, high precision, small size, and easy operation, and product accuracy can still be guaranteed after a 2-meter drop. It is a good tool for electronic electricians.



UT117C

Features	
Continuity & Diode	Relative mode
NCV	High voltage warning
Data hold	Audiable & Visuable indication
Manual/Auto range	Low battery indication
Max/Min	Bluetooth

Model	UT117C	
AC voltage	600.00mV/6.0000V/60.000V/600.00V	±(1%+30)
AC current	6.0000A/10.000A	±(1.5%+30)
DC voltage	600.00mV/6.0000V/60.000V/600.00V	±(0.3%+10)
DC current	6.0000A/10.000A	±(0.5%+10)
Auto-V Loz	600.0V	±(1%+3)
LPF voltage (ACV)	600.0V	±(2%+3)
Frequency	99.99Hz/999.9Hz/9.999KHz/50.00KHz	±(0.01%+3)
Resistance	600.00Ω~6.0000MΩ	±(0.5%+5)
	40.000MΩ	±(3%+5)
Capacitance	1000nF/10.00uF/100.0uF	±(1.9%+5)
	1000uF/10000uF	±(2.5%+5)
Display count	60000	
External current clamp	ratio: 1mV/A	
Auto power off	Around 15 minutes	
LCD backlight	Auto power off after 5 minutes	
Drop test	2m	
Overvoltage category	CAT III 600V	

Characteristics	
Power supply	1.5V AAA x 3
Product color	Red + Grey
Product weight	Around 346g
Product dimension	169 x 84 x 48.8mm
Accessories	Test probe x 1 pair, Battery, Magnetic strap x 1 pcs, User manual x 1 pcs
Package quantity	20 pcs / package
Package size	420 x 345 x 315mm

UT121 SERIES
Smart Digital Multimeters



UT122

UT121 series large-screen & ultra-thin multimeters, their main and secondary screens can display two measurement results at the same time, which is convenient for home and non-professional users.
Support AC/DC voltage measurement, NCV, and live wire detection functions allow users to judge circuit problems more conveniently and quickly. It is a convenient and fast electronic tool.





Specifications	Range	UT121A	UT121B	UT122
Language	**EN, RU, ES**			
AC voltage (V)	6V/60V/600V	±(1.0%+3)		±(1.0%+3)
	6V/60V/600V/750V		±(1.5%+3)	
AC voltage frequency (Hz)	10Hz~1kHz	±(0.5%+2)	±(0.5%+2)	±(0.5%+2)
DC voltage (V)	6V/60V/600V	±(0.7%+3)		±(0.5%+3)
	6V/60V/600V/1000V		±(1.2%+3)	
Resistance (Ω)	6000Ω/60KΩ/600KΩ/6MΩ/10MΩ	±(2.0%+5)		
	600Ω/6KΩ/60KΩ/600KΩ/60MΩ		±(2%+5)	
	600Ω/6KΩ/60KΩ/600KΩ/6MΩ/60MΩ			±(2.0%+5)
Capacitance (F)	60nF/600nF~600μF/6000uF~60mF		±(10%+5)	
	99.99nF/999.9nF~9.999μF/9.999mF~99.99mF			10%
Frequency (Hz)	10Hz~10MHz		±(0.1%+3)	±(0.1%+3)
Temperature (°C/°F)	–40°C~1000°C/–40°F~1832°F		±3°C/±6°F	±3°C/±6°F
Display count		6199	6199	6199
Display mode (LCD) (kinds of measurement results)		Dual	Dual	Dual
Overvoltage category		CAT III 600V	CAT III 600V	CAT III 600V

Features	
Auto range	Diode test (UT121B/UT122)
NCV detection	LCD high voltage alert
LIVE detection	Low battery indication
Continuity buzzer	Auto power off
Flashlight	Data hold

Characteristics	
Standard accessories	Batteries, test leads, temperature probe (UT121B/UT122), English manual
Power	2 x 1.5V AAA
Display	UT121A/UT121B: 52 x 66mm; UT122: 65 x 55mm
Product size	UT121A/UT121B: 143 x 74 x 17mm; UT122: 144 x 71 x 15.5mm
Product net weight	UT121A/UT121B: 142g; UT122: 157g
Standard individual packing	Gift box, carrying bag

UT15B/17B/18B PRO

True RMS Digital Multimeters

UT15B PRO/UT17B PRO/UT18B PRO are highly reliable, safe, and durable true RMS multimeters with CAT III 1000V/CAT IV 600V ratings. With the built-in VFC mode, this meter can remove the jamming signal and distorted voltage signal for stable voltage testing. These meters come with gold-plated test leads for quick and accurate measurement; the Flashlight and automatic backlight design enable users to troubleshoot electrical equipment easily even in dark environments. It is widely used in smelting, electronics, manufacturing, petroleum, electric power, chemical, and other industries.







UT17B PRO



UT18B PRO

Specifications	Range	UT15B PRO	UT17B PRO	UT18B PRO
DC voltage (V)	1000V	±(0.5%+3)	±(0.5%+3)	±(0.5%+3)
AC voltage (V)	1000V	±(1%+3)	±(1%+3)	±(1%+3)
AC current (A)	10A	±(1%+3)	±(1%+3)	±(1%+3)
DC current (A)	10A	±(0.8%+3)	±(0.8%+3)	±(0.8%+3)
Resistance (Ω)	60MΩ	±(0.5%+2)	±(0.5%+2)	±(0.5%+2)
Capacitance (F)	6000μF	±(2%+5)	±(2%+5)	±(2%+5)
Frequency (Hz)	10Hz~100kHz		±(0.1%+3)	
	10Hz~1MHz			±(0.1%+3)
Duty cycle	1%~99%		±(1%+4)	±(1%+4)
Temperature (°C/°F)	-55°C~500°C/-67°F~932°F		±(2%+1)	±(2.0%+1°C)/ ±(4.0%+4°F)
Display count		6000	6000	6000
Overvoltage category		CAT III 1000V, CAT IV 600V	CAT III 1000V, CAT IV 600V	CAT II 1000V, CAT III 600V

Features	
1000V AC/DC voltage	True RMS & 6000 display count
VFC 600V measurement	LED/Temperature measurement
Overload protection	Auto backlight/Flashlight

Characteristics	
Standard accessories	English manual, test lead, temperature probe (UT17B PRO/UT18B PRO), temperature adapter socket (UT18B PRO)
Power	1.5V battery (LR6) x 2
Product size	195 x 95 x 58mm
Product net weight	484g
Standard individual packing	Gift box, cloth bag
Standard quantity per carton	10pcs
Standard carton measurement	UT15B PRO/UT17B PRO: 505 x 355 x 205mm; UT18B PRO: 480 x 370 x 195mm
Standard carton gross weight	UT15B PRO: 8.8kg; UT17B PRO: 9.1kg

(UT131 series only)

UT33+/UT131 SERIES
Palm Size Digital Multimeters

The new generation UT33+/UT131 series redefines the performance standard for entry-level digital multimeters. Our innovative industrial design ensures that these products can withstand 2 meters drop. The new LCD display layout provides a better user experience. This series ensures that users can work safely in CAT II 600V environment (CAT II 250V for UT131). This series' special features are: 2mF capacitance test (UT33A+/UT131A); battery test (UT33B+/UT131B); temperature measurement function (UT33C+/UT131C); non-contact voltage (NCV) test (UT33D+/UT131D).
UT131 series are CE certified 250V AC/DC models.





UT33A+

Specifications	Range	UT33A+/131A	UT33B+/131B	UT33C+/131C	UT33D+/131D
DC voltage (V)	200mV/2V/20V/200V/600V (250V: UT131 series only)	±(0.5%+2)	±(0.5%+2)	±(0.5%+2)	±(0.5%+2)
AC voltage (V)	200mV/2V/20V/200V/600V (250V: UT131 series only)	±(0.7%+3)	±(1.2%+3)	±(1.2%+3)	±(1.2%+3)
DC current (A)	10A 200μA/200mA/10A 2000μA/20mA/200mA/10A	±(1%+2)	±(1%+2)	±(1%+2)	±(1%+2)
AC current (A)	10A	±(1.2%+3)			
Resistance (Ω)	200MΩ 200Ω/2kΩ/20kΩ/200kΩ/20MΩ/200MΩ 200Ω/2kΩ/20kΩ/200kΩ/20MΩ	±(0.8%+2)	±(0.8%+2)	±(0.8%+2)	±(0.8%+2)
Capacitance (F)	2mF	±(4%+8)			
Temperature	-40°C~1000°C -40°F~1832°F			±(1%+4) ±(1.5%+5)	
Display count		2000	2000	2000	2000
Range selection		Auto	Manual	Manual	Manual
Battery test			1.5V/9V/12V		
NCV					√
Overvoltage category	UT131 series: CAT II 250V; UT33+ series: CAT II 600V				

Features	
2m drop proof/ test probe holder	Diode test/continuity buzzer
Auto power off/auto backlight off	Clear LCD display
Comfortable protective cover, with test lead storage groove	Loud buzzer sound/Ergonomic design
Unique battery test feature: displays 'good', 'low', and 'bad' statuses when testing 1.5V/9V/12V batteries (UT33B+/UT131B)	

Characteristics	
Standard accessories	Batteries, test leads, k-type thermocouple (UT33C+/131C), English manual
Power	1.5V battery (R03) x 2
Display	UT33+ series: 53 x 28mm, UT131 series: 66 x 51mm
Product size	134 x 77 x 47mm
Product net weight	206g (batteries included)
Standard individual packing	Gift box
Standard quantity per carton	60pcs
Standard carton measurement	640 x 310 x 350mm
Standard carton gross weight	UT33A+/131A: 18.6kg; UT33B+/131B: 19.4kg; UT33C+/131C: 20.2kg; UT33D+/131D: 19.8kg

UT39+ SERIES
Digital Multimeters



UT39E+

UT39+ series digital multimeters are portable devices designed for the electrical industry. They feature overvoltage and overcurrent alarm and high voltage protection, triggered during faulty operation. UT39C+/E+ are suitable for HVACR maintenance with its temperature measurement function. UT39E+ is a 20000 count high accuracy meter, suitable for electronics design work.

Features	
Transistor hFE	2m drop test
Diode	Data hold
Continuity test/Relative mode	Backlight/Auto power off
Frequency response: 40Hz~400Hz	Conductance 100nS (UT39E+)





Specifications	Range	UT39A+	UT39C+	UT39E+
DC voltage (V)	400mV/4V/40V/400V/1000V 200mV/2V/20V/200V/1000V	±(0.5%+5)	±(0.5%+5)	 ±(0.05%+3)
AC voltage (V)	4V/40V/400V/750V 200mV/2V/20V/200V/1000V	±(0.8%+3)	±(0.8%+3)	 ±(0.5%+10)
DC current (A)	40μA/400μA/4mA/40mA/400mA/10A 400μA/400mA/10A 2000uA/20mA/200mA/2A/20A	±(0.8%+3)	 ±(0.8%+3)	 ±(0.5%+5)
AC current (A)	40mA/400mA/10A 4mA/400mA/10A 2000uA/20mA/200mA/2A/20A	±(1%+2)	 ±(1%+2)	 ±(0.8%+10)
Resistance (Ω)	400Ω/4000Ω/40kΩ/400kΩ/4MΩ/200MΩ 400Ω/4000Ω/40kΩ/400kΩ/4MΩ/40MΩ 200Ω/2kΩ/20kΩ/2MΩ/20MΩ/200MΩ	±(0.8%+2)	 ±(0.8%+2)	 ±(0.3%+2)
Capacitance (F)	10mF 2000μF	±(4%+5)	±(4%+5)	 ±(4%+20)
Frequency (Hz)	10Hz~1MHz 10Hz~2MHz		±(0.1%+4)	 ±(0.1%+3)
Temperature	-40°C~1000°C -40°F~1832°F		±(1%+4) ±(1.5%+5)	±(1%+5) ±(1.5%+5)
Conductance (nS)	0.1~100nS			±(1%+3)
Display count		4000	4000	20000
NCV			√	√
Overvoltage category	CAT II 1000V, CAT III 600V			

Characteristics	
Standard accessories	Test leads, temperature probe (UT39C+/E+), English manual
Power	1.5V battery (R03) x 2
Display	56.5 x 36mm
Product size	175 x 83 x 53mm
Product net weight	330g
Standard individual packing	Gift box
Standard quantity per carton	30pcs
Standard carton measurement	390 x 355 x 340mm
Standard carton gross weight	14.5kg

UT60 SERIES
Digital Multimeters



UT60BT

UT60BT digital multimeter has a built-in Bluetooth module which can be used with iDMM2.0 app.

- **Smart phone APP: iDMM2.0**
- **Works with UT-D07B Bluetooth adaptor**
- **Download from App Store or Google Play**



UT60EU

Specification	Range	UT60EU	UT60BT
DC voltage (V)	1000V	±(0.5%+3)	
AC voltage (V)	1000V	±(0.8%+3)	
DC current (A)	10A	±(0.8%+3)	
AC current (A)	10A	±(1.0%+3)	
Resistance (Ω)	100MΩ	±(0.8%+2)	
Capacitor (F)	10mF	±(4.0%+5)	
Frequency (Hz)	99.99Hz~9.999MHz	±(0.1%+5)	
Duty cycle (%)	0.1~99.9%	±(3%+5)	
Temperatue (°C/°F)	-40°C~1000°C/-40°F~1832°F	±4°C/±5°F	
Features			
Bluetooth	UT60BT only		
Display count	9999		
Auto range	√		
REL	√		
NCV	√		
Diode	√		
Continuity test	√		
Acousto-optic indication (NCV/continuity/battery power)	√		
Low battery indication	≤3.6V		
Data hold	√		
Auto power off	15Min		
Operating temperature	0°C~40°C		
Overvoltage category	CATII 1000V/CATIII 600V		

Characteristics	
Battery	1.5V AAA x 3
Product color	Red and gray
Product net weight	290g
Product size	169 x 81 x 46mm
Standard individual packing	Gift box, manual, thermocouple
Standard quantity per carton	20pcs
Standard carton size	420 x 320 x 300mm

UT60 SERIES

Digital Multimeters

UT60 series portable digital multi-meters provide True-RMS measurement, 9999-count resolution, and non-contact voltage detection. These auto-ranging meters can measure up to 1000V AC/DC voltage, 10A AC/DC current, and 100MOhms resistance. The easy-to-use interface with backlight enables you to detect equipment quickly even in dark places. UT60 series is CAT II 1000V/CAT III 600V safety-rated and CE certified with rugged double-injection housing.







UT60S

Specification	Range	Accuracy
DC voltage (V)	9.999mV/99.99mV/999.9mV/9.999V/99.99V/999.9V	±(0.5%+3)
AC voltage (V)	9.999mV/99.99mV/999.9mV/9.999V/99.99V/999.9V	±(0.8%+3)
DC current (A)	999.9μA/999.9mA/9.999A	±(0.8%+3)
AC current (A)	999.9μA/999.9mA/9.999A	±(1.0%+3)
Resistance (Ω)	99.99Ω/999.9Ω/9.999kΩ/99.99kΩ/999.9kΩ/9.999MΩ/99.99MΩ	±(0.8%+2)
Capacitance (F)	9.999nF/99.99nF/999.9nF/9.999μF/99.99μF/999.9μF/9.999mF/99.9mF	±(4%+5)
Frequency	9.999Hz~9.999MHz	±(0.1%+5)
Duty cycle	0.1~99.9%	±(3%+5)
Temperatue	-40°C~1000°C/-40°F~1832°F	±4°C/±5°F

Features	
Display count	9999
NCV	√
Diode/REL	√
Acousto-optic indication (NCV/continuity/battery power)	√
Data hold	√
Overvoltage category	CATII 1000V/CATIII 600V



(UT161 series only)

UT61+/UT161 SERIES

1000V True RMS Digital Multimeters

UT61+/UT161 series are true RMS digital multimeters with display counts 6000 (UT61B+/UT61D+/UT161B/D) and 22,000 (UT61E+/UT161E). These meters can measure up to 1000V AC/DC. Equipped with audible and visible alarm, this series can warn users when measuring high voltage/current. This series' wide range of functions are suitable for a variety of appliations. UT161 series is CE/ETL/UKCA certified.

Features	
True RMS	Continuity test
Data hold	NCV (audible/visual alarm)
Backlight	LoZ ACV (UT61D+/UT161D)
Max/Min/Relative mode	LPF ACV/ACV+DCV
USB communication	Transistor hFE (UT61E+/161E)
Diode	Peak Hold (UT61D+/61E+/161D/161E)



Gold plated test leads



- Smart phone APP: UNI-T Smart Measure
- Works with UT-D07B Bluetooth adaptor
- Download from App Store or Google Play



UT61E+

Specifications	Range	UT61B+/UT161B	UT61D+/UT161D	UT61E+/UT161E
AC voltage (V)	1000V	±(1%+3)	±(1%+3)	±(0.8%+10)
DC voltage (V)	1000V	±(0.5%+3)	±(0.5%+3)	±(0.05%+5)
AC current (A)	10A	±(1.2%+5)		
	20A		±(1.2%+5)	±(0.8%+10)
DC current (A)	10A	±(1%+2)		
	20A		±(1%+2)	±(0.5%+10)
Resistance (Ω)	60MΩ	±(1%+2)	±(1%+2)	
	220MΩ			±(0.5%+10)
Capacitance (F)	60mF	±(3%+5)	±(3%+5)	
	220mF			±(3%+5)
Frequency (Hz)	10MHz	±(0.1%+4)	±(0.1%+4)	
	220MHz			±(0.01%+5)
Duty cycle (%)	0.1%~99.9%	±(2%+5)	±(2%+5)	±(2%+5)
Temperature (°C/°F)	-40°C~1000°C		±(1%+3)	
	-40°F~1832°F		±(1%+6)	
Display count		6000	6000	22000
Bandwidth (Hz)		40Hz~500Hz	40Hz~1kHz	40~10kHz
LPF ACV				√
LoZ ACV			√	
ACV+DCV				√
Transistor hFE				√
Peak hold			√	√
Analog bar		31	31	46
Overvoltage category	CAT III 1000V, CAT IV 600V			

Characteristics	
Standard accessories	Battery, gold plated test leads, USB cable, temperature probe (D+/D), multi-purpose socket (E+/E), English manual
Optional accessories	Bluetooth/APP
Power	1.5V battery (R03) x 4
Product size	190 x 90 x 50mm
Product net weight	350g
Standard individual packing	Gift box, cloth bag
Standard quantity per carton	20pcs
Standard carton measurement	UT61+ series: 480 x 370 x 365mm; UT161 series: 480 x 370 x 325mm
Standard carton gross weight	UT61+ series: 15.2kg; UT161 series: 17.8kg

UT105+/UT107+

Automotive Multimeters

UT105+ and UT107+ Automotive Multimeters have updated measurement functions, accuracy, and meter shell to test conventional and hybrid vehicles. This series contains all the reliable functions of the traditional multimeter and offers RPM, dwell angle, pulse width, and battery test as well.

1000V AC/DC voltage and 10A AC/DC current (20A for 10s and 10A continuously) measurement range is suitable for most of the vehicle and electrical facilities maintenance. Up to 1000V VFC mode enables users to take accurate measurements on variable-frequency motor drives, water pumps, HVAC systems.

Features	
Manual range	Continuity/diode/transistor
Backlight	Data hold
Duty cycle	Max/Min/Relative mode
High voltage alarm	High voltage overload alarm
VFC	12V battery test (UT107+)
Large current alarm	

Specifications	Range	UT105+	UT107+
DC voltage (V)	1000V	±(0.5%+3)	±(0.5%+3)
AC voltage (V)	1000V	±(0.8%+3)	±(0.8%+3)
AC current (A)	10A (20A for 10s max)	±(1.0%+8)	±(1.0%+8)
DC current (A)	10A (20A for 10s max)	±(0.8%+8)	±(0.8%+8)
Resistance (Ω)	40MΩ	±(0.8%+3)	
	60MΩ		±(0.8%+3)
Capacitance (F)	100mF		±(3%+10)
Frequency (Hz)	10Hz~10MHz	±(0.1%+5)	±(0.1%+5)
Temperature (°C)	-40°C~1000°C	±3	±(1.0%+3)
Temperature (°F)	-40°F~1832°F	±5	±(1.5%+5)
VFC	1000V	±(2.0%+10)	±(2.0%+10)
RPM	2STR	±(3.0%+5)	±(3.0%+5)
	4STR	±(3.0%+3)	±(3.0%+3)
Dwell angle	1CYL(0~356.4°) /2CYL (0~178.2°) /3CYL (0~118.8°)/4CYL (0~89.1°) /5CYL (0~71.3°)/6CYL (0~59.4°) /8CYL (0~44.5°)	±(3.0%+5)	±(3.0%+5)
Pulse width	999.9mS		±(1.5%+10)
Display count		4000	6000
Low battery indication	<2.4V approximately		
Auto power off	Approximately 15 minutes		
Overvoltage category	CAT II 1000V, CAT III 600V		



UT105+



UT107+







UT89X SERIES

True RMS Digital Multimeters



UT89XE

Capacitor Measurement	
	Fully charged
	Charging in progress

LED Test (UT89XD only)	
	Normal LED, forward voltage within 11.1V DC
	LED not working

Features	
Sampling rate: 3 times/s	Display count: 6000/20000
True RMS	AC frequency range: 45~1000Hz
Audible/visual alarm	Diode/continuity test
Capacitor charging indicator	Auto power off/auto backlight
Ergonomic design	Conductance 200nS (89XE)
Double injection molding	Data hold
Auto backlight	Function selection: SELECT

Specifications	Range	UT89X	UT89XD	UT89XE
DC voltage (V)	600mV/6V/60V/600V/1000V 200mV/2V/20V/200V/1000V	±(0.5%+2)	±(0.5%+2)	 ±(0.05%+5)
AC voltage (V)	6V/60V/600V/1000V 200mV/2V/20V/200V/1000V	±(0.8%+5)	±(0.8%+5)	 ±(0.8%+25)
DC current (A)	60μA/60mA/600mA/20A 60μA/6mA/60mA/600mA/20A 2000μA/200mA/20A	±(0.8%+8)	 ±(0.8%+8)	 ±(0.5%+4)
AC current (A)	60mA/600mA/20A 2000uA/200mA/20A	±(1%+12)	±(1%+12)	 ±(1.5%+15)
Resistance (Ω)	600Ω/6kΩ/60kΩ/600kΩ/6MΩ/60MΩ 200Ω/2kΩ/20kΩ/200kΩ/2MΩ/20MΩ/200MΩ	±(0.8%+3)	±(0.8%+3)	 ±(0.4%+5)
Capacitance (F)	100mF 200mF	±(2.5%+20)	±(2.5%+20)	 ±(4%+50)
Conductance (ns)	200nS			±(1.2%+50)
Frequency (Hz)	9.999Hz/9.999MHz 60MHz	±(0.1%+4)	±(0.1%+4)	 ±(0.1%+3)
Duty cycle	0.1%~99.9%	±(2%+5)	±(2%+5)	
Temperature (°C)	-40°C~1000°C	±(2%+4)		±(1%+10)
Temperature (°F)	-40°F~1832°F	±(2%+8)		±(1.5%+10)
Live wire test		√		
LED test			12V	
Audible/visual alarm	V/A/Cap/Diode	Live/hFE/NCV	LED/hFE/NCV	√
Transistor hFE		√	√	
Dual range NCV test		√	√	
Flashlight		√	√	
MAX/MIN				√
Peak Hold				√
LPF measurement				√
Overvoltage category	CAT II 1000V, CAT III 600V			

Characteristics	
Standard accessories	Batteries, test lead, k-type temperature probe (UT89X/UT89XE), English manual
Power	1.5V battery (R03) x 4
Display	61 x 36mm
Product size	189 x 89 x 53mm
Product net weight	345g
Standard individual packing	Gift box
Standard quantity per carton	20pcs
Standard carton measurement	450 x 355 x 340mm
Standard carton gross weight	12.2kg

UT116 SERIES

SMD Testers





The pen can be rotated by 180° for easy reading and operation



Probe attachment



LED measurement

Specifications	UT116A	UT116C
Certificates	**CE, UKCA**	
Display count	3000	6000
Resistance	30MΩ	60MΩ
Capacitance	30mF	100mF
Diode test	3V	3.2V
LED/stabilivolt	About 21V/1mA	About 21V/1mA
Continuity Test	<30Ω	<50Ω
DCV	36V	
Battery test		Load current≈10mA
Auto scan identification	√	

Features	
36V DC voltage measurement	Zener diode polarity test
Auto range	Auto power off

Characteristics	
Standard accessories	Battery, English manual
Power	1.5V battery (R03) x 2
Display	39 x 20mm
Product size	204 x 33 x 25mm
Product net weight	About 80g
Standard individual packing	Gift box
Standard quantity per carton	60pcs
Standard carton measurement	440 x 420 x 210mm
Standard carton gross weight	About 7.1kg

UT118B

Pen Type Digital Multimeter

UT118B pen type multimeter is light and durable. This meter has a fast sampling rate of 4 times/s, which can quickly capture measurement readings. It is a cost-effective product customized for home appliance repair and DIYers.





UT118B

Specifications	Range (SCAN Mode)	Range (AUTO Mode)	Accuracy
Certificates	**CE, UKCA**		
DC voltage (V)	600V	600V	±(1%+3)
AC Voltage (V)	600V	600V	±(1%+4)
Resistance (Ω)	3MΩ	30MΩ	±(1%+3)
Capacitance (F)	300μF	3mF	±(3%+5)
Display count	3000		
Auto power off	Around 10 minutes		
Input impedance for DCV	≥10MΩ		
Overvoltage category	CAT III 300V		

Features	
Auto range	Data hold/diode
EF function	MAX/MIN
Continuity buzzer	LCD backlight
Low battery indication	Penlight

Characteristics	
Standard accessories	Battery, test lead, English manual
Power	3V battery (CR2032)
Display	28 x 14mm
Product size	20 x 27 x 182mm
Product net weight	90g
Standard individual packing	Blister
Standard quantity per carton	40pcs
Standard carton measurement	405 x 300 x 300mm
Standard carton gross weight	7.1kg

UT120 SERIES

Pocket Size Digital Multimeters

(UT120A/UT120B only)

UT120 series multimeters are designed for DIYers and electronics engineers to troubleshoot electronics systems development and electronics circuits. It is a simple and portable multimeter for every electronics engineer.



UT120C



Specifications	Range	UT120A	UT120B	UT120C
DC voltage (V)	600V	±(0.8%+1)	±(0.8%+1)	±(0.8%+1)
AC voltage (V)	600V	±(1.2%+3)	±(1.2%+3)	±(1.2%+3)
DC current (A)	400mA			±(1%+3)
AC current (A)	400mA			±(1.5%+5)
Resistance (Ω)	40MΩ	±(1%+2)	±(1%+2)	±(1%+2)
Capacitance (F)	100μF		±(4%+3)	±(4%+3)
Frequency (Hz)	100kHz	±(0.5%+3)	±(0.5%+3)	±(0.5%+3)
Display count	4000			
Overvoltage category	CAT II 600V			

Features	
Auto range	Duty cycle: 0.1%~99.9%
Diode	Auto power off
Continuity buzzer	Low battery indication: ≤2.4V
Data hold	Relative mode

Characteristics	
Standard accessories	Blister, English manual
Power	3V battery (CR2032)
Display	43 x 22mm
Product size	110 x 58.2 x 10.8mm
Product net weight	76g
Standard individual packing	Gift box
Standard quantity per carton	60pcs
Standard carton measurement	430 x 255 x 460mm
Standard carton gross weight	11.5kg

(UT123T only)

(UT123D only)

UT123 SERIES
Residential Digital Multimeters

The UT123 series are pocket-sized multimeters designed for home use. Its compact construction makes it easy to operate, and the EBTN screen allows users to get clear readings at the maximum angle, also suitable for use in dark environments.

These meters are characterized by NCV, auto power off, and low battery indication, and audible and visible alarm functions, which are good tools for home or DIY enthusiasts.



UT123

LED FUNCTION DESCRIPTIONS

Functions	LED off	Green LED	Yellow LED	Red LED
*NCV		30V~60V	60V~100V	>220VAC
Continuity (UT123/123T)	>420Ω	Good (≤30Ω)		Poor (30Ω~420Ω)
Battery power (LED ON for 2s when power on)		Normal (>2.7V)	Low (2.5V~2.7V)	No power (<2.5V)

***NCV voltage values above are tested at contact distance (0cm) from the charged bare wire, it is used for reference only. When meter is at some distance away from test object, NCV indication light may change to the weaker voltage color.**


Temperature measurement


Continuity, resistance


EBTN LCD screen, high contrast

Specifications	Range	UT123	UT123T	UT123D
DC voltage (V)	600V	±(0.5%+2)	±(0.5%+2)	±(0.5%+3)
AC voltage (V)	600V	±(1%+3)	±(1%+3)	±(0.8%+3)
DC Current (A)	10A			±(1%+3)
AC Current (A)	10A			±(1.2%+3)
Resistance (Ω)	20MΩ	±(0.8%+2)	±(0.8%+2)	
	40MΩ			±(0.8%+2)
Capacitance (F)	4000μF			±(4%+5)
Temperature (°C)	-40°C~300°C	±(1%+5)	±(1%+5)	
Temperature (°F)	-40°F~572°F	±(2%+6)	±(2%+6)	
Display count	4000	√	√	
Overvoltage category	CAT III 600V	√	√	√

Features	
True RMS (UT123D only)	Live (UT123D only)
Auto range (UT123/UT123T only)	Continuity (UT123/UT123T only)
Over voltage alarm (UT123/UT123T)	NCV
Low Battery Indication	Data Hold
Audible and Visable alarm	Auto Power Off

UT125C

Pocket Size Digital Multimeter

UT125C is a pocket size, ergonomic and reliable multimeter with 4000 display counts. It is a useful tool for electronics DIYers working with low currents (<0.4A).
This product is CE/cETLus certified and complies with CAT III 600V.





UT125C

Specifications	Range	Accuracy
DC voltage (V)	600V	±(0.5%+5)
AC voltage (V)	600V	±(1.2%+5)
DC current (A)	400mA	±(1.8%+5)
AC current (A)	400mA	±(2%+8)
Resistance (Ω)	40MΩ	±(1%+5)
Capacitance (F)	100μF	±(4%+10)
Frequency (Hz)	10Hz~60kHz	±(0.1%+5)
Duty cycle	20%~80%	Reference
Operating temperature	0°C~50°C	
Overvoltage category	CAT III 600V	



Features	
NCV	Diode test/Continuity test
Low battery indication	Data hold/backlight



Characteristics	
Standard accessories	Batteries, English manual
Power	1.5V battery (R03) x 2
Display	38 x 23mm
Product size	112 x 58 x 35mm
Product net weight	180g
Standard individual packing	Gift box
Standard quantity per carton	60pcs
Standard carton measurement	500 x 290 x 280mm
Standard carton gross weight	13.5kg

UT133 SERIES
Digital Multimeters



Battery status chart

	1.5V	9V
Good	>1.3V	>7.7V
Low	0.95~1.3V	5.7~7.7V
Bad	<0.95V	<5.7V



UT133B

Specifications	Range	UT133A	UT133B
DC voltage (V)	600mV/6000mV/60V/600V	±(0.7%+3)	±(0.7%+3)
AC voltage (V)	600V	±(0.7%+3)	±(1.2%+3)
DC current (A)	600μA/60mA/600mA/10A	±(1%+3)	±(1%+2)
AC current (A)	10A	±(1.2%+3)	
Resistance (Ω)	600Ω/6000Ω/60kΩ/600kΩ/60MΩ	±(0.8%+2)	±(0.8%+2)
Capacitance (F)	9.999mF	±(4%+5)	±(4%+5)
Frequency (Hz)	10.00Hz~1.000MHz	±(0.1%+5)	
Temperature (°C)	–40°C~1000°C	±(1%+4)	
Temperature (°F)	–40°F~1832°F	±(1.5%+5)	
Display count		6000	6000
Range selection		Auto	Manual
Battery test	Tests 1.5V and 9V batteries and displays 'good', 'low', 'bad' status		√
Overvoltage category	CAT III 600V		

Features	
Over voltage/current audible alarm	Continuity buzzer
High voltage warning	NCV
Auto power off (can be disabled)	LCD backlight
Low power consumption	Test probe holder
Battery test with status	Data hold
Diode	Low battery indication
2m drop proof	Overload indication

Characteristics	
Standard accessories	Test leads, K-type thermocouple (UT133A), English manual
Power	1.5V battery (R03) x 2
Display	50 x 23mm
Product size	155 x 76.5 x 49mm
Product net weight	255g (with batteries)
Standard individual packing	Gift box
Standard quantity per carton	30pcs
Standard carton measurement	350 x 335 x 318mm
Standard carton gross weight	11.8kg

UT136+ SERIES

Digital Multimeters



UT136C+



Specifications	Range	UT136B+	UT136C+
DC voltage (V)	1000V	±(0.7%+3)	±(0.7%+3)
AC voltage (V)	1000V	±(1%+3)	±(1%+3)
DC current (A)	10A	±(1%+3)	±(1%+3)
AC current (A)	10A	±(1.2%+5)	±(1.2%+5)
Resistance (Ω)	40MΩ	±(0.8%+2)	±(0.8%+2)
Capacitance (F)	40mF	±(3%+5)	±(3%+5)
Frequency (Hz)	400Hz~40MHz	±(0.1%+4)	±(0.1%+4)
Temperature (°C)	-40~1000°C		±(1%+3)
Temperature (°F)	-40~1832°F		±(1.5%+5)
Display count		4000	4000
NCV		√	
Overvoltage category	CAT II 1000V, CAT III 600V		

Features	
Equipped with 3mm protective sleeve	Measures up to 1000V and 10A AC/DC current
Quick sampling rate, up to 4 times/s	Large LCD display
Transistor measurement	Quick capacitor measurement (measures 1mF in 4 seconds)
Overload alarm	Diode/continuity buzzer
LCD backlight	Data hold/Auto power off
2m drop proof	Low power consumption and auto power saving function

Characteristics	
Standard accessories	Batteries, test leads, temperature probe (UT136C+), English manual
Power	1.5V battery (R6) x 2
Display	56.5 x 36mm
Product size	175 x 83 x 53mm
Product net weight	330g
Standard individual packing	Gift Box
Standard quantity per carton	30pcs
Standard carton measurement	390 x 355 x 355mm
Standard carton gross weight	14.8kg

UT139 SERIES

True RMS Digital Multimeters

UT139 series are CAT III 600V digital multimeters designed for electricians. Its NCV feature can effectively check electrical status through measuring EM field intensity. The new UT139S model include special features such as LoZ (ACV) for measuring 'ghost' voltage. It is built-in 31-segment analog bar also gives electricians a better visual representation of measurement results. UT139S is designed with black EBTN display and it is a perfect meter for working in dark environments.

Specifications	Range	UT139A	UT139B	UT139C	UT139S
DC voltage (V)	600V	±(0.7%+3)	±(0.7%+3)	±(0.7%+3)	±(0.7%+3)
AC voltage (V)	600V	±(1%+3)	±(0.8%+3)	±(0.8%+3)	±(0.8%+3)
DC current (A)	10A	± (1%+3)	±(1%+3)	±(1%+3)	±(1%+3)
AC current (A)	10A	±(1.2%+3)	±(1.2%+3)	±(1.2%+3)	±(1.2%+3)
Resistance (Ω)	20MΩ	±(1%+2)			
	40MΩ		±(0.8%+2)		
	60MΩ			±(0.8%+2)	±(0.8%+2)
Capacitance (F)	99.99mF		±(4%+5)	±(4%+5)	±(4%+5)
Frequency (Hz)	10Hz~10MHz		±(0.1%+4)	±(0.1%+4)	±(0.1%+4)
Temperature (°C)	-40 °C~1000°C			±(1%+3)	±(1%+4)
Temperature (°F)	-40°F~1832°F			±(1.5%+5)	±(1.5%+5)
Display count		2000	4000	6000	6000
Display type		LCD	LCD	LCD	EBTN
Bandwidth (Hz)		45Hz~400Hz	45Hz~1kHz	45Hz~1kHz	45Hz~400Hz
Duty cycle	0.1%~99.9%		√	√	√
Diode		Around 2V	Around 3V	Around 3V	Around 3V
LoZ (ACV)					√
LPF (ACV)					√
Analog bar					√
Overvoltage category	CAT III 600V				



UT139S

Features	
Auto range/manual range	True RMS
NCV	Continuity buzzer
VFC (UT139A/UT139B/UT139C)	Unique battery test: For testing 1.5V/9V batteries (UT139A)

Characteristics	
Standard accessories	Batteries, test leads, temperature probe (UT139C/S), English manual
Power	1.5V battery (R6) x 2
Display	58 x 36mm
Product size	170 x 80 x 48mm
Product net weight	UT139A/B/C: 354g; UT139S: 345g
Standard individual packing	Gift box
Standard quantity per carton	20pcs
Standard carton measurement	UT139A/B/C: 450 x 330 x 340mm; UT139S: 425 x 275 x 340mm
Standard carton gross weight	UT139A/B: 11.8kg; UT139C: 12.3kg; UT139S: 12.4kg

UT171 SERIES

Industrial True RMS Digital Multimeters



UT171C

UT171 series are industrial grade multimeters used by professionals. Its built-in square wave output is useful for troubleshooting industrial control signals. The LoZ (ACV) feature can be used to identify residual (ghost) voltage in large capacitors. UT171C's OLED display has great viewing angle and is perfect for working in low temperatures.



UT-D07B





- Smart phone APP: UNI-T Smart Measure
- Works with UT-D07B Bluetooth adaptor
- Download from App Store or Google Play

Specifications	Range	UT171B	UT171C
DC voltage (V)	1000V	±(0.025%+5)	±(0.025%+5)
AC voltage (V)	1000V	±(0.4%+40)	±(0.4%+40)
DC current (A)	10A	±(0.15%+10)	±(0.15%+10)
AC current (A)	10A	±(0.75%+20)	±(0.75%+20)
Resistance (Ω)	40MΩ 60MΩ	±(0.05%+2)	±(0.05%+2)
Conductance (nS)	60nS	±(1%+10)	±(1%+10)
Capacitance (F)	40mF 60mF	±(2.5%+5)	±(2.5%+5)
Frequence (Hz)	10Hz~10MHz	±(0.01%+5)	±(0.01%+5)
Temperature (°C)	-40°C~1000°C	±(1%+3)	±(1%+3)
Temperature (°F)	-40°F~1832°F	±(1.5%+5)	±(1.5%+5)
Display count		60000	60000
4~20mA loop	0~100%	√	√
LoZ (ACV)	Around 3kΩ	√	√
Data storage		9999	9999
Display type		EBTN	OLED
Overvoltage category	CAT III 1000V, CAT IV 600V		

Features	
Auto/Manual range	Analog bar graph: 31 segments
True RMS/Relative mode	LCD backlight
Bandwidth (Hz): 100kHz	Mis-plug alarm
Diode: Around 3V	Low battery indication
Continuity buzzer	Auto power off
Duty cycle: 0.1%~99.9%	Input protection
NCV/Data hold	MAX/MIN

Characteristics	
Standard accessories	Batteries, test leads, point contact temperature probe, English manual, USB interface cable, power adaptor (UT171B/C)
Optional accessories	Bluetooth adaptor (UT-D07B)
Power	UT171A: 1.5V battery (R03) x 6; UT171B/C: 7.4V 2000mAh Li-ion battery
Display	UT171A: 70.6 x 49.5mm UT171B/C: 70.6 x 35.3mm
Product size	206 x 95 x 55mm
Product net weight	384g
Standard individual packing	Gift box, carrying bag
Standard quantity per carton	5pcs
Standard carton measurement	390 x 310 x 205mm
Standard carton gross weight	5.6kg

UT181A

True RMS Datalogging Multimeter



UT181A

UT181A is a datalogging true RMS multimeter with features such as trend capture, low pass filter, nS conductance, dual temperature, and more. Users can store up to 20000 sets of measurement data and display them on a trend graph for long term monitoring.



UT-D07B





- Smart phone APP: UNI-T Smart Measure
- Works with UT-D07B Bluetooth adaptor
- Download from App Store or Google Play

Specifications	Range	Accuracy
DC voltage (V)	1000V	±(0.025%+5)
AC voltage (V)	1000V	±(0.3%+30)
DC current (A)	10A	±(0.08%+10)
AC current (A)	10A	±(0.6%+20)
Resistance (Ω)	60MΩ	±(0.05%+2)
Conductance (nS)	60nS	±(2%+10)
Capacitance (F)	60mF	±(2%+5)
Frequency (Hz)	10Hz~60MHz	±(0.01%+5)
Temperature (°C)	-40°C~1000°C	±(1%+30)
Temperature (°F)	-40°F~1832°F	±(1.5%+50)
Display count	60000	
Overvoltage category	CAT III 1000V, CAT IV 600V, IP65	

Features	
Auto/Manual range	Bandwidth: 100kHz
AC+DC/Continuity buzzer	Low pass filter: 1kHz
dBV/dBm	Diode: Around 3V
Duty cycle:10%~90%	Dual temperature measurement: T1, T2, T1-T2, T2-T1
Data hold/Peak hold/Relative mode	Data logging: 20000
Trend capture	MAX/MIN/AVG
Data time display/data comparison	Backlight adjustment
Analog bar graph/USB interface	Mis-plug alarm
Battery indication/auto power off	Rechargeable battery

Characteristics	
Standard accessories	Battery, test leads, temperature adaptor socket, point contact temperature probes, power adaptor socket, power adaptor, USB interface cable, English manual
Optional accessories	Bluetooth adaptor (UT-D07B)
Power	Li-ion battery: 7.4V 2200mAh
Display	3.5-inch 64k color TFT LCD (320 x 240)
Product size	225 x 103 x 59mm
Product net weight	638.6g
Standard individual packing	Gift box, carrying bag
Standard quantity per carton	5pcs
Standard carton measurement	355 x 310 x 265mm
Standard carton gross weight	7kg

UT191 SERIES

Professional Multimeters

Specifications	Range	UT191E	UT191T
DC voltage (V)	600V	±(0.2%+5)	±(0.2%+5)
AC voltage (V)	600V	±(1%+3)	±(1%+3)
LoZ AC (V)	600V	±(2%+3)	±(2%+3)
ACV LPF	600V	±(2%+5)	±(2%+5)
DC current (A)	20A	±(0.8%+3)	±(0.8%+3)
AC current (A)	20A	±(1%+3)	±(1%+3)
Resistance (Ω)	60MΩ	±(0.8%+2)	±(0.8%+2)
Capacitance (F)	60mF	±(3%+5)	±(3%+5)
Frequency (Hz)	10Hz~1MHz	±(0.1%+4)	±(0.1%+4)
Duty cycle	0.1%~99.9%	±(2%+5)	±(2%+5)
Temperature (°C)	-40°C~400°C (0.1°C resolution)		±(1%+20)
Temperature (°F)	-40°F~752°F (0.2°F resolution)		±(1%+40)
ACV peak hold		±(2%+100)	±(2%+100)
Peak current detection		±(3%+100)	±(3%+100)
Display count	6000		
Sampling rate	3 times/second		
Sampling rate	3 times/second		
Analog bar graph	31 sections		
AC voltage frequency response	45Hz~400Hz		
AC current frequency response	45Hz~400Hz		
Overvoltage category	CAT III 600V, IP65		



UT191T

Features	
Measurement setting saved after power reset	Diode/Continunity test
Auto/Manual range	True RMS/Peak value measurement
Auto backlight/Flashlight	Auto power off
Low battery indication	Data hold/MAX/MIN
Function selection (SELECT)	20A current measurement
IP65, 2m drop proof	LoZ AC measurement
Precise temperature measurement with resolution of 0.1°C (UT191T)	

Characteristics	
Standard accessories	Test lead, battery, carrying bag, point contact temperature probe (UT191T), English manual
Power	9V battery
Display	58 x 42mm
Product size	180 x 87 x 59mm
Product net weight	428g
Standard individual packing	Gift box
Standard quantity per carton	10pcs
Standard carton measurement	535 x 315 x 335mm
Standard carton gross weight	9.2kg

UT195 SERIES
Professional Multimeters



UT195DS

UT195 series are industrial digital multimeters with IP65 and 2m drop proof. It can be used in mines, oilfields and other harsh environments. UT195 series can be used to find issues related to motor drive, factory equipment maintenance, electrical distribution, and repair. It is exquisitely designed and easy to operate.



Features	
IP65/2m drop proof	Data hold
Ture RMS	Auto power off
LoZ ACV	MAX/MIN
3-phase motor sequence test (UT195M/DS)	Function selection
LPF ACV (UT195DS)	Flashlight/Auto backlight

Specifications	Range	UT195E	UT195M	UT195DS
DC voltage (V)	1000V	±(0.2%+5)	±(0.2%+5)	±(0.2%+5)
AC voltage (V)	1000V	±(1%+3)	±(1%+3)	±(1%+3)
AC+DC	600V			±(1.5%+4)
LoZ ACV	600V	±(2%+3)	±(2%+3)	±(2%+3)
DC current (A)	20A	±(0.8%+3)	±(0.8%+3)	±(0.8%+3)
AC current (A)	20A	±(1%+3)	±(1%+3)	±(1%+3)
Resistance (Ω)	60MΩ	±(0.8%+2)	±(0.8%+2)	±(0.8%+2)
Capacitance	60mF	±(3%+5)	±(3%+5)	±(3%+5)
Frequency	60Hz~10MHz	±(0.1%+4)		
	60Hz~40MHz		±(0.1%+4)	±(0.1%+4)
Duty cycle	0.1%~99.9%	±(2%+5)		±(2%+5)
Temperature (°C)	-40°C~1000°C		±(1.5%+4)	
Temperature (°F)	-40°F~1832°F		±(2%+5)	
Display count		6000	6000	6000
Display interface (LCD)		Single	Single	Dual
Measurement sampling rate		3/s	3/s	5/s
Analog bar sampling rate		10/s		20/s
Analog bar		31		31
AC voltage frequency response		45~400Hz	45~1kHz	45~5kHz
AC current frequency response		45~400Hz	45~1kHz	45~5kHz
3-phase motor sequence test			600V	600V
Low pass filter				1kHz
Diode/Continuity test		3.5V	3V	3V
Peak hold				250µs
Overvoltage category	CAT III 1000V, CAT IV 600V, IP65			

Characteristics	
Standard accessories	Test probes, battery, carrying bag, point contact temperature probe (UT195M), English manual (German, French, Spanish optional)
Power	9V battery
Display	66 x 51mm
Product size	195 x 95 x 58mm
Product net weight	437g
Standard individual packing	Gift box
Standard quantity per carton	10pcs
Standard carton measurement	605 x 335 x 405mm
Standard carton gross weight	UT195E/UT195M: 11.8kg; UT195DS: 11.18kg

UT890 SERIES

True RMS Digital Multimeters

The UT890C/D+ 6000-count true RMS digital multimeters are designed with large LCD display. The maximum measurable capacitance is 100mF, with fast response time of less than 12s. The NCV and continuity measurement have acousto-optic indications. UT890D+ has a LIVE function for distinguishing between live and neutral wires. In addition, it is equipped with the automatic fuse blown detection and high voltage protection.

Applications:

- **Electrical switchboards; HVAC systems;**
- **Electrical circuit faults detection;**
- **Installation or maintenance of electronics/ factory equipment;**
- **Electronics component;**
- **development, circuit board design;**
- **Users who need to distinguish between neutral/ live wire frequently.**



Live and nature wires identification



UT890D+

Specifications	Range	UT890C	UT890D+
DC voltage	600mV/6V/60V/600V/1000V	±(0.7%+3)	±(0.7%+3)
AC voltage	6V/60V/600V/750V	±(0.8%+3)	±(0.8%+3)
ACV Frequency	10Hz~10kHz	±(0.1%+5)	±(0.1%+5)
DC current	60μA/600μA/6mA/60mA/600mA/20A	±(0.8%+8)	±(0.8%+8)
AC current	60μA/600μA/6mA/60mA/600mA/20A	±(1%+12)	±(1%+12)
Resistance	600Ω/6kΩ/60kΩ/600kΩ/6MΩ/60MΩ	±(0.8%+3)	±(0.8%+3)
Capacitance	100mF	±(3%+10)	±(3%+10)
Frequency	9.999Hz~9.999MHz	±(0.1%+5)	±(0.1%+5)
Temperature	-40°C~1000°C/-40°F~1832°F	±(1%+3)	
Display count		6000	6000
Live			√
Overvoltage category	CAT II 1000V, CAT III 600V		

Features	
Manual range/True RMS	NCV/hFE/Max/Min
Data hold/REL	Diode test/Continuity test
Audible/visual alarm (NCV/continuity)	High voltage false detection: 1000Vrms
Current (AC/DC) mode memory	Over-current alarm: ≥20A
Low battery indication: ≤2.5V	Auto power off/LCD Backlight
Fuse blowing alarm (mA only): Input overload or misoperation	



Fuse blowning alarm (mA only)

Characteristics	
Standard accessories	Batteries, test lead, k-type temperature probe (UT890C), English manual
Power	1.5V battery (R03) x 2
Display	60 x 35mm
Product size	183 x 88 x 56mm
Product net weight	346g
Standard individual packing	Gift box
Standard quantity per carton	40pcs
Standard carton measurement	645 x 450 x 340mm
Standard carton gross weight	23.3kg

UT892

2000V AC/DC High Voltage Digital Multimeter

UT892 High Voltage Multimeter provides AC/DC voltage measurement up to 2000V with full range overload protection. The specially designed 2000V input terminal and the indication for test leads allow users to take electrical measurements safely and efficiently.
This meter features VFC mode for accurate measurements on variable frequency motor drives and noisy devices. The built-in NCV helps users detect the presence of live voltage without contacting any metal conductor, and the LIVE test can identify the live wire with a single test lead. UT892 has a removable rubber holster that can also hold test probes for one-handed operation.
The input terminals on the meter meet the safety rating of CAT II 1000V/CAT III 600V.

Specifications	Range	Range
DC voltage (V)	2000V	±(0.5%+3)
AC voltage (V)	2000V	±(1.0%+3)
Variable frequency voltage (VFC)	600V	±(5%)
High voltage frequency (Hz)	10Hz~10kHz	±(0.5%+2)
Resistance (Ω)	60MΩ	±(0.5%+5)
Capacitance (F)	60mF	±(3.0%+10)

Features		
Display counts		6000
Auto/manual range		√
NCV		√
LIVE test		√
Diode		√
Continuity		√
Low battery indication	≤2.5V approximately	√
Data hold		√
Max/Min		√
Relative mode		√
Auto power off	Approximately 15 minutes	√
Backlight		√
Overvoltage category	CAT II 1000V/CAT III 600V	√

Characteristics	
Standard accessories	English manual, test leads, batteries
Power	AA 1.5V x 2
Product size	187 x 88 x 56mm
Product net weight	350g (Including batteries)
Standard individual packing	Gift box
Standard quantity per carton	40pcs
Standard carton measurement	645 x 450 x 350mm



UT892





DIGITAL CLAMP METERS

Clamp meters are handheld devices with multimeter functions and able to measure AC/DC current directly without breaking the electrical conductor. Today's clamp meters are multi-functional designed and used in HVAC/R, electrical vehicles, electrical installation, motor inspection, engineering, and many other applications. UNI-T clamp meters are well known for its performance, practicality, and reliability.

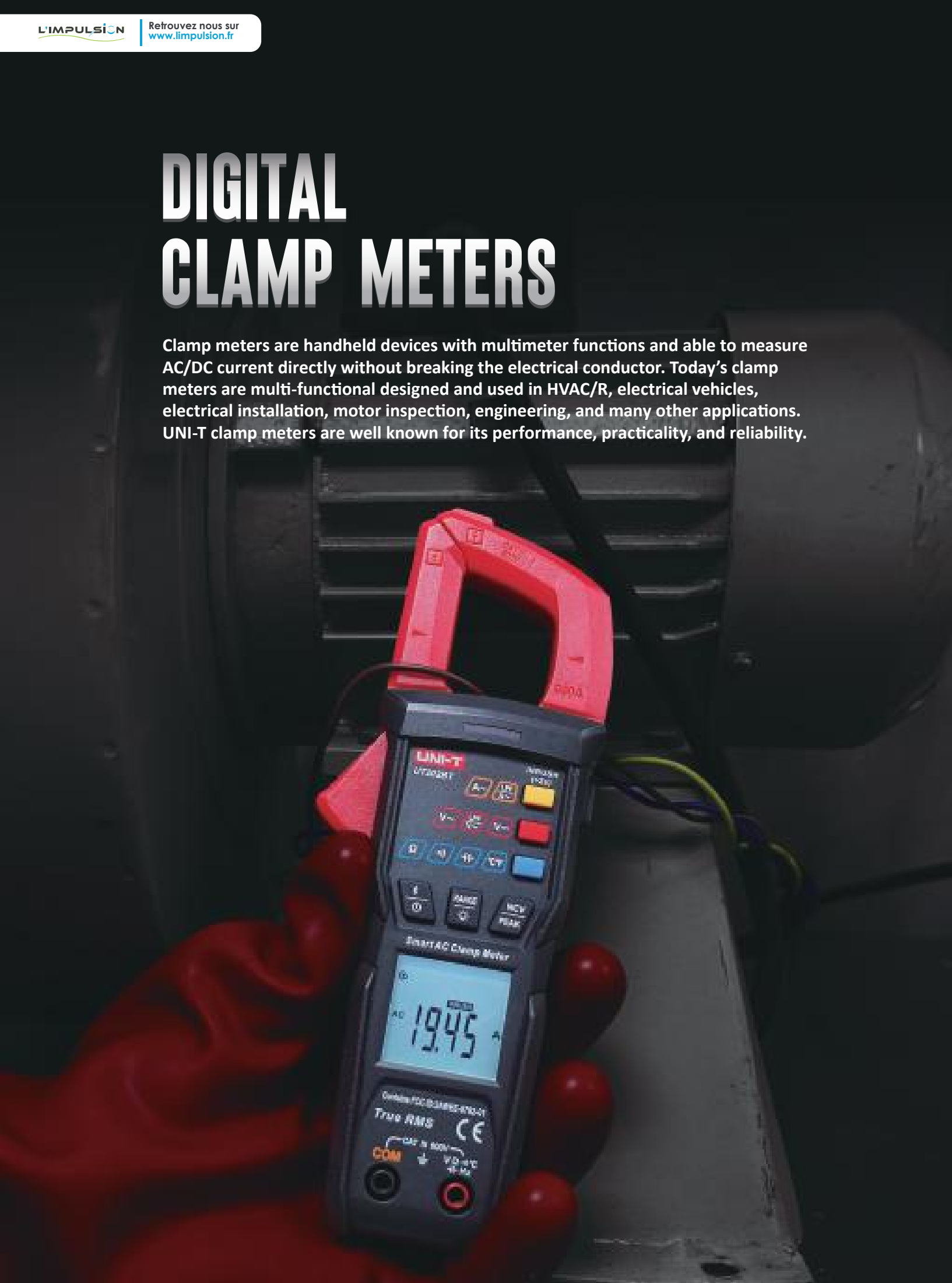

UT200A+/UT200B+ SERIES

Digital Clamp Meters

UT200A+ & UT200B+ AC current digital clamp meters are suitable for daily repair and maintenance of household equipment, mainly by electricians; Featured minimum 3A AC current measurement, True RMS, LIVE test, and Audible/Visual alarm functions, they are good tools for home users or DIY enthusiasts.

True RMS
True RMS

Audiable /visiable alarm

LIVE
LIVE test

Large Jaw size

Overload protection

Auto power off



UT200A+ UT200B+

Specifications	Range	UT200A+	UT200B+
Language	**EN, RU, ES**		
Current (ACA)	3A	±(4%+10)	±(4%+10)
	30A	±(3%+5)	±(4%+5)
	400A	±(3%+5)	
	600A		±(4%+5)
Voltage (ACV)	3V~600V	±(1.2%+5)	±(1.2%+5)
Frequency (Hz)	10H~10kHz	±(1.0%+5)	±(1.0%+5)
Voltage (DCV)	3V~300V	±(1.0%+5)	±(1.0%+5)
	300V~600V	±(1.0%+3)	±(1.0%+3)
Resistance	300Ω~300kΩ	±(1.0%+5)	±(1.0%+5)
	300kΩ~3MΩ	±(2.0%+5)	±(2.0%+5)
Capacitance	30nF~300nF		±(4%+10)
	3μF~300μF		±(4%+5)
	1mF		±(5%+10)
Jaw size		28mm	28mm
Display count		3099	3099
Diode/Continuity		√	√
Auto range		√	√
High voltage warning		√	√
Hold/Backlight		√	√
Flashlight		√	√
Overvoltage category		CAT III 600V	CAT III 600V







UT200+/UT200R SERIES

400A/600A Digital Clamp Meters





High voltage (600V) frequency measurement



NCV multi-segment display and audio/visual alarm



600V protection across all range



Small range measurement, accuracy guarantee range 1%-100%



UT201+/202+/202A+/
UT201R/202R/202F
(AC current only)



UT203+/204+/
UT203R/204R
(AC/DC current)

True RMS — True RMS

LCD backlight

Larger screen and display digits

60mF large capacitance measurement (UT202A+/204+/202F/204R)

Live — Neutral/live wire test (UT202A+/204+)

(UT200R/F series only)

UT200+/UT200R SERIES
400A/600A Digital Clamp Meters


Industrial electricity


Residential electricity


Air conditioning


Automobile

Specifications	Range	UT201+/201R	UT202+/202R	UT202A+/202F	UT203+/203R	UT204+/204R
AC current (A)	400A	±(2%+10)	±(2%+10)		±(2%+5)	
	600A			±(2%+10)		±(2%+5)
AC current frequency		50Hz~100Hz	50Hz~100Hz	50Hz~100Hz	45Hz~400Hz	45Hz~400Hz
DC current (A)	400A				±(2%+5)	
	600A					±(2%+5)
AC voltage (V)	600V	±(0.8%+5)	±(0.8%+5)	±(0.8%+5)	±(0.8%+5)	±(0.8%+5)
AC voltage frequency		45Hz~400Hz	45Hz~400Hz	45Hz~400Hz	45Hz~400Hz	45Hz~400Hz
High voltage frequency	5~600V (on voltage position)	10Hz~10kHz	10Hz~10kHz	10Hz~10kHz	10Hz~60kHz	10Hz~60kHz
DC voltage (V)	600V	±(0.5%+2)	±(0.5%+2)	±(0.5%+2)	±(0.5%+2)	±(0.5%+2)
Resistance (Ω)	40MΩ	±(0.8%+2)	±(0.8%+2)		±(0.8%+2)	
	60MΩ			±(0.8%+2)		±(0.8%+2)
Capacitance (F)	4mF		±(4%+5)			
	40mF				±(4%+5)	
	60mF			±(4%+5)		±(4%+5)
Temperature (°C)	-40°C~1000°C		±(1.5%+5)			±(1.5%+5)
Frequency (Hz)	<30V (on Hz position)			10Hz~10MHz	10Hz~10MHz	10Hz~10MHz
Display count		4000	4000	6000	4000	6000
Jaw opening		28mm	28mm	28mm	28mm	28mm
Relative mode			√	√	√	√
Zero mode					√	√
Overvoltage category	CAT II 600V, CAT III 300V					

Features	
Auto range	Data hold
True RMS/NCV	MAX/MIN
Continuity test	Low battery indication
Diode	Auto power off

Characteristics	
Standard accessories	Batteries, test leads, Themocouple (UT202+/204+/202R/204R), English manual
Power	1.5V battery (R03) x 2
Display	37 x 25mm
Product size	215 x 63 x 36mm
Product net weight	Around 240g
Standard individual packing	Gift box, carrying bag
Standard quantity per carton	40pcs
Standard carton measurement	485 x 295 x 385mm
Standard carton gross weight	UT201+/201R: 16.6kg; UT202+/202R: 17.1kg; UT203+/203R: 16.1kg; UT202A+/UT204+/202F/204R: 16.7kg

UT200 SERIES

1000A True RMS Digital Clamp Meters

UT200 series are 6000-count digital clamp meters with auto range, large LCD, true RMS, auto scale memory, and NCV functions. They conform to CAT III 1000V/CAT IV 600V safety rating and certified by CE/ETL. The UT206B, UT207B, and UT208B come with LoZ mode for eliminating' ghost' voltage, LPF ACV function for measuring INV and VFD voltage, and inrush current mode for capturing transient current. The UT206B and UT208B also feature high-precision temperature measurement with 0.1 °C resolution, and can be equipped with a flexible current probe to extend the AC current measurement range to 3000A.



UT208B

Features
True RMS
NCV (audible/visual alarm)
Data hold/backlight/Flashlight
MAX/MIN/relative mode
Diode/continuity test
Inrush current (UT206B/207B/208B)
LPF ACV (UT206B/207B/208B)
LoZ ACV (UT206B/207B/208B)
Optional flex clamp (UT-CS09D) up to 3000A (UT206B/208B)



Specifications	Range	UT205E	UT206B	UT207B	UT208B
AC current (A)	1000A	±(2%+5)	±(2%+5)	±(2%+5)	±(2%+5)
DC current (A)	1000A			±(2%+5)	±(2%+5)
AC current frequency response		50Hz~60Hz	50Hz~60Hz	40Hz~400Hz	40Hz~400Hz
Inrush current (A)	1000A		±(10%+10)	±(10%+10)	±(10%+10)
AC voltage (V)	1000V	±(1.2%+3)	±(1.2%+3)	±(1.2%+3)	±(1.2%+3)
DC voltage (V)	1000V	±(0.5%+5)	±(0.5%+5)	±(0.5%+5)	±(0.5%+5)
Low pas filter (LPF ACV)	1000V		±(2%+5)	±(2%+5)	±(2%+5)
AC voltage frequency response		40Hz~400Hz	40Hz~400Hz	40Hz~400Hz	40Hz~400Hz
LoZ ACV	1000V		±(2%+5)	±(2%+5)	±(2%+5)
Resistance (Ω)	60MΩ	±(1%+2)	±(1%+2)	±(1%+2)	±(1%+2)
Capacitance (F)	60mF	±(4%+5)	±(4%+5)	±(4%+5)	±(4%+5)
Temperature	-40°C~1000°C -40°F~1832°F		±(1%+2) ±(1%+4)		±(1%+2) ±(1%+4)
Low voltage frequency (Hz)	10Hz~1MHz	±(0.1%+3)	±(0.1%+3)	±(0.1%+3)	±(0.1%+3)
Duty cycle (%)	10%~90%	±(2.6%+7)	±(2.6%+7)	±(2.6%+7)	±(2.6%+7)
Analog bar			31	31	31
Flexible current probe (optional)	Up to 3000A		√		√
Zero mode				√	√
Display count		6000	6000	6000	6000
Jaw opening		42mm	42mm	42mm	42mm
Overvoltage category	CAT III 1000V, CAT IV 600V				

Characteristics	
Standard accessories	Test leads, batteries, point contact temperature probe (UT206B/UT208B), English manual
Power	1.5V battery (R03) x 3
Display	43 x 45mm
Product size	272 x 81 x 43.5mm
Product net weight	UT205E/UT206B: 465g; UT207B/UT208B: 420g
Standard individual packing	Gift box, carrying bag
Standard quantity per carton	UT205E/UT206B/UT207B: 10pcs; UT208B: 5pcs
Standard carton measurement	UT205E/UT206B/UT207B: 355 x 330 x 315mm; UT208B: 355 x 330 x 165mm
Standard carton gross weight	UT205E/UT206B/UT207B: About 7.1kg; UT208B: About 4.5kg

UT205A+/UT206A+/UT205B

1000A Digital Clamp Meters

The UT205A+/UT206A+/UT205B 1000A digital clamp meter has a lightweight and slim design, and the screen backlight function enables normal use in dark environments. The clamp meter has reliable performance and is suitable for electronic and electrical maintenance. The rich functions make the meter suitable for more different usage scenarios.







UT205A+



UT206A+

Features	
Non-contact voltage (UT206A+)	Auto power off
Jaw opening 45mm	Inrush current (UT206A+)
Flashlight	MAX/MIN
Data hold	Temperature (UT206A+)
Resistance	Capacitance

Specifications		UT205A+	UT205B	UT206A+
AC current (A)	1000A	±(1.5%+5)	±(1.5%+5)	±(1.5%+5)
Inrush current (A)	600A			±(5%+10)
AC voltage (V)	1000V	±(1.0%+2)	±(1.0%+2)	±(1.0%+2)
ACV frequency (Hz)	10Hz~10kHz	±(1.0%+5)	±(1.0%+5)	±(1.0%+5)
DC voltage (V)	1000V	±(0.7%+3)	±(0.8%+2)	±(0.7%+3)
Resistance (Ω)	40MΩ	±(0.8%+2)	±(2.5%+5)	
	60MΩ			±(0.8%+2)
Capacitance (F)	40mF	±(4%+5)	±(10%)	
	60mF			±(4%+5)
Frequency (Hz)	10Hz~10MHz	±(0.1%+4)	±(0.1%+4)	±(0.1%+4)
Temperature (°C/°F)	-40°C~1000°C/-40°F~1832°F			±4°C/±5°F
Display count		4099	4099	6099
Jaw opening		45mm	55mm	45mm
Overvoltage category	CAT II 1000V/CAT III 600V			

Characteristics	
Standard accessories	Test leads, batteries, point contact temperature probe(UT206A+ only), English manual
Power	1.5V x 2
Product size	240 x 76 x 40mm
Product net weight	240g
Standard individual packing	Gift box, carrying bag
Standard quantity per carton	20pcs
Standard carton measurement	420 x 290 x 280mm

UT202T/UT202BT

Smart AC Clamp Meters

UT202BT is a Bluetooth smart clamp meter designed with low pass filter mode, and inrush current detection, peak hold, and other traditional clamp meter funtions.

UT202T is a simple to use smart clamp meter which can automatically detect most common parameters.





UT202T UT202BT

Features	
Low pass filter (UT202BT)	Button-design
Non-contact voltage	True RMS
Inrush current (UT202BT)	Low pass filter (UT202BT)
Bluetooth 5.0 (UT202BT)	Dual display (V+Hz; A+Hz)
Flashlight	Bright Backlight

Specifications	Range	UT202T	UT202BT
DC voltage (V)	600V	±(0.5%+3)	±(0.5%+3)
AC voltage (V)	600V	±(0.8%+3)	±(0.8%+3)
AC current (A)	600A	±(2.5%+5)	±(2.5%+5)
Resistance (Ω)	6MΩ	±(0.8%+3)	
	100MΩ		±(0.8%+3)
Frequency (Hz)	40Hz~1000Hz	±(1.0%+5)	±(1.0%+5)
Capacitance (F)	100mF	±(4%+5)	±(4%+5)
Temperature (°C)	-40°C~1000°C		±5
Temperature (°F)	-40°F~1832°F		±9
Jaw opening		28mm	28mm
Display count		9999	9999
Overvoltage category		CAT III 600V	CAT III 600V

Characteristics	
Standard accessories	UT202T: Test leads, batteries; UT202BT: Test leads, batteries, temperature probe
Power	1.5V battery (R03) x 2
Product size	205 x 65 x 32mm
Product net weight	238g
Standard individual packing	Gift box, carrying bag, English manual
Standard quantity per carton	40pcs
Standard carton measurement	485 x 295 x 385mm

UT210/UT211 SERIES

Mini Clamp Meters/60A Mini Clamp Meter

UT210 series mini clamp meters are designed to work well in limited spaces. These are essential tools for mechanical and electrical equipment maintenance, home appliance installation and residential electrical maintenance. UT211B 60A mini clamp meter is a high precision tool designed with the resolution of 0.1mA. UT211B is perfect for anyone requiring high precision and accurate results when working with electronics, such as troubleshooting solar power systems current load, electrical cars, etc.





UT211B

Specifications	Range	UT210A	UT210B	UT210C	UT210D	UT210E	UT211B
AC current (A)	60A (0.1mA resolution) 100A 200A	 ±(2.5%+20)	 ±(2.5%+20)	 ±(2%+10)	 ±(2.5%+8)	 ±(2.5%+5)	±(1.5%+10)
DC current (A)	60A 100A 200A				 ±(2%+3)	 ±(2%+3)	±(2%+3)
AC voltage (V)	600V			±(1%+3)	±(1%+3)	±(1%+3)	±(0.8%+3)
DC voltage (V)	600V			±(0.7%+3)	±(0.7%+3)	±(0.7%+3)	±(0.7%+3)
Resistance (Ω)	20MΩ 60MΩ			±(1%+2)	±(1%+2)	±(1%+2)	 ±(0.8%+2)
Frequency (Hz)	60kHz				±(0.1%+4)		
Capacitance (F)	20mF 62mF			±(4%+5)	±(4%+5)	±(4%+5)	 ±(4%+5)
Temperature	-40°C~1000°C -40°F~1832°F			±(1%+3) ±(1.5%+5)	±(1%+3) ±(1.5%+5)		
Display count		2000	2000	2000	2000	2000	6000
Continuity buzzer				√	√	√	√
Jaw opening		16mm	16mm	17mm	17mm	17mm	17mm
Diode test	Around 3.0V			√	√	√	√
Overvoltage category	CAT II 600V, CAT III 300V						

Features	
VFC (UT210E/UT211B)	NCV (UT210B/C/D/E/UT211B)
MAX/MIN (UT210B/C)	True RMS (UT210B/C/D/E/UT211B)
Auto range	Ergonomic and lightweight
ZERO mode (UT210D/E/UT211B)	2~3 times/s sampling rate
Auto power off	LCD backlight/data hold
Input protection	Relative mode (UT210B)

Characteristics	
Standard accessories	Batteries, test leads (UT210C/D/E/UT211B), point contact temperature probe (UT210C/D), English manual
Power	1.5V battery (R03) x 2
Display	39.3 x 26.5mm
Product size	UT210A/B: 158 x 60 x 33.5mm; UT210C/D/E/UT211B: 175 x 60 x 33.5mm
Product net weight	UT210A/B: 150g (batteries included); UT210C/D/E/UT211B: 170g
Standard individual packing	Gift box, carrying bag (UT210C/D/E/UT211B)
Standard quantity per carton	UT210 series: 40pcs; UT211B: 10pcs
Standard carton measurement	UT210A/B: 345 x 245 x 300mm; UT210C: 385 x 345 x 305mm; UT210D/E: 385 x 320 x 310mm; UT211B: 330 x 205 x 170mm
Standard carton gross weight	UT210A: 8kg; UT210B: 7.2kg; UT210C: 14.8kg; UT210D: 12.9kg; UT210E: 12.3kg; UT211B: 4kg

UT213 SERIES
400A Digital Clamp Meters

UT213 series are 400A digital clamp meters with CAT III 600V safety standards. These meters are designed for electricians and HVAC/R technicians. The built-in flashlight also makes these meters useful tools when working in dark environments.





UT213C

Specifications	Range	UT213A	UT213B	UT213C
AC current (A)	400A	±(1.8%+9)	±(1.8%+9)	±(2.5%+5)
DC current (A)	400A			±(2%+3)
AC voltage (V)	600V	±(1.2%+5)	±(1.2%+5)	±(1.2%+5)
DC voltage (V)	600V	±(0.8%+1)	±(0.8%+1)	±(0.8%+3)
Resistance (Ω)	40MΩ	±(1%+2)	±(1%+2)	±(1%+2)
Capacitance (F)	100μF	±(1%+2)		
	40mF		±(4%+5)	±(4%+5)
Frequency	10Hz~1MHz	±(0.1%+4)	±(0.1%+4)	±(0.1%+4)
Temperature	-40°C~1000°C		±(1%+3)	±(1%+3)
	-40°F~1832°F		±(1%+6)	±(1%+6)
Display count		4000	4000	4000
Jaw opening		30mm	30mm	30mm
True RMS			√	√
Diode		Around 1.5V	Around 3.0V	Around 3.0V
MAX/MIN			√	√
Overvoltage category	CAT III 600V			

Features	
Auto range	Flashlight
Relative mode	Low battery indication: ≤3.6V
NCV/continuity buzzer	Input protection
Data hold/LCD backlight	Auto power off

Characteristics	
Standard accessories	Batteries, test leads, point contact temperature probe (UT213B/UT213C), English manual
Power	1.5V battery (R03) x 3
Display	38 x 24mm
Product size	220 x 75 x 40mm
Product net weight	UT213A/B: 280g; UT213C: 231.7g
Standard individual packing	Gift box, carrying bag
Standard quantity per carton	20pcs
Standard carton measurement	485 x 345 x 205mm
Standard carton gross weight	UT213A: 9.1kg; UT213B: 9.8kg; UT213C: 9.7kg

UT216 SERIES

600A True RMS Digital Clamp Meters



UT216D

UT216 series digital clamp meters are designed for measuring high frequency currents (up to 400Hz), server rooms, IT systems, etc. Its double injection design gives users a more comfortable grip and enhanced durability. UT216's 6000 count display also provides precise readings for users.



Specifications	Range	UT216A	UT216B	UT216C	UT216D
AC current (A)	600A	±(2.5%+5)	±(2.5%+5)	±(2.5%+5)	±(2.5%+5)
AC current frequency response		50/60Hz	40~400Hz	40~400Hz	40~400Hz
DC current (A)	600A			±(2.5%+5)	±(2.5%+5)
AC voltage (V)	750V	±(1.2%+5)	±(1.2%+5)	±(1.2%+5)	±(1.2%+5)
AC voltage frequency response		40~400Hz	40~400Hz	40~400Hz	45~400Hz
DC voltage (V)	1000V	±(0.8%+3)	±(0.8%+3)	±(0.8%+3)	±(0.8%+3)
Resistance (Ω)	60MΩ	±(1%+2)	±(1%+2)	±(1%+2)	±(1%+2)
Capacitance (F)	60mF	±(4%+5)	±(4%+5)	±(4%+5)	±(4%+20)
Frequency (Hz)	10Hz~1MHz		±(0.1%+4)	±(0.1%+4)	±(0.1%+4)
Temperature (°C)	-40°C~1000°C			±(3%+5)	±(3%+5)
Temperature (°F)	-40°F~1832°F			±(2%+10)	±(2%+10)
Display count		6000	6000	6000	6000
Jaw opening		30mm	30mm	30mm	30mm
VFC			√	√	√
LCD backlight		√	√	√	
Inrush current				√	√
OLED display					√
Analog bar graph				61	21
Overvoltage category	CAT II 1000V, CAT III 600V				

Features	
Auto range	True RMS
Diode: around 3.0V	Data hold
Relative mode	MAX/MIN
Flashlight	Auto power off
Continuity buzzer	Low battery indication: ≤3.6V
Input protection	NCV

Characteristics	
Standard accessories	Batteries, test leads, point contact temperature probe (UT216C/UT216D), English manual
Power	1.5V battery (R03) x 3
Display	38 x 24mm
Product size	220 x 75 x 40mm
Product net weight	UT216A: 280g; UT216B/C/D: 231.7g
Standard individual packing	Gift box, carrying bag
Standard quantity per carton	10pcs
Standard carton measurement	350 x 290 x 200mm
Standard carton gross weight	5kg

UT219 SERIES
Professional Clamp Meters

UT219 series is 600A true RMS professional clamp meter with CAT IV 600V rating. It is industrially designed with IP54 rating and able to withstand 2 meters drop test for measurement in harsh environments. This series is suitable for professional electricians, HVAC/R and motor technicians.

Features
Auto/manual range/ZERO mode
MAX/MIN
True RMS/auto power off
IP54/2m drop proof
Data hold/relative mode
Auto backlight
Low battery indication
3-phase motor sequence test (UT219M/DS)
LoZ input for ghost voltage measurement
Temperature and µA measurements (flame sensor) (UT219M/DS)
Inrush current/AC+DC voltage/V+A dual display (UT219DS)



UT219DS

Specifications	Range	UT219E	UT219M	UT219DS
AC current (A)	600A	±(1.8%+6)	±(1.8%+6)	±(1.8%+6)
DC current (A)	600A 2000µA		 ±(0.9%+6)	±(1.8%+6) ±(0.9%+6)
AC voltage (V)	1000V	±(1%+6)	±(1%+6)	±(1%+6)
DC voltage (V)	1000V	±(0.6%+3)	±(0.6%+3)	±(0.6%+3)
LoZ ACV	600V	±(2.5%+6)	±(2.5%+6)	±(2.5%+6)
Resistance (Ω)	60MΩ	±(1%+3)	±(1%+3)	±(1%+3)
Capacitance (F)	60mF	±(4%+7)	±(4%+7)	±(4%+7)
Frequency (Hz)	10Hz~10MHz 600Hz~40MHz	±(0.1%+6)	 ±(0.1%+5)	 ±(0.1%+6)
Duty cycle	0.1%~99.9%	±(2.6%+7)		±(2.6%+7)
Temperature	-40°C~1000°C -40°F~1832°F		±(2%+5) ±(2%+9)	±(2%+5) ±(2%+9)
Display count		6000	6000	6000
Jaw opening		33mm	33mm	33mm
AC current frequency response		40Hz~400Hz	40Hz~400Hz	40Hz~400Hz
AC voltage frequency response		40Hz~400Hz	40Hz~400Hz	40Hz~1kHz
3-phase motor sequence test			600V	600V
Low pass filter				1kHz, 3dB attenuation
V+A dual display				√
Diode test		12V	3V	3V
Measurement sampling rate		3 times/s	3 times/s	5 times/s
Analog bar sampling rate		10 times/s		20 times/s
Analog bar		31 segment		31 segment
Display interface (LCD)		Single	Single	Dual
Overvoltage category	CAT III 1000V, CAT IV 600V			

Characteristics	
Standard accessories	Test leads, batteries, carrying bag, point contact temperature probe (UT219M/UT219DS), English manual (German, French, Spanish optional)
Power	1.5V battery (R03) x 3
Display	35 x 31mm
Product size	234.6 x 82 x 47mm
Product net weight	310g
Standard individual packing	Gift box, blister
Standard quantity per carton	10pcs
Standard carton measurement	490 x 295 x 330mm
Standard carton gross weight	UT219E: 8kg; UT219M/UT219DS: 8.2kg

UT220 SERIES
2000A Digital Clamp Meters

UT220 series are 2000A AC/DC digital clamp meters. This series ensures stable performance, safety, and reliability for measuring up to 2000A AC (and DC for UT221) current. It is designed with over-load protection for all ranges, perfect for all professionals measuring currents up to 2000A (2500A for UT222).


UT221

Features	
Auto range	Diode
Continuity buzzer	Data hold
MAX/MIN	Low battery indication



Characteristics	Range	UT220	UT221	UT222
AC current (A)	2000A 2500A	±(2.5%+5)	±(2.5%+5)	 ±(1.5%+5)
DC current (A)	2000A 2500A		±(2.5%+5)	 ±(1.5%+5)
AC voltage (V)	750V 1000V	±(1.2%+5)	±(1.2%+5)	 ±(1%+3)
DC voltage (V)	1000V	±(0.8%+1)	±(0.8%+1)	±(0.5%+2)
Resistance (Ω)	20MΩ 60MΩ 66MΩ	±(1%+2)	 ±(1%+2)	 ±(1%+2)
Capacitance (F)	60mF			±(3%+5)
Frequency (Hz)	20MHz 60MHz		±(0.1%+3)	 ±(0.1%+3)
Temperature	-40°C~1000°C -40°F~1832°F			±(1%+10) ±(1%+18)
Display count		2000	6000	6000
Jaw opening		63mm	63mm	63mm
True RMS			√	√
Duty cycle	10%~90%		√	√
AC+DC				√
Low pass filter			√	√
Inrush current			√	√
Relative mode			√	√
I-OUT function			√	√
Data storage				1000
Analog bar graph			66	61
Overvoltage category	CAT III 1000V, CAT IV 600V			

Characteristics	
Standard accessories	Test leads, output cable (UT221/UT222), thermocouple (UT222), English manual
Power	9V battery (6F22)
Display	43 x 30mm
Product size	298 x 107 x 47mm
Product net weight	UT220: 389g; UT221/UT222: 726g
Standard individual packing	Gift box, carrying bag (UT220), tool box (UT221/UT222)
Standard quantity per carton	UT220: 10pcs; UT221/UT222: 5pcs
Standard carton measurement	UT220: 640 x 305 x 175mm; UT221/UT222: 510 x 375 x 320mm
Standard carton gross weight	UT220: 7.52kg; UT221/UT222: 12.1kg

UT256 SERIES
True RMS Fork Meters

UT256 series are high reliable, true RMS fork meters. Its unique design allows users to measure current by simply moving the wire of interest inside the opening of the 'fork' to the labeled mark. With no mechanical parts, this meter bares no risk from any type of mechanical failure.







UT256



UT256A



UT256B

Characteristics	Range	UT256	UT256A	UT256B
AC current (A)	200A	60A: ±(2%+5)	±(1.8%+5)	±(2.5%+5)
DC current (A)	200A	60A: ±(2%+5)		±(2.5%+5)
AC voltage (V)	750V			±(1.2%+3)
	1000V		±(1.2%+3)	
DC voltage (V)	1000V		±(0.8%+3)	±(0.8%+3)
Resistance (Ω)	60MΩ		±(1%+2)	±(1%+2)
Capacitance (F)	60mF			±(4%+20)
Frequency (Hz)	10~10kHz		±(0.1%+5)	
Display count			6000	6000
Diode test	About 3V			√
NCV		√		√
Zero mode		√		√
Relative mode		√		√
Overvoltage category	CAT II 1000V, CAT III 600V			

Features	
Fork design	True RMS
NCV function	Data hold
Low battery indication	Audiable/Visuable alarm
Auto power off	Backlight

Characteristics	
Standard accessories	English manual, test leads, batteries
Power	UT256: AAA 1.5V x 2; UT256A/UT256B: 1.5V battery (LR6) x 2
Display	UT256: 32 x 15mm; UT256A: 35 x 26mm; UT256B: 36.5 x 24mm
Product size	UT256: 171 x 42 x 28mm; UT256A: 217 x 58.8 x 38.5mm; UT256B: 210 x 53 x 35mm
Product net weight	UT256: 120g (Including batteries); UT256A/UT256B: 248g(Including batteries)
Standard individual packing	Gift box, carrying bag
Standard quantity per carton	UT256A/UT256B: 20pcs
Standard carton measurement	UT256A/UT256B: 485 x 310 x 205mm
Standard carton gross weight	UT256A/UT256B: 9.5kg

2117R
1000A Clamp Meter

2117R True RMS 1000A AC clamp meter is a great choice for AC current measurement. It features 1000V AC/DC voltage measurement, 60MΩ resistance measurement, and bright backlight. The dual-mode NCV allows users to detect live voltages without contacting any metallic surface. The high frequency response range is suitable for more measuring applications. This meter is CE/UKCA approved and features a CATII 1000V / CATIII 600V safety rating with 1000V overload protection.









2117R

Specifications		
Certificates	**CE, UKCA**	
AC current (A)	1000A	±(1.5%+4)
ACA Frequency (Hz)	20Hz~10kHz	±(1.0%+5)
AC voltage (V)	1000V	±(1.0%+2)
DC voltage (V)	1000V	±(0.7%+3)
Resistance (Ω)	60MΩ	±(0.8%+2)
Capacitance (F)	6mF	±(4%+5)
Display count	6000	
Jaw opening	33mm	
Overvoltage category	CAT III 600V/CATII 1000V	

Features	
1000A AC Current	True RMS
1000V AC/DC voltage	Auto range/Auto power off
NCV function	Low battery indication

Characteristics	
Standard accessories	Batteries, test leads
Power	1.5V battery (R03) x 2
Display	40 x 28mm
Product size	204 x 63 x 38mm
Standard individual packing	Gift box, Carrying bag, English manual

UT-CS06A

400A AC Current Clamp sensor

UT-CS06A 400A AC Current Clamp is a current entry-level sensor for AC Current measurement of multi-meter/data logger.
It suits most UNIT multi-meters and features a small-sized and convenient-to-use design, which is an ideal tool to extend the current ranges for the Multi-meters.



Clamp design

Compact design

AC current
Up to AC 400A

1m
Drop test

Strong compatibility

No need battery



Model	UT-CS06A
Dimension	158 x 65 x 33mm
ACA Current	1-400A
Accuracy	±2.5%±0.5A@50-60Hz ±2.8%±0.5A@60-400Hz
Jaw opening	28mm
Output ratio	1mV/A
Wire length	1.1m
True RMS	depends on the Multi-meter
Response time	depends on the Multi-meter
Frequency	50Hz~400Hz
Waveform display	Adaptable oscilloscope
Accuracy	depends on the Multi-meter
Power supply	no need battery
Drop test	1m
Overvoltage category	CAT III 300V, CAT II 600V





UT-CS09D
Flex Clamp Sensor

UT-CS09D flex clamp sensor solves problems in measuring high current conductors in tight spaces. Its Rogowski coil based current sensor provides stable, safe, and high reliable measurements up to 3000A. This unique design and lightweight feature make it a great choice for professional electricians.

Features
Flex clamp can measure from 1.5A to 3000A current
1m drop proof
Robust terminal connection
Directly displays current when connected to UT206B/208B





UT-CS09D



BNC adapter

Specifications	Range
AC current (A)	30A/300A/3000A
Frequency response	45Hz~500Hz
Flex clamp size	45.7cm (18 inches)
Operating temperature	0°C~50°C
Storage temperature	-20°C~60°C
Storage humidity	≤80%RH
Low battery indication	About 3.3V
Category rating	CAT IV 600V

Characteristics	
Standard accessories	Batteries, BNC adapter, English manual
Power	1.5V battery (R03) x 3
Product size	267 x 119.4 x 34mm
Product net weight	260g
Standard individual packing	Blister
Standard quantity per carton	10pcs
Standard carton measurement	495 x 405 x 225mm
Standard carton gross weight	7kg

RENEWABLE ENERGY TOOLS

Renewable energy is experiencing rapid acceleration, particularly in the solar market, with a new installation capacity of approximately 168GW by the end of 2021, accounting for about 55.63% of the overall energy growth. This trend is expected to continue at an increasingly rapid pace. In order to keep up with this expanding market, UNI-T offers a range of tools specifically designed for renewable energy, ensuring swift, safe, and efficient installation and maintenance of solar systems.

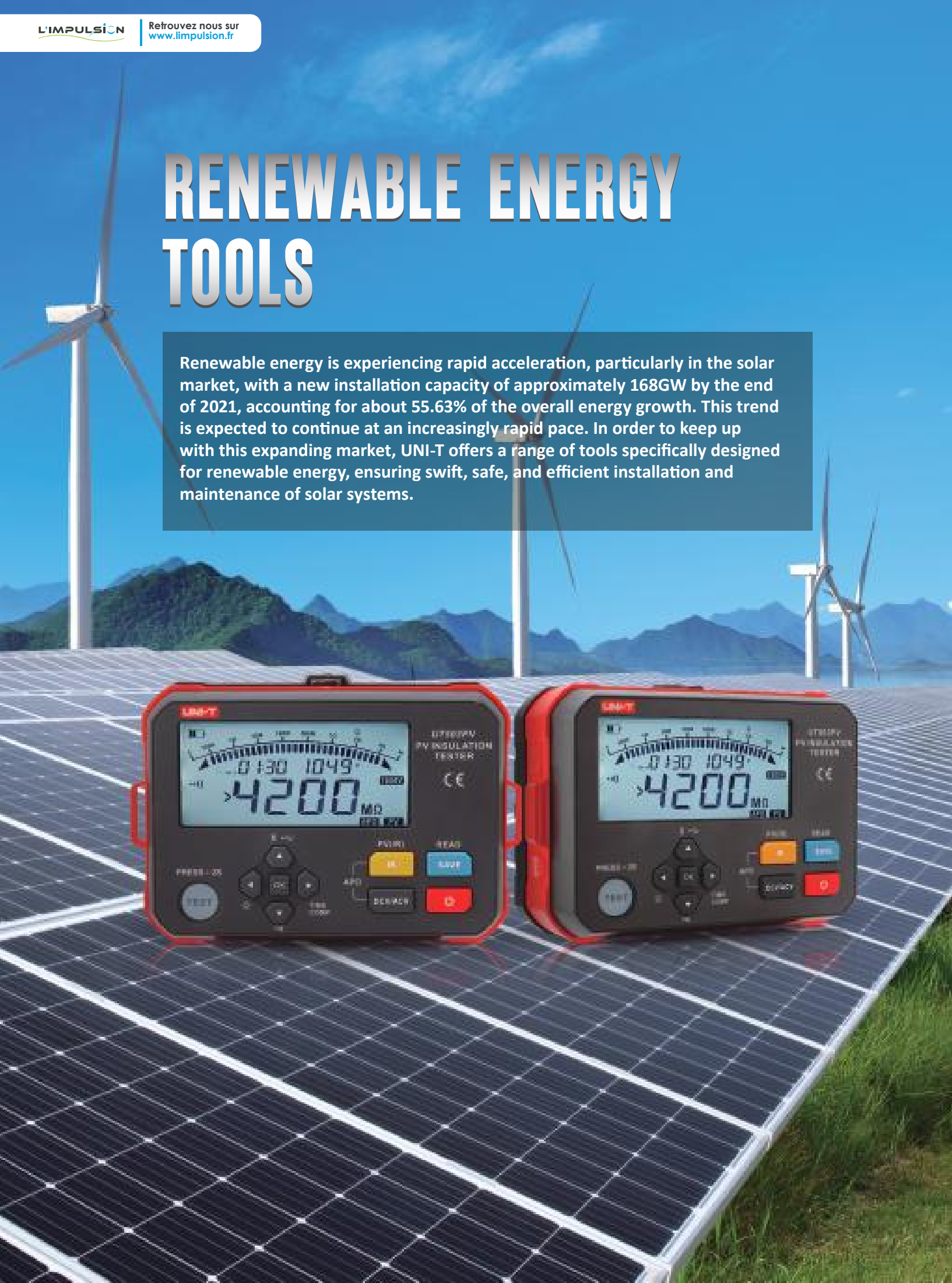

NEW! UT673PV
Solar MPPT Meter

UT673PV solar MPPT meter can test the maximum power, peak power voltage, peak power current, open circuit voltage, and short circuit current of solar panels to help find the abnormal ones.

It adopts a large-size screen, automatic measurement, and can display all measurement results at the same time; the body is easy to carry, which greatly improves the operation and maintenance efficiency of photovoltaic manufacturers, installers, and end users.

Specification		
Pmax	5~800W	±(1.0%+10)
Imp	0~35A	±(1.5%+5)
Vmp	12~60V	±(1.5%+5)
Voc	12~60V	±(1.5%+5)
Isc	0~35A	±(1.5%+5)

Features	
Display	Large LCD (52 x 66mm)
Reverse polarity connect protection	√
Over voltage protection	√
Over current protection	√
Over temperature protection	√
Over power protection	√
Manual MPPT test	√
Data hold	√
Power supply	No battery needed powered by solar panel.
Ovecategory	CAT 0 100V

Characteristics	
Product color	Red + Black
Product size	143 x 74 x 25mm









*Come with MC4 connector

*Product is preliminary and subject to change pending final release information.

UT503PV NEW!

PV Insulation Tester



UT503PV has the function of measuring photovoltaic live insulation resistance (it can measure photovoltaic insulation resistance without power outage/short circuit of photovoltaic solar panels or at night, the maximum DC 1000V), ordinary insulation resistance function (non-live), AC and DC voltage automatic recognition measurement, stepping voltage, Bluetooth transmission, automatic discharge, high voltage live warning, remote control test pen operation test and other functions.

This product is often used in the insulation resistance test of photovoltaic power generation panels, battery energy storage, new energy vehicles, and other equipment.

Output voltage	Insulation resistance	PV insulation resistance	Accuracy
125V	<1.51MΩ	N/A	For reference only
	1.51MΩ~100.0MΩ		±(1.5%+5)
	100.1MΩ~1000MΩ		±(5%+6)
250V	<1.51MΩ	N/A	For reference only
	1.51MΩ~200.0MΩ		±(1.5%+5)
	200.1MΩ~2000MΩ		±(5%+6)
500V	<1.51MΩ	<1.51MΩ	For reference only
	1.51MΩ~1000MΩ	1.51MΩ~1000MΩ	±(1.5%+5)
	1001MΩ~4000MΩ	1001MΩ~4000MΩ	±(5%+6)
1000V	<1.51MΩ	<1.51MΩ	For reference only
	1.51MΩ~1000MΩ	1.51MΩ~1000MΩ	±(1.5%+5)
	1001MΩ~4000MΩ	1001MΩ~4000MΩ	±(5%+6)
Voltage measurement	DC Voltage	5~1000V DC	±(1%+4)
	AC Voltage	5~600V AC	±(1%+4)
Short circuit current	IR measurement	<1.5mA	
	PV IR measurement	<1.2mA	

Features	
Continue measurement (IR)	√(default setting)
Time measurement	√
Compare function(IR)	√
Stepping voltage	√
Auto discharge	√
Energized device test	IR measurement: DO NOT test if the DUT voltage is above 25V
	PV IR measurement: the DUT voltage should ≤ DC 1000V
High voltage alarm	√
Data storage	1000 set
Data communication	transmission via USB cable
	transmission via Bluetooth app
Product dimension	161(L) x 117.3(D) x 63(H)mm
IP	IP54 (with cap closed)
CAT rating	CAT II 1000V, CAT III 600V

Characteristics	
Product color	Red + grey
Product weight	About 0.5KG (including battery)
Product size	161(L) x 117.3(D) x 63(H)mm
Standard package	Hard cloth bag + carton box
SPQ	2
Package size	360 x 230 x 290mm

***Product is preliminary and subject to change pending final release information.**

NEW! UT219PV

Professional AC/DC Clamp Meter-SOLAR

The UT219PV is an advanced AC/DC clamp meter specially designed for high-voltage photovoltaic environments. It offers exceptional accuracy and performance, with a wide range of features. With its automatic range selection and a clear display capable of showing up to 9999 digits, this clamp meter allows for precise measurements of AC/DC voltage, current, low-pass filtered voltage/current, surge current, peak current, DC power (using an external flexible clamp head), resistance, circuit continuity, diodes, capacitance, and temperature. Its versatility extends beyond photovoltaic applications, as it can also be used in other high-voltage settings like energy storage systems, uninterruptible power supplies (UPS), and large motors.

Specifications	Range	
Current (ACA)	999.9A	40Hz~100Hz:±(2.0%+5) 100Hz~1000Hz:±(2.5%+5)
Current (DCA)	999.9A	±(2.0%+5)
Voltage (ACV)	999.9V/1500V	40Hz~1000Hz: ±(1.0%+5)
Voltage (DCV)	999.9V/2500V	±(1.0%+5)
Voltage (DC mV)	999.9mV	±(1.0%+5)
ACV (with LPF)	999.9V	±(2.0%+9)
ACA (with LPF)	999.9A	±(2.5%+9)
ACA (with LPF): flex clamp sensor	30.00A/300.0A/3000A	±(4.0%+9) (center area)
ACA: with flex clamp sensor	30.00A/300.0A/3000A	±(3.0%+5) (center area)
Power (DC)	999.9 kVA/2500 kVA	±(2.0%+20)
Frequency (A&V)	5.0 Hz to 999.9Hz	±(0.5%+5)
Resistance (Ω)	999.9Ω/9.999KΩ/99.99kΩ	±(1.0%+5)
Capacitance (F)	100.0μF/1000μF	±(1.0%+5)
Temperature	-40°C~400°C/-40°F~752°F	±(1.0%+30); ±(1.0%+60)



Features	
True RMS	√
Display count	9999
Display	LCD: Dual display (V+A)
Jaw (Max conductor dia.)	35mm
Diode	√
Solar panel polarity indication	when <-10 DCV, Audible & Visual alarm
Negative indication (DC)	Audible + Visual alarm
High voltage alarm	√
Over range indication	√
AUTO HOLD	√
Inrush current	√
PEAK	√
Bluetooth app	BT 5.0
Data storage	√
Flexiable clamp compatible	UT-CS09D (optional)
IP rating	IP65
Overvoltage category	CAT III 1500V, CAT IV 600V

Characteristics	
Power supply	AAA x 1
Product dimension	197 x 34.5 x 39.9mm
Product color	Grey + Red
Accessories	Test probe, temperature probe, batteries, manual

***Product is preliminary and subject to change pending final release information.**

UT196

Professional Multimeter - Solar Pro

UT196 True RMS solar digital multimeter is an ideal tool for solar power system maintenance. This rugged meter is designed for technicians who work in rugged outdoor environments. UT196 can measure up to 1700V DC and 1500V AC voltages, and 3000A AC current with an external current clamp sensor. This solar meter offers IP65 protection and able to withstand 2m drop as well.

The low-pass filter function allows the meter to isolate high-frequency noise generated by the drive controller. Its low impedance mode can help technicians to troubleshoot sensitive circuits as well as circuits that may contain ghost voltages. The built-in flashlight, bright backlight and visual alarm enable users to finish the work safely and efficiently even in dark and noisy environments.

UT196 solar digital multimeter is designed with 1700V DC, 1500Vrms AC overload protection and tested for safe usage in CAT III 1000V, CAT IV 600V environments.

Specifications	Range	
DC voltage (V)	1700V	±(0.2%+5)
AC voltage (V)	1500V	±(0.8%+3)
Frequency (Hz)	1MHz	±(0.08%+4)
Resistance (Ω)	60MΩ	±(0.8%+2)
Capacitance (F)	60mF	±(1.9%+5)

Features		
Display count		6000
Dual display		√
Auto range		√
NCV		√
Diode/Continuity test		√
Relative mode		√
Max/Min		√
Data hold/Peak		√
Low pass filter (LPF)		√
Audible and visual indication		√
Low battery indication	<7.5V	√
Optional flex clamp	3000A AC (UT-CS09D)	√
Analog bar graph		√
Auto power off	15minutes	√
Flashlight		√
IP rating		IP65
Drop test		2m
Safety rating		CAT III 1000V, CAT IV 600V

Characteristics	
Standard accessories	Test leads, batteries
Power	9V (6F22)
Product size	195 x 95 x 58mm
Product net weight	485g
Standard individual packing	Gift box, carrying bag, English manual
Standard quantity per carton	10pcs
Standard carton measurement	480 x 370 x 195mm



UT196





ELECTRICAL INSTALLATION AND CABLE TESTERS

Electricity is a double-edged sword. It can bring us convenience by powering our homes, or it could be a curse when it is unsafely handled. For example, the break down of electric motors, cables and household appliances by high voltage or environmental factors such as corrosion, sunlight, humidity and dust may affect insulation or earth ground protection. These events may result in economic and energy loss, human injury, or even lead to catastrophes. UNI-T helps to minimize these risks by providing accurate and safe meters for measuring insulation, earth ground resistance, RCD, and more.



UT501E NEW!

Fast Insulation Resistance Tester

UT501E can verify the quality of the electrical equipment produced, confirm the change of the insulation of the electrical equipment over time, troubleshoot and determine the cause of the fault.

It features 2.5 times fast measurement, comparison test function and alarm function, and the "safety lock function" prevent false and effectively improve the work efficiency of electrical engineers. It is a convenient and practical tool.



Specifications		
Insulation resistance		0~4GΩ
	100V	1, (0.1~20M): ±(2%+6); 2, (20.1~200M): (±(5%+6)
	125V	1, (0.1~20M): ±(2%+6); 2, (20.1~200M): (±(5%+6)
	250V	1, (0.2~40M): ±(2%+6); 2, (40.1~500M): (±(5%+6)
	500V	1, (0.5~200M): ±(2%+6); 2, (200.1~2000M): (±(5%+6)
	1000V	1, (1~1000M): ±(2%+6); 2, (1001~4000M): (±(5%+6)
Rated current	1.0mA	
short circuit current	<2.0mA	
Low resistance measurement	0.00Ω~400Ω ±(2%+8)	
AC voltage	30V~600V ±(2%+3); 50Hz/60Hz	
DC voltage	30V~600V ±(2%+3)	

Features	
Display count (max)	4200
Fast measurement	√ (2.5 times faster insulation measurement)
DAR	√
PI	√
Compare function	√
Auto discharge	√
LoZ function	√
High voltage alarm	√
Manual range (IR)	√
Auto range (voltage)	√
Data storage	99 set
Overrange display	OL
Security lock	√
Remote testing	√
analog strip	√
IP rating	IP54
CAT rating	CAT III 600V
Other features	Backlight, Auto power off, Low battery indication

Characteristics	
Power supply	11.1V/2600mAh lithium battery
Product color	Black + Red
Product dimension	161 x 116 x 68mm

***Product is preliminary and subject to change pending final release information.**

CE

NEW! UT620C+
Micro-ohmmeter

The UT620C+ micro-ohmmeter can measure a wide range of resistance values with high precision. It is a highly accurate portable resistance meter capable of measuring resistance levels from micro-ohm to mega-ohm. It is ideal for testing and maintenance of large equipment, such as measuring winding and welding resistance of large motors and stators for hybrid and electric vehicles.Widely used in telecommunications, power distribution systems, new energy vehicles, petrochemicals, industrial plant grounding systems, etc.



Rated voltage		
Resistance range	100.0kΩ~300.0kΩ/3uA	100Ω
	10.00kΩ~99.99kΩ/1uA	10Ω
	1.000kΩ~9.999kΩ/10uA	1Ω
	100.0Ω~999.9Ω/100uA	0.1Ω
	10.00Ω~99.99Ω/1mA	0.01Ω
	1.000Ω~9.999Ω/10mA	0.001Ω
	100.0mΩ~999.9mΩ/100mA	0.1mΩ
	0.001mΩ~100.00mΩ/1A	0.01mΩ/0.001mΩ

Features	
Functions	Measuring the resistance of all kinds of wires, switches, connectors, contactors, fuses, coils, transformer windings, metal riveting, and so on.
Measurement methods	Four-wire method
Test current	≥1A
Open circuit voltage	≤4.2V
Input protection	≤36V AC/DC
Power consumption	measurement power: ≤8W
Measuring speed	about 2times/seconds
Automatic power off	15 minutes if no operation
Pressure resistance	AC 3700V/rms
Storage	499 set
Display type	segment LCD
USB ingerface	Type C
Backlight	√
Low battery indication	√
IP rating	IP54

Characteristics	
Power supply	DC 3.7V 2600mAh lithium battery
Product color	Black + Red
Product weight	480g (battery included)
Product dimension	161 x 117 x 68mm

***Product is preliminary and subject to change pending final release information.**

UT25CL NEW!

Cable Locator

The cable locator contains a transmitter and a receiver. It is equipped with advanced sensors that enable you to effortlessly trace the route of these vital elements. From locating hidden wires within walls to tracing conductors in soil, it provides unmatched accuracy and efficiency. Save time, prevent accidental damage, and ensure efficient installations or repairs.

Whether you're working on residential or commercial projects, It is the ultimate solution for electricians, contractors, and DIY enthusiasts.

Features	
Energized wire detection	Fuses and relevant circuit detection
Sensitivity adjustable	Multiple transmitters compatible (up to 8pcs)
Audible & Visual indications	Metallic heating pipe detection

Specifications	Range
Function	1. Locate the hidden electrical conductor within the wall. 2. Identify any interruptions or short-circuits occurring in the conductors. 3. Trace the path of the conductor within the soil. 4. Detect the presence of fuses and their corresponding electrical circuits. 5. Identify any open-circuits or short-circuits in the in-floor heating system. 6. Trace the route of metallic water pipes and heating piping.
Transmitter	
Output signal	33KHZ
Voltage range	AC/DC 8~480V / 50/60Hz/ 2.5% ±3deg
Screen	Segment code LCD (TN; Translucent)
Receiver	
Receive frequency	33KHz
Tracing depth	Around 0~2m (single-pole application; single-circuit: 2.5m)
	Around 0~0.5m (double-pole application)
NCV	80V ~ 1000V, 50Hz/60Hz
Voltage detection depth	Around 0~0.4 meters
Multi-Transmitors compatible	Up to 8pcs
Screen	Segment code LCD (TN; Translucent)
Ohters	
Working environment	0~40°C, max 80% rel. humidity (not condensing)
Storage encironment	-20~60°C, max 80% rel. humidity (not condens.)
Height above MSL	Max.2000m
Over voltage category	CAT III 600V
Pollution rating	2
IP rating	IP54



UT25CL-T



UT25CL-R

Characteristics	
Power supply	Transmitter: 6 x 1.5V AA; Receiver: 6 x 1.5V, AAA
Product color	Red + Grey
Product dimension	Transmitter: 190 x 90 x 38mm; Receiver: 250 x 66 x 38mm
Accessories	UT25CL-T transmitter 1pcs; UT25CL-R receiver 1pcs; Dual in-line test leads (red + black) 1 pair; Alligator clips (red + black) 1 set; Lantern-tip test probe (red + black) 1pcs; AC polarized plug wire 1pcs; User manual 1pcs; 1.5V AA alkaline battery 6pcs; 1.5V AAA alkaline battery 6pcs;

***Product is preliminary and subject to change pending final release information.**

UT512D/UT512E

2.5kV Insulation Resistance Testers

UT512D/UT512E is digital high-voltage insulation resistance tester, designed with multiple ranges including 250V, 500V, 1000V, 2500V. It is an ideal measurement meter for electric power, telecommunication, meteorology, machine room, oil field, electromechanical installation and maintenance, and power supply department of Industry and mining enterprise.



UT512D



UT512E

Comparison function

Anti-Misplug (UT512E only)

Auto discharge

PC software analysis

Lithium battery (UT512E only)



Features	
PI test	automatic display
DAR test	automatic display
Timing measurement	√
Resistance comparison	√
Monitoring function	Monitor the voltage of measured object and the discharge state after testing. If voltage is higher than 36V, it is forbidden to test for protecting the tester and the operator
Timer testing	Record testing time automatically. Timing range: 0s~99m and 59s
Storage function	999 sets
Data transmission	Upload testing data to computer via USB cable.
Low battery indication	√
Auto power off	N/A
Dimensions	238 x 166 x 90.5mm
CAT rating	CAT IV 600V

Rated voltage	UT512D	UT512E	Accuracy
250V	<0.25MΩ	<0.25MΩ	reference only
	0.25MΩ~4.99GΩ	0.25MΩ~4.99GΩ	±(5%+5)
	5.00GΩ~24.9GΩ	5.00GΩ~49.9GΩ	±(20%+10)
	25.0GΩ~100GΩ	50.0GΩ~250GΩ	reference only
500V	<0.50MΩ	<0.50MΩ	reference only
	0.50MΩ~9.99GΩ	0.50MΩ~9.99GΩ	±(5%+5)
	10.0GΩ~49.9GΩ	10.0GΩ~99.9GΩ	±(20%+10)
	50.0GΩ~200GΩ	100GΩ~500GΩ	reference only
1000V	<1.00MΩ	<1.00MΩ	reference only
	1.00MΩ~19.9GΩ	1.00MΩ~19.9GΩ	±(5%+5)
	20.0GΩ~99.9GΩ	20.0GΩ~199GΩ	±(20%+10)
	100GΩ~400GΩ	200GΩ~1.00TΩ	reference only
2500V	<2.50MΩ	<2.50MΩ	reference only
	2.50MΩ~49.9GΩ	2.50MΩ~49.9GΩ	±(5%+5)
	50.0GΩ~249GΩ	50.0GΩ~499GΩ	±(20%+10)
	250GΩ~1.00TΩ	500GΩ~2.50TΩ	reference only
Capacitance test	NA	0.01uF~2.0uF	±(15%+3)
Low resistor test	NA	0.1Ω~600Ω	±(2%+10)
Output voltage (Rating)	stepping voltage range		Step by 10% of each range each time, and adjust the voltage range to 50%~120% of each range; Display accuracy: ±(10% read+10V) Output accuracy: ±(0%~20%)
250V	350V, 275V, 300V		
500V	300V, 350V, 400V, 450V, 500V, 550V, 600V		
1000V	500V, 600V, 700V, 800V, 900V, 1000V, 1100V, 1200V		
2500V	1250V, 1500V, 1750V, 2000V, 2250V, 2500V		
DC voltage	30~1000VDC		±(3%+5)
AC voltage	30~750VAC 50Hz/60Hz		±(3%+5)
Current	0.01nA~3.5mA	0.01nA~5mA	
Short-circuit current	about 3.5mA	about 5mA	

General Characteristics		
Power supply	8 x LR14 Alkaline battery	UT512D
	14.8V,5200mAh lithium battery	UT512E
Product color	Black+Red	
Product weight	About 1800g (including battery)	
Accessories	User manual 1 pc; Test lead (red, black, green: 1 for each) 3 pcs; USB cable 1 pc; Lithium battery charger (Output: 16.8Vdc, 2A) 1 pc (UT512E only); Lithium battery pack (14.8V, 5200mAh) 1 pc (UT512E only); Adapting charging stand (optional, model: UT-W12, for UT512E only); 8 PCS LR14 alkaline batteries (UT512D); Carrying strap 1pc	
Standard package	case + carton	
Package quantity	1pcs	
Package size	238 x 166 x 90.5mm (L x W x D)	

UT513B/UT513C

5kV Insulation Resistance Testers

UT513B/UT513C are digital high-voltage insulation resistance testers with high-voltage output ranges of 250V, 500V, 1000V, 2500V, and 5000V. They are commonly used and essential instruments for power, telecommunications, meteorology, computer rooms, oil fields, electromechanical installation and maintenance, and power supply departments of industrial and mining enterprises.



UT513B



UT513C

Output voltage (up to 5KV)

Bluetooth APP (UT513C)

Comparison function

Lithium battery (5200mAh)

Anti-Misplug



Main features	
PI test	√
DAR test	√
Timing measurement	√
Resistance comparison	√
Voltage step	√
Monitoring function	Monitor the voltage of measured object and the discharge state after testing. If voltage is higher than 36V, it is forbidden to test for protecting the tester and the operator
Timer testing	Record testing time automatically. Timing range: 0s~99m and 59s
Data storage	999 set
USB interface (data transmission)	√
Bluetooth APP	√(UT513C)
Low battery indication	√
Auto power off	Around 15 minutes
Overvoltage category	CAT IV 600V

Rated voltage	UT513B	UT513C
250V	<0.25MΩ: reference only	<0.25MΩ: reference only
	0.25MΩ~2.49GΩ: ±(5%+5)	0.25MΩ~4.99GΩ: ±(5%+5)
	2.50GΩ~24.9GΩ: ±(10%+10)	5.00GΩ~49.9GΩ: ±(10%+10)
	25.0GΩ~100GΩ: reference only	50.0GΩ~250GΩ: reference only
500V	<0.50MΩ: reference only	<0.50MΩ: reference only
	0.50MΩ~4.99GΩ: ±(5%+5)	0.50MΩ~4.99GΩ: ±(5%+5)
	5.00GΩ~49.9GΩ: ±(10%+10)	5.00GΩ~99.9GΩ: ±(10%+10)
	50.0GΩ~200GΩ: reference only	100GΩ~500GΩ: reference only
1000V	<1.00MΩ: reference only	<1.00MΩ: reference only
	1.00MΩ~9.99GΩ: ±(5%+5)	1.00MΩ~9.99GΩ: ±(5%+5)
	10.0GΩ~99.9GΩ: ±(10%+10)	10.0GΩ~199GΩ: ±(10%+10)
	100GΩ~400GΩ: reference only	200GΩ~1.00TΩ: reference only
2500V	<2.50MΩ: reference only	<2.50MΩ: reference only
	2.50MΩ~24.9GΩ: ±(5%+5)	2.50MΩ~24.9GΩ: ±(5%+5)
	25.0GΩ~249GΩ: ±(15%+10)	25.0GΩ~499GΩ: ±(15%+10)
	250GΩ~1.00TΩ: reference only	500GΩ~2.50TΩ: reference only
5000V	<5.00MΩ: reference only	<5.00MΩ: reference only
	5.00MΩ~49.9GΩ: ±(5%+5)	5.00MΩ~49.9GΩ: ±(5%+5)
	50.0GΩ~499GΩ: ±(15%+20)	50.0GΩ~999GΩ: ±(15%+20)
	500GΩ~2.00TΩ: reference only	1.00TΩ~5.00TΩ: reference only
Capacitance test	NA	0.01uF~15.0uF
Output voltage	stepping voltage range	Step by 10% of each range each time, and adjust the voltage range to 50%~120% of each range UT513B + UT513C: Display accuracy: ±(10% read+10V) Output accuracy: +(0%~20%)
250V	250V, 275V, 300V	
500V	250V, 300V, 350V, 400V, 450V, 500V, 550V, 600V	
1000V	500V, 600V, 700V, 800V, 900V, 1000V, 1100V, 1200V	
2500V	1250V, 1500V, 1750V, 2000V, 2250V, 2500V, 2750V, 3000V	
5000V	2500V, 3000V, 3500V, 4000V, 4500V, 5000V	
DC voltage	30~1000VDC: ±(3%+5)	
AC voltage	30~750VAC(50Hz/60Hz): ±(3%+5)	
Current	0.01nA~3.5mA	0.01nA~5.0mA
Short-circuit current	about 3.5mA	about 5.0mA

General Characteristics	
Power supply	14.8V, 5200mAh lithium battery
Product color	Black+Red
Product weight	About 1800g (including battery)
Product dimension	238 x 166 x 90.5mm (L x W x D)
Package quantity	1pcs
Package size	415 x 155 x 370mm (L x W x D)
Accessories	User manual 1pcs; Test lead (red, black, green, 1 for each) 3pcs; USB cable 1pcs; Lithium battery charger 1pcs; Lithium battery pack 1pcs; Adapting charging stand(optional); Carrying strap 1pcs;

UT568A
Acoustic Imager



UT568A Acoustic Imager supports the ultrasonic frequency band. Through the combination of the sound source and video image, the constantly changing sound source distribution data is dynamically presented on the display screen, which is convenient for quickly identifying partial discharge phenomena and improving work efficiency.

Large LCD screen | Wide FOV range (62°) | Real-time image | Simple operation | PRPD spectrum supported | Adjustable frequency

Specifications	
Sensors	
Microphone	128-channel MEMS digital microphone
Frequency band	2kHz~48kHz
Field of view (Acoustic)	62°
Frame rate (Acoustic)	>25FPS
Sound pressure sensitivity	30dB~120dB
Display	
Resolution	1024 x 600
LCD size	7 inch
Touch screen	Capacitive touch screen
Backlight	Adjustable (under-sunlight readable)
Digital Camera	
Field of view (image)	62°
Focus	3.04mm (Fixed)
Camera resolution	8 mega pixels
Power	
Battery capacity	6600mAh@7.2V
Battery life	Around 4 hours
Charging interface	USB Type-C; USB PD protocol
Battery charging power	Charging power of protecting the battery: around 29W The single battery charging power: around 16W
Storage	
Extenal storage	TF card supported (up to 64GB)
Internal storage	Around 8G
Image & video format	.JPG & .MP4
Working environment	
Working conditions	(-10°C~+50°C), (10%~95%; No-condensing)
Storage temperature	(-20°C~40°C)
Charging temperature	10°C~45°C
Communication Interface	
Digital export	Type-C (USB 3.0)
Audio interface	3.5mm jack
Dimension and weight	
Dimensionn	272 x 174 x 42mm (L x W x H)
Weight	Around 1.7kg (Hand strap, shoulder strap not included)









UT500 SERIES

Insulation Resistance Testers





UT502A

Test Voltage	Insulation resistance (Ω)	UT501A	UT501B	UT502A
100V	0MΩ~100MΩ	±(3%+5)		
250V	0MΩ~99.9MΩ 100MΩ~5GΩ	±(3%+5) ±(5%+5)	±(3%+5) ±(5%+5)	
500V	0MΩ~99.9MΩ 100MΩ~5GΩ	±(3%+5) ±(5%+5)	±(3%+5) ±(5%+5)	±(3%+5) ±(5%+5)
1000V	0MΩ~99.9MΩ 100MΩ~5GΩ	±(3%+5) ±(5%+5)	±(3%+5) ±(5%+5)	±(3%+5) ±(5%+5)
2500V	0MΩ~99.9MΩ 100MΩ~9.9GΩ 10GΩ~20GΩ			±(3%+5) ±(5%+5) ±(10%+5)
Test voltage accuracy	100V/250V/500V/1000V	0%~10%	0%~10%	0%~10%
Short-circuit current		<2mA	<2mA	<2mA
AC voltage (V)	30V~600V 30V~750V	±(2%+3)	±(2%+3)	±(2%+3)
Display count		2000	2000	2000
DAR	60s/15s and 60s/30s		√	√
PI			√	√
Meets IEC 61557	61557-1:2007; 61557-2:2007; 61557-4:2007 (UT502A only)			
Overvoltage category	CAT III 600V			

Features	
Auto range	High voltage indication
Low battery indication	Over load indication
LCD backlight	Auto discharge
Light alarm	Test voltage secondary display
Buzzer alarm	10MΩ internal resistance test

Characteristics	
Standard accessories	Batteries, test leads, alligator clips, elastic strap, test probes (UT502A), English manual
Power	1.5V battery (LR6) x 6
Display	70.6 x 34mm
Product size	150 x 100 x 71mm
Product net weight	500g
Standard individual packing	Gift box, carrying bag
Standard quantity per carton	20pcs
Standard carton measurement	500 x 380 x 330mm
Standard carton gross weight	UT501A: 17.7kg; UT501B: 20.9kg; UT502A: 18.9kg

UT505 SERIES

Handheld Insulation Resistance Testers

UT505 series handheld true RMS insulation resistance testers combine features of a digital multimeter and insulation resistance tester. Aside from the typical multimeter functions, these meters can also measure insulation resistance, PI and DAR to determine the insulation status. UT505 can be used in insulation resistance testing of precision tools, motors, cables, transformers, switches, electrical appliances, and insulated materials.

Specifications	Insulation resistance (Ω)	UT505A	UT505B
50V	0.01MΩ~50MΩ	±(3%+5)	±(3%+3)
	50MΩ~1GΩ		±(3%+3)
	1GΩ~10GΩ		±(3%+3)
100V	0.01MΩ~100MΩ	±(3%+5)	±(3%+3)
	100MΩ~1GΩ		±(3%+3)
	1GΩ~20GΩ		±(3%+3)
250V	0.01MΩ~200MΩ	±(1.5%+5)	±(3%+3)
	200MΩ~1GΩ		±(3%+3)
	1GΩ~50GΩ		±(3%+3)
500V	0.01MΩ~500MΩ	±(1.5%+5)	±(3%+3)
	500MΩ~1GΩ		±(3%+3)
	1GΩ~100GΩ		±(3%+3)
1000V	0.1MΩ~2000MΩ	±(1.5%+5)	±(3%+3)
	2GΩ~9.9GΩ	±(10%+3)	±(3%+3)
	10GΩ~20GΩ	±(20%+10)	±(3%+3)
	20GΩ~200GΩ		±(3%+3)
Test voltage accuracy	50V/100V/250V/500V/1000V	0%~10%	0%~20%
Load current	1mA	0%~10%	0%~10%
Short circuit current		<2mA	<2mA
Leakage current (A)	10~2000μA		±(10%+3)
Low resistance (Ω)	0.01Ω~20kΩ (about 5V/>200mA)	±(1.5%+3)	
	0.01Ω~100Ω (about 5V/>200mA/20mA optional)		±(1.5%+3)
General resistance (Ω)	0.01kΩ~10MΩ		±(3%+3)
DC voltage (V)	0V~600V	±(2%+3)	±(2%+3)
AC voltage (V)	0V~600V	±(2%+3)	±(1.5%+5)
Frequency (Hz)	45~1kHz		±(0.1%+3)
Capacitance (F)	100pF~500μF		±(5%+5)
Display count	6000		
Compliance standard	IEC 61557; 61557-1:2007; 61557-2:2007; 61557-4:2007		
Overvoltage category	CAT IV 600V		



UT505A

Features	
True RMS/analog bar graph	Continuity buzzer
DAR/PI timing measurement	99-group data storage
Comparison measurement	Step voltage
Auto fuse check (UT505B)	Auto range/auto power off
High voltage output alarm	LCD backlight/data hold
Auto discharge	Low battery indication

Characteristics	
Standard accessories	Batteries, test leads, test probes, alligator clips, English manual
Optional accessory	Remote test lead
Power	1.5V battery (LR6) x 6
Display	78 x 59mm
Product size	103 x 225 x 59mm
Product net weight	630g
Standard individual packing	Carrying bag, gift box
Standard quantity per carton	5pcs
Standard carton measurement	325 x 320 x 205mm
Standard carton gross weight	UT505A: 5.5kg; UT505B: 6.3kg

UT510 SERIES

Insulation Resistance Testers

Features
Auto range/auto power off
Low battery indication
Comparison measurement
Polarization index (PI)
Dielectric absorption ratio (DAR)
LCD backlight
Over-range warning
High voltage indication
Data storage: 18
Analog bar graph: 30



UT513A

Test Voltage	Insulation resistance (Ω)	UT511	UT512	UT513A
100V	0.1MΩ~500MΩ	±(3%+5)		
250V	0.5MΩ~2GΩ	±(3%+5)		
500V	1MΩ~4GΩ	±(5%+5)		
	0.5MΩ~5GΩ	±(5%+5)	±(5%+5)	
	0.5MΩ~20GΩ			±(5%+5)
1000V	2MΩ~10GΩ	±(5%+5)	±(5%+5)	
	1MΩ~40GΩ			±(10%+5)
1500V	5MΩ~20GΩ		±(5%+5)	
2500V	2.5MΩ~100GΩ			±(10%+5)
	10MΩ~100GΩ		±(10%+5)	
5000V	5MΩ~1000GΩ			±(20%+5)
DC voltage (V)	1000V	±(2%+3)		
	600V		±(2%+5)	±(2%+3)
AC voltage (V)	750V	±(2%+3)		
	600V		±(2%+5)	±(2%+3)
Test voltage accuracy		0%~10%	0%~20%	0%~20%
Short-circuit current		<2mA	<1.8mA	>3mA
Low resistance (Ω)	0.1Ω~999.9Ω	±(1%+3)		
Test voltage secondary display				√
USB interface			√	√
Timing measurement	Around 30 minutes	√		
	Around 15 minutes		√	√
IEC 61557	UT513A: 61557-1:2007; 61557-2:2007			
Overvoltage category	CAT III 600V; CAT II 1000V (UT511 only)			
Power	1.5V battery (LR14) x 8			

Characteristics	
Standard accessories	2pcs of one plug test leads to one alligator clip (black and green), 1pcs of two plugs test lead to one alligator clip (red), batteries, USB cable (UT512/UT513A), power adaptor (UT512/UT513A), English manual
Optional accessories	Power adaptor (UT511)
Display	123 x 58mm
Product size	202 x 155 x 94mm
Product net weight	500g
Standard individual packing	Gift box, tool box
Standard quantity per carton	4pcs
Standard carton measurement	505 x 345 x 345mm
Standard carton gross weight	UT511: 13.4kg; UT512: 15.9kg; UT513A: 18.9kg

UT516B

12kV Insulation Resistance Tester

The UT516B is a digital 12kV insulation resistance tester with 6 test voltages: 500V, 1000V, 2500V, 5000V, 10000V and 12000V. Fine adjustment of voltages with 10% step at each range (except 12000V) is available. Test data can be saved in the tester memory and transferred to a PC via the dedicated USB cable. UT516B is easy to operate and widely used in measurement and maintenance of power equipment, power supply circuits, motors, cables, and other insulation materials.



UT516B

- AC/DC voltage
- USB data transfer
- Low battery indication
- Data storage
- LCD backlight
- Polarization Index
- Over-range alarm
- Max display
- Comparative measurement
- Measurement time selection

	Test Voltage	Range	Accuracy
Insulation Resistance Measurement	500V	0.50MΩ~4.99G 5.00G~49.9GΩ 50.0GΩ~500GΩ	±(5%+5) ±(10%+10) for reference only
	1000V	1.00MΩ~9.99GΩ 10.0G~99.9GΩ 100GΩ~1000GΩ	±(5%+5) ±(15%+10) for reference only
	2500V	2.50MΩ~24.9GΩ 25.0G~249GΩ 250GΩ~2.5TΩ	±(5%+5) ±(15%+10) for reference only
	5000V	5.00MΩ~49.9GΩ 50G~499GΩ 500GΩ~5.0TΩ	±(5%+5) ±(15%+20) for reference only
	10000V	10.0MΩ~99.9GΩ 100G~999GΩ 1000GΩ~10TΩ	±(10%+10) ±(20%+20) for reference only
	12000V	12.0MΩ~99.9GΩ 100G~999GΩ 1000GΩ~10TΩ	±(10%+10) ±(20%+20) for reference only
Output voltage		500V, 1000V, 2500V, 5000V 10000V, 12000V	0~+10% -5~+10%
Load current	500V, 1000V, 2500V, 5000V 10000V, 12000V	1mA 0.15~1.2mA	0%~+20% 0%~+20%
DC voltage measurement	30V~1000V		±(3%+5)
AC voltage measurement	30V~750V (50~60Hz)		±(3%+5)
PC software for data analysis	√		
Backlight Function	√		
Data storage	999 sets of data		
Dielectric Absorption Ratio (DAR)	0.00~999		
Polarization Index (PI)	0.00~999		

Characteristics	
Standard accessories	User manual, test leads (red/black/green 1 each), USB cable, power adaptor, 1.5V alkaline batteries
Power	1.5V alkaline batteries (LR14) X 10, power adapter
Display	71 x 34mm
Product size	410 x 342 x 204mm
Product net weight	6.6kg
Standard individual packing	Gift box, tool box
Standard quantity per carton	1pc
Standard carton measurement	510 x 320 x 420mm
Standard carton gross weight	10.2kg

UT520 SERIES

Digital Earth Testers

UT520 series can perform precise 3-wire and simple 2-wire earth resistance measurement for power and electrical systems, lightning protection equipment, and ground system of all electrical equipment. This series is UNI-T's introductory earth resistance tester with high economic value. Its lightweight design is convenient for field work.





UT522

Specifications	Range	UT521	UT522
Earth resistance (Ω)	0~20Ω	±(2%+10)	
	0~200Ω	±(2%+3)	
	0~2000Ω	±(2%+3)	
	0~40Ω		±(2%+20)
	0~400Ω		±(2%+3)
	0~4000Ω		±(2%+3)
AC earth voltage (V)	0~200V	±(1%+4)	
	0~400V		±(1%+6)
	Frequency: 50Hz/60Hz	√	√
Display count		2000	4000
Data storage		20	20
Overvoltage category	CAT III 600V		

Features	
Manual range	Double insulation protection
Low battery indication	Poor contact display: "...Ω"
Data hold	Over-range display: Display "OL"
LCD backlight/auto power off	Simple 2-wire testing
Full icon display	Precise 3-wire testing

Characteristics	
Standard accessories	Batteries, simple test leads with alligator clips, standard test leads with alligator clips, earth spike, elastic strap, English manual
Power	1.5V battery (LR6) x 6
Display	70.6 x 34mm
Product size	160 x 100 x 70.5mm
Product net weight	560g
Standard individual packing	Gift box, carrying bag
Standard quantity per carton	8pcs
Standard carton measurement	530 x 300 x 350mm
Standard carton gross weight	19kg

UT526

Multifunction Electrical Meter



UT526

UT526 is a multifunctional electrical installation tester. It can be used to test insulation resistance, RCD status, low resistance continuity, and voltage measurements. UT526 can also be used to test power distribution system, lightning protection system and wiring systems to ensure safe operations.

Specifications	Range	UT526
Test voltages	Insulation resistance (Ω)	
250V	0.05MΩ~200MΩ	±(5%+5)
500V	0.05MΩ~300MΩ	±(5%+5)
1000V	0.05MΩ~500MΩ	±(5%+5)
Load current	1mA	±10%
Short circuit current	<2mA	√
RCD		
Operating voltage (Freq.)	220V (45Hz~65Hz)	±10%
Test current	10mA/30mA/100mA/300mA	0~20%
Trip time	0ms~2000ms (10mA)	±(5%+2)
	0ms~500ms (30mA)	±(5%+2)
	0ms~300ms (100mA, 300mA)	±(5%+2)
Low resistance continuity	Range: 0Ω~2000Ω	±(2%+5)
	Test voltage: around 5V	√
	Test current: >200mA (R<2Ω)	√
AC/DC Voltage measurement	0~440V	±(5%+2)
Frequency measurement	20~100Hz (for reference only)	√
Display count		10000
Manual range		√
Phase switch (RCD)	0°and 180°	√
Low battery indication		√
Auto AC voltage identification		√
Auto DC voltage identification		√
Red warning lights		√
Overvoltage category	CAT III 600V	

Characteristics	
Standard accessories	Batteries, carrying bag, elastic strap, test leads, alligator clips, test line, English manual
Power	1.5V battery (LR6) x 6
Display	71 x 34mm
Product size	160 x 100 x 71mm
Product net weight	380g
Standard individual packing	Gift box
Standard quantity per carton	10pcs
Standard carton measurement	445 x 440 x 180mm
Standard carton gross weight	12.8kg

UT572

Advanced Earth Resistance Tester

UT572 is for measuring earth resistance and soil resistivity. It can automatically check interface connection and detect interference voltage/frequency. UT572 can perform 2/3/4-wire measurements for different on-site applications, such as power equipment wiring and lightning protection equipment.





UT572

Specifications	Range	Accuracy
Earth resistance (Re)	4Ω	±(3%+15)
	40Ω/400Ω/4kΩ/40kΩ	±(3%+5)
Soil resistivity (ρ)	4Ω	±(3%+15)
	40Ω/400Ω/4kΩ/40kΩ	±(3%+5)
Disturbance voltage (Ust)	50V (DC voltage/40Hz~500Hz)	±(3%+3)
Disturbance frequency (Fst)	40Hz~500Hz	±(1%+2)
Data storage	20	
Overvoltage category	CAT III 600V	

Features	
2/3/4-wire test	Data hold
Earth resistance test frequency: 94/128Hz	LCD backlight
Soil resistivity test distances: 1~40m	Auto power off
Earth resistance RH and RS test	Low battery indication: ≤9.5V
Compensating resistance RK test	

Characteristics	
Standard accessories	Batteries, simple test leads with alligator clips (double plugs x 1, single plug x 1), earth spike x 4, standard test leads with alligator clips (40m red x 1, 20m red x 1, 20m black x 1, 10m yellow x 1, 5m green x 1), elastic strap
Optional accessories	1.5V battery (LR6) x 8
Display	125 x 37mm
Product size	210 x 175 x 90 mm
Product net weight	1.1kg
Standard individual packing	Gift box, carrying bag, toolbox, English manual
Standard quantity per carton	2pcs
Standard carton measurement	475 x 378 x 335mm
Standard carton gross weight	14kg

UT582+

Digital RCD (ELCB) Tester

UT582+ is mainly used to detect whether the RCD in the circuit can be triggered normally. It is only suitable for single-phase circuits with the supply voltage range of 195V~253V. Its voltage measurement range is 30V~600V, 45Hz~65Hz.



UT582+

Features	
Power off gear	Over-range display: OL
LCD backlight	With protect fuses
Data hold	Mis-operation buzzer
Auto ramp	Power off buzzer
Disconnect buzzer	Full icon display

Range setting	Rated operating current	Trip time	Accuracy
X 1/2	10mA/20mA/30mA/100mA/300mA/500mA	2000ms	-10%~0%
X 1	10mA/20mA/30mA/100mA/300mA	1000ms	0%~10%
	500mA	300ms	0%~10%
X 5	10mA/20mA/30mA	40ms	0%~10%
Auto ramp	10mA/20mA/30mA/100mA/300mA/500mA	300ms	-10%~10%
Trip time accuracy	±(2%+2)		
Operating voltage (Freq.)	195V~253V		
Voltage measurement			
Voltage range	30~600V		
Frequency	45Hz~65Hz		
Resolution	1V		
Accuracy	±(3%+3)		
Display count	1000		
Low battery indication	<7.2V		
APO auto power off	√		
Phase angle selection	0° and 180°		
Connections check	Simultaneously test the trip time and trip current		
Compliance standards	IEC 61010-1, IEC 61010-2-030, IEC 61010-2-033, IEC 61557-1:2007; IEC 61557-6:2007, EN61326-1, EN61326-2-2		
Lead sequence check	LCD		
Overvoltage category	CAT III 600V		

Characteristics	
Standard accessories	Test leads, elastic strap, English manual
Power	1.5V battery (LR6) x 6
Display	71 x 34mm
Product size	160 x 100 x 71mm
Product net weight	400g
Standard individual packing	Gift box, carrying bag
Standard quantity per carton	5pcs
Standard carton measurement	425 x 280 x 180mm
Standard carton gross weight	4.9kg

UT600 SERIES

Inductance Capacitance Meters

UT600 series digital inductance capacitance meters are used to test resistors, capacitors and inductors. They can also be used to measure transistor parameters. These meters can be used to check electronic components in labs, production lines, maintenance facilities and schools.



UT603



Specifications	Range	UT601	UT603
Resistance (Ω)	20Ω/200Ω/2kΩ/20kΩ/200kΩ/2MΩ/20MΩ/200MΩ/2000MΩ	±(0.8%+1)	
	200Ω/2kΩ/20kΩ/200kΩ/2MΩ/20MΩ		±(0.8%+1)
Capacitance (F)	200pF/2nF/20nF/200nF/2uF/20uF/200uF/2mF/20mF	±(0.5%+10)	
	2nF/20nF/200nF/2uF/20uF/200uF/600uF		±(1%+5)
Inductance (H)	2mH/20mH/200mH/2H/20H		±(2%+8)
Display count		2000	2000

Features
Manual range
Continuity buzzer
Diode/transistor
Low battery indication

Characteristics	
Standard accessories	Battery, test leads with alligator clips, holster, English manual
Power	9V battery (6F22)
Display	61 x 32 mm
Product size	172 x 83 x 38mm
Product net weight	UT601: 310g, UT603: 312g
Standard individual packing	Gift box
Standard quantity per carton	20pcs
Standard carton measurement	450 x 330 x 340mm (0.099CBM per standard carton)
Standard carton gross weight	9.6kg

UT612
LCR Meter

UT612 LCR meter is used to measure inductance, capacitance and resistance. Advanced features include series/parallel measurement modes, quality factor/ loss/phase angle measurements, equivalent/DC resistance measurements and 5 selectable frequencies in AC mode. UT612 can be used in production lines, component inspection and electronic maintenance.



UT612

Features
Auto power off
Data hold
Relative mode
USB interface
LCD backlight
Deviation ratio measurement
Comparison function
Calibration function
Output impedance: 120Ω
Auto LCR check and measurement
Low battery indication: ≤6.8V

Specifications	Range	Accuracy
Inductance (H)	20uH~2000H	±(0.5%+5)
Capacitance (F)	200pF~20mF	±(0.5%+5)
Resistance (Ω)	20Ω~200MΩ	±(0.3%+5)
Test frequency (Hz)	100Hz/120Hz/1kHz/10kHz/100kHz	
Operating voltage	0.6Vrms	
Test parameters	L/C/R/DCR/Q/D/θ/ESR	
Display count	20000	
D/Q display count	2000	
D/Q resolution	0.001	
Auto range	√	
Test frequency real-time display	√	
Measurement mode	Series/Parallel	
PC data records	60000	
Analog bar graph	26	

Characteristics	
Standard accessories	Battery, SMD test clamp, USB interface cable, multi-purpose socket, English manual
Optional accessories	USB power adaptor
Power	9V battery (6F22) or USB
Display	40 x 63mm
Product size	96 x 193 x 47mm
Product net weight	374g
Standard individual packing	Gift box
Standard quantity per carton	10pcs
Standard carton measurement	370 x 305 x 475mm
Standard carton gross weight	13.2kg

UT620A

Digital Micro Ohm Meter

UT620A is used to measure DC low resistance through 4-wire method. Its features are: Comparison function to determine if the device is in good condition, unknown wire length calculation (FT/M); two-way data transmission by USB interface. UT620A can be used in narrow space for on-site troubleshooting, such as metal coating resistance, motor and small transformer winding resistance, welding points, power distribution cabinet bus, lead connection inspections, and more.



UT620A

Features
Four-wire measurement
Wire length measurement
High/low limit alarm
USB data transmission
Backlight
Relative value
Low battery indication

Specifications	Range	Accuracy
Resolution	10uΩ	
Resistance (Ω)	120mΩ/5A	±(0.25%+25)
	600mΩ/1A	±(0.25%+25)
	6Ω/100mA	±(0.25%+25)
	60Ω/10mA	±(0.25%+25)
	600Ω/1mA	±(0.25%+25)
	6kΩ/100uA	±(0.75%+30)
	Measurement range (accuracy)	0~1mΩ
Display count	60000	
Data storage	1000	

Characteristics	
Standard accessories	Test leads with Kelvin clips, power cord, power adaptor, USB interface cable, English manual
Optional accessories	Four-wire test probes (red & black) x 1
Power	Li-ion battery 7.4V 4000mAh
Display	116 x 87.5mm
Product size	268 x 168 x 60mm
Product net weight	1.5kg
Standard individual packing	Gift box, carrying bag
Standard quantity per carton	1pcs
Standard carton measurement	370 x 90 x 290mm
Standard carton gross weight	3kg

UT681 SERIES
Cable Testers


UT681L


UT681C


UT681HDMI

Specifications	Description	UT681L	UT681C	UT681HDMI
To test for: RJ45/RJ11		√		
To test for: RJ45/RJ11/BNC	Need to use RJ45 to BNC adaptor		√	
To test for: HDMI/MINI-HDMI				√
Fast test mode	LED1~LED8, LED_G	√	√	
Slow test mode	LED1~LED8, LED_G	√	√	
Scan test mode	LED1~LED19, LED_S			√
Full display test mode	LED1~LED19, LED_S			√
To test for the case of short circuit, crossover, open circuit, etc.		√	√	√
Ethernet cable: shielded/ unshielded test		√	√	√
Manual shutdown function		√	√	√
Auto shutdown function	No operation within 10 minutes	√	√	√
Single key operation		√	√	√
Power supply: 9V battery		√	√	√
Low battery detection	Less than 7.2V	√	√	√
Working temperature: 0°C~40°C		√	√	√
Storage temperature: -10°C~50°C		√	√	√
Working humidity: 20~80%RH		√	√	√
Storage humidity: 10~90%RH		√	√	√
Altitude: ≤2000 meters		√	√	√
Safety standard	EN61326-1: 2013; EN61326-2-2: 2013	√	√	√

Characteristics	
Standard accessories	9V battery, BNC to RJ45 adaptor (UT681C), English manual
Product size	Transmitter: 102 x 62 x 28mm; receiver: 102 x 37 x 28mm
Product net weight	Transmitter: 87g; receiver: 51g
Standard individual packing	Gift box
Standard quantity per carton	40pcs
Standard carton measurement	455 x 410 x 225mm
Standard carton gross weight	UT681L: 6.4kg; UT681C: 8.7kg; UT681HDMI: 9.5kg

UT682 SERIES

Wire Tracker/Tone and Probe



UT682 Wire Tracker



UT682D Tone and Probe

UT682 wire tracker consists of a transmitter and a receiver, it is able to track ethernet/telephone/power cables without opening their insulation. UT682 can troubleshoot ethernet cables and is a recommended tool for debugging communication cables and audio/video cables.

Specifications	UT682	UT682D
LAN cable/telephone line/coaxial cable/electric wire	√	
Telephone line/twisted-pair/electric wire		√
Indication light for signal strength	√	
Live switchboard wire tracing	√	
Switchboard wire tracing distance	≥100m	
Telephone lines tracking distance	≥3000m	≥3000m
Cables tracking distance	≥320m	
Open and short circuit test	√	
Polarity indication for telelphone lines	√	√
Broken wire tracking	√	
Transmitter low battery indication	√	√
Headphone jack for receiver	√	
Line sequence measurement	9 LEDs	
Line sequence measuring speed	Fast and slow selectable	
LAN cable: shielded/unshielded indication	√	

Characteristics	
Standard accessories	9V battery x 2, RJ11 cable (UT682), RJ45 cable (UT682), RJ11 cable with alligator clips (UT682), English manual
Product size	UT682: Transmitter-125 x 48 x 28mm, receiver-195 x 48 x 30mm UT682D: Transmitter-74 x 68 x 28mm, receiver-208 x 47 x 33mm
Product net weight	UT682: Transmitter-125g, receiver-153g; UT682D: Transmitter-150g, Receiver-130g
Standard individual packing	Gift box, carrying bag (UT682)
Standard quantity per carton	20pcs
Standard carton measurement	425mm x 335mm x 290mm
Standard carton gross weight	8.4kg

UT683KIT
Wire Tracker

The device is an intelligent wire tracker which consists of the transmitter and receiver, this kit is designed with strong anti-interference ability. The receiver can quickly and accurately locate the target cable. This kit can automatically identify open, short, polarity, and quickly distinguish cable failure.





UT683KIT

Specifications	Description
Transmitter	
Port flashing	√
Wire tracking	√
Line alignment	√
Open-short test	10kΩ
Polarity test	√
Operating time	>8 hours
Receiver	
Wire tracking	RJ11>3000m; RJ45>100m
NCV function	√
Headset jack	3.5mm
Low battery indication	√
Operating time	>5 hours

Characteristics	
Standard accessories	USB cable, RJ11 alligator clip test cable, RJ45 test cable, RJ11 test cable, English manual
Power	1050mAh rechargeable lithium battery
Product size	Transmitter-130 x 51 x 28mm; Receiver-197 x 48 x 34mm
Product net weight	Transmitter: around 95g; Receiver: around 127g
Standard individual packing	Gift box, carrying bag
Standard quantity per carton	20pcs
Standard carton measurement	480 x 370 x 325mm
Standard carton gross weight	About 10kg

UT685B KIT

TDR Cable Tester

UT685B can test various types of cables (including twisted pair, coaxial cable, and POE network cable): you can find the cable, detect the cable length, and line sequence, and confirm whether it is POE and POE standards. Plus, it integrated RJ11, RJ45, and coax test ports to support virtually any low-voltage cable testing without needing awkward adapters.

Effectively reduce the operator's ineffective testing and improve work efficiency, which makes high-quality installations more efficient and easier to troubleshoot.



UT685B KIT

TDR supported (no blind area)

High resolution (about 0.3m)

Various types of cables

Cable length test (up to 500m)

Input protection

POE detection

Model	UT685B KIT
Language	**EN, FR, DE, IT, ES, SV, PL, CZ**
Tested cable type	Twisted pair cable: 1, UTP (unshielded cable); 2, FTP (aluminum foil shielded cable); 3, SSTP (double shielded network cable);
	Coaxial cable: 50Ω, 75Ω, 93Ω
Cable length test	Range: 500m
	Resolution: 0.33m
	Accuracy: ± 4% or 0.6 m
POE detection	POE power detection
	POE standard: 802.3AF
	POE standard: 802.3AT
Ethernet port test	√
Cable location	√
Port blinks	√
Input protection	70VDC
Screen	2.8" LCD
Auto power off	Around 10 minutes

Features	
TDR supported (no blind area)	High resolution (about 0.3m)
Various types of cables	Wide measurement range
Input protection	Auto power off

Characteristics	
Power	AAA alkaline batteries x 4
Product size	180 x 84 x 37.8mm

UT658 SERIES
USB Testers

UT658 series USB testers are used to inspect USB chargers and portable power sources of electronic products. It can output voltage, current, and power. Users can use this device to monitor the charging status of any USB-powered device.



Tester with electronic load (UT658LOAD)



UT658B UT658DUAL UT658LOAD

Specifications	Range	UT658B	UT658DUAL	UT658LOAD
Input & Output ports (Type A)		√	√	√
Input & Output ports (Type C)			√	
Data/charging protocol		2.0	2.0/(3.0/4.0)	2.0/3.0
Voltage range	4~24VDC, resolution: 0.01V	3V~9V; Resolution:0.01V	√	√
Current range (Type-A)	0.05~3ADC, resolution: 0.01A	0A~3.5A; Resolution: 0.01A	√	√
Current range (Type-C)	0.05~5ADC, resolution: 0.01A		√	
Capacity	0~99999mAh, resolution: 1mAh	√ (0~39999mAH)	√	√
Energy	0~1000Wh		√	√
Circuit equivalent resistance measurement	1~480Ω		√	√
USB data cable voltage (D+, D-)	0~3.3V		√	√
Data storage	10 sets	√	√	√
Electrical load (UT658LOAD only)	0.5A, 1A, 2A, 3A (Max power: 60W)			√
Maximum recording time	99h, 59min, 59sec; resolution: 1s		√	√
Fast charge protocol (Type-A)	QC 3.0 fast charge protocol		√	√
Fast charge protocol (Type-C)	QC 4.0 fast charge protocol		√	

Characteristics	
Product size	UT658DUAL: 93 x 55 x 13mm; UT658LOAD: 122 x 53 x 27mm
Product net weight	UT658B: 30g; UT658DUAL: 65.8g; UT658LOAD: 114.4g;
Standard individual packing	UT658B: Gift box; UT658DUAL/UT658LOAD: Gift box, English manual
Standard quantity per carton	60pcs
Standard carton measurement	UT658B: 205 x 170 x 170mm; UT658DUAL: 280 x 220 x 225mm; UT658LOAD: 320 x 300 x 225mm
Standard carton gross weight	UT658B: 2.3kg; UT658DUAL: 5.5kg; UT658LOAD: 9kg;

UT673A/UT675A

Battery Testers

UT673A/UT675A battery testers can be used to analyze the battery health of automobile batteries, suitable for battery capacities from 3 to 250Ah. These CE certified testers can rapidly and accurately detect common battery faults. UT675A also includes USB communication and built-in printer for report generation.

- 12V cranking lead acid battery test
- 12/24V charging or cranking system test
- Displays battery capacity, voltage, resistance and life
- Four-terminal Kelvin test
- 10 types of battery standards
- Language option (Chinese/English)
- Test without battery disassembly
- LED color indication (UT673A)
- Printing of test reports (UT675A)
- USB data transfer (UT675A)

Specifications	Range	UT673A	UT675A
12V battery test	7~16V DC	√	√
12V/24V cranking system test	7~30V DC	√	√
12V/24V charging system test	7~30V DC	√	√
Battery type	Lead acid battery, AGM battery, GEL battery, EFB battery		
Battery capacity	3~250Ah	√	√
Battery standards and range	CCA: 40~2000; BCI: 40~2000; CA: 40~2000; MCA: 40~2000; JIS: 26A17~245H52; DIN: 40~1400; IEC: 40~1400; EN: 40~2000; SAE: 40~2000; AH: 3~250AH		
USB communication			√
Printing function			√

Features
Over voltage protection
Reverse connection protection
A prompt of poor contact
Battery status display
Battery life display
Battery capacity display
Battery internal resistance display

Characteristics	
Standard accessories	UT673A: English manual; UT675A: English manual, USB cable, printing paper 3 rolls, carrying bag
Power	None, powered by external source
Display	128 x 64 black and white lattice
Product size	UT673A: 76 x 22 x 142mm; UT675A: 95 x 47 x 183mm
Product net weight	UT673A: 264g; UT675A: 413g
Standard individual packing	UT673A: Blister; UT675A: Gift box, carrying bag
Standard quantity per carton	UT673A: 30pcs; UT675A: 10pcs
Standard carton measurement	UT673A: 650 x 380 x 350mm; UT675A: 590 x 470 x 260mm
Standard carton gross weight	UT673A: 13.6kg; UT675A: 9.3kg



UT673A



UT675A

UT691 SERIES
Visual Fault Locators

UT691 visual fault locator is designed for optical fiber fault detection and locating, end to end optical fiber identification and more. It is IP54 rated, uses 650nm visible red light with 2 emitting modes. With functions of APO, battery status indicator and flashlight, it can be widely used in the fields of optical cable construction and maintenance, optical fiber communication or sensing, and optical CATV.





UT691-01

Specifications	UT691-01	UT691-10
Total output power	<1mW	<15mW
Optical fiber length range	1~3km	8~10km
Battery life	>10h	>7h
Wavelength of redight	630~670nm	
Optical fiber adapter	2.5mm universal connector	
Battery type	3.7V 1050mAh polymer lithium battery	
Battery status display	The battery status will be shown by 4 blue LED (not in flashlight)	
Green indicator	Indicates auto power off state which LED will flash white light for 3 times	
Laser mode	Continuous mode/Pulse mode	
Charge voltage and current	DC 5V, <1A	
APO	15min auto power off (can be canceled)	
Warning symbol	√	
Warning	√	
Key press test	>5000 times	
Drop test	1m	

Characteristics	
Power	1050mAh rechargeable battery
Product size	130 x 38 x 27mm
Product net weight	62g
Standard individual packing	Gift box, English manual
Standard quantity per carton	20pcs
Standard carton measurement	285 x 245 x 155mm
Standard carton gross weight	About 2.8kg

UT701

Single Function Temperature Calibrator





UT701

Features
Up to 0.05% output accuracy
6 digit display
Output functions: DC voltage, resistance, thermocouple, and thermal resistance
10 thermocouple scales
4 thermal resistance scales
High precision automatic cold junction compensation for thermocouple outputs
Manual stepping and automatic stepping and ramping
Stores and recalls setups

Type	Range	Accuracy
DC (mV)	100mV 1000mV	±(0.05%+20) ±(0.05%+3)
Resistance (Ω)	500Ω 5000Ω	±(0.05%+2) ±(0.05%+2)
Thermocouples		
J	-20~1200°C (-328~2192°F)	±0.7°C
K	-200~1370°C (-328~2498°F)	±1°C
T	-200~400°C (-328~752°F)	±0.8°C
E	-200~950°C (-328~1742°F)	±0.7°C
R	-20~1750°C (-4~3182°F)	±1.4°C
S	-20~1750°C (-4~3182°F)	±1.5°C
B	600~1800°C (1112~3272°F)	±1.4°C
N	-200~0~1300°C (-328~2372°F)	±0.9°C
Wre325	0~2000°C (32~3632°F)	±1.8°C
Wre526	0~2300°C (32~4172°F)	±1.8°C
RTDs		
Pt10	-200~850°C (-328~1562°F)	±(0.5%+6°C)
Pt100	-200~850°C (-328~1562°F)	±(0.05%+0.6°C)
Cu50	-50~150°C (-58~302°F)	±(0.05%+0.6°C)
Cu100	-50~150°C (-58~302°F)	±(0.05%+0.6°C)
Ramp functions	Source functions: voltage, resistance, temperature Ramps: slow ramp, fast ramp, 25% step-ramp	
Step functions	Source functions: voltage, resistance, temperature Steps: 25% of range, 100% of range	

Characteristics	
Standard accessories	Test leads, battery, English manual
Power	9V battery (6F22)
Display	63 x 40mm
Product size	96 x 193 x 47mm
Product net weight	410g
Standard individual packing	Gift box, cloth bag
Standard quantity per carton	5pcs
Standard carton measurement	325 x 225 x 285mm
Standard carton gross weight	4.5kg

UT705

Single Function Loop Calibrator





UT705

Type	Range	Accuracy
Measurement		
DC voltage (V)	30V	±(0.02%+2)
DC current (A)	4-20mA	±(0.02%+2)
Loop current	4-20mA	±(0.02%+2)
Source		
DC current (source)	4-20mA	±(0.02%+2)
DC current (simulate)	4-20mA	±(0.02%+2)
Loop power function	Voltage: 24V; Accuracy: 10%	
Ramp functions	Source functions: Voltage, resistance, temperature Ramps: Slow ramp, Fast ramp, 25% step-ramp	
Step functions	Source functions: Voltage, resistance, temperature Steps: 25% of range, 100% of range	

Features
Measures: DC voltage, DC current, 4-20mA loop current
Output functions: DC current, analog transmitter, 24V loop
Up to 0.02% accuracy
Provides 24V loop power to transmitter while conducting mA current measurement at the same time
Automatic ramp for DC current output
Manual stepping and automatic stepping and ramping output
Stores and recalls setups

Characteristics	
Standard accessories	Test leads, battery, English manual
Power	9V battery (6F22)
Display	63 x 40mm
Product size	96 x 193 x 47mm
Product net weight	410g
Standard individual packing	Gift box, cloth bag
Standard quantity per carton	5pcs
Standard carton measurement	325 x 225 x 285mm
Standard carton gross weight	4.5kg

UT714

Multifunction Temperature Process Calibrator

The UT714 is powerful temperature calibrator that sources and measures thermocouples, RTDs, voltage, and resistance. It can be used to test and calibrate different types of temperature instruments. This device is suitable for testing input/output temperature terminals such as sensors and transmitters.





UT714

Type	Range	Accuracy
Measurement		
DC voltage (V)	50mV/500mV/30V	±(0.02%+2)
Resistance (Ω)	500Ω/5000Ω	±(0.05%+10)
Thermocouples	R,S,K,E,J,T,N,B,L,U	
RTDs	Pt100/Pt200/Pt500/Pt1000/Cu10/Cu50/Cu100/Pt100-392/Pt100-JIS/Ni120	
Continuity test	√	
Source		
DC voltage (V)	100mV/1000mV/10V	±(0.02%+10)
Resistance (Ω)	400Ω/4000Ω	±(0.05%+10)
Thermocouples	R,S,K,E,J,T,N,B,L,U	
RTDs	Pt100-385/Pt100-392/Pt100-JIS/Pt200-385/P500-385/Pt1000-385/Cu10/Cu50/Cu100/Ni120	
Display count	20000	
Operating temperature	-10°C~55°C	

Features	
Step/ramp functions	Source and measure accuracy up to 0.02%
Rechargeable battery	Contrast adjustment
Auto power off (Time adjustable)	Stores and recalls setups
USB communication	

Characteristics	
Standard accessories	Test leads, USB cable, power adapter, temperature probe, English manual
Power	1.2V x 6 AA rechargeable battery
Product size	195 x 95 x 58mm
Product net weight	650g
Standard individual packing	Gift box, carrying bag
Standard quantity per carton	1pc
Standard carton measurement	305 x 85 x 260mm
Standard carton gross weight	1.5kg

UT715

Multifunction Loop Process Calibrator

The UT715 multifunction loop process calibrator, it measures and sources loop current and voltage. It is designed with 0.02% accuracy, adjustable backlight and auto power off. UT715 is a powerful tool for calibration, repair, and maintenance of industrial control systems.





UT715

Type	Range	Accuracy
Measurement		
DC voltage (V)	200mV/30V	±(0.02%+2)
DC current (mA)	24mA	±(0.02%+2)
Loop current (mA)	24mA	±(0.02%+2)
Frequency (Hz)	100Hz/1kHz/10kHz/100kHz	±(0.01%+1)
Continuity test	√	
Source		
DC voltage (V)	100mV/1000mV/10V	±(0.02%+10)
DC current (mA)	24mA/24mA (SIM)	±(0.02%+2)
Frequency (Hz)	200Hz/2000Hz/20kHz	±(0.01%+1)
Pulses (Hz)	100Hz/1kHz/10kHz	±1
Loop power output	24V	±10%
Display count	20000	
Operation temperature	-10°C~55°C	

Features	
Step/ramp functions	Source and measure accuracy up to 0.02%
Rechargeable battery	Contrast adjustment
Auto power off (Time adjustable)	Stores and recalls setups/USB communication
Provides 24V loop power to transmitter while conducting mA current measurement at the same time	

Characteristics	
Standard accessories	Test leads, USB cable, power adapter, English manual
Power	1.2V x 6 AA rechargeable battery
Product size	195 x 95 x 58mm
Product net weight	650g
Standard individual packing	Gift box, carrying bag
Standard quantity per carton	1pc
Standard carton measurement	305 x 85 x 260mm
Standard carton gross weight	1.5kg

UT725

Multifunction Process Calibrator

The UT725 multifunction process calibrator combines temperature process calibrator and loop process calibrator functions. Users can easily measure and source most of the process parameters: mA, volts, temperature, frequency, ohms in one tool. UT725 is useful tool in a wide range of industrial applications.



UT725

Features
Step/ramp functions
Source and measure accuracy up to 0.02%
Rechargeable battery
Contrast adjustment
Auto power off (Time adjustable)
Stores and recalls setups
USB communication
Simultaneously measure and output different process signal in real time
Pressure measure with specified pressure modules, and sourcing pressure
Provides 24V loop power to transmitter while conducting mA current measurement at the same time

Type	Range	Accuracy
Measurement		
DC voltage (V)	50mV/500mV/50V	±(0.02%+2)
DC current (mA)	20mA	±(0.02%+2)
Loop current (mA)	20mA	±(0.02%+2)
Resistance (Ω)	500Ω/5000Ω	±(0.05%+10)
Frequency (Hz)	100Hz/1kHz/10kHz/100kHz	±(0.01%+1)
Thermocouples	R,S,K,E,J,T,N,B,L,U,XK,BP	
RTDs	Pt100/Pt200/Pt500/Pt1000/Cu10/Cu50/Cu100/Pt100-392/Pt100-JIS/Ni120	
Continuity test	√	
Pulses (Hz)	1~15kHz (1~100000 periods)	
Source		
DC voltage (V)	100mV/1000mV/10V	±(0.02%+10)
DC current (A)	20mA/20mA(SIM)	±(0.02%+2)
Resistance (Ω)	400Ω/4000Ω/40kΩ	±(0.05%+10)
Frequency (Hz)	200Hz/2000Hz/20kHz/100kHz	±(0.01%+1)
Pulses (Hz)	100Hz/1kHz/10kHz	±1
Thermocouples	R,S,K,E,J,T,N,B,L,U,XK,BP	
RTDs	Pt100-385/Pt100-392/Pt100-JIS/Pt200-385/P500-385/Pt1000-385/Cu10/Cu50/Cu100/Ni120	
Display count	20000	
Operating temperature	-10°C~55°C	

Characteristics	
Standard accessories	Test leads, USB cable, power adapter, temperature probe, English manual
Power	1.2V x 6 AA rechargeable battery
Product size	195 x 95 x 58mm
Product net weight	650g
Standard individual packing	Gift box, carrying bag
Standard quantity per carton	1pc
Standard carton measurement	305 x 85 x 260mm
Standard carton gross weight	1.68kg

ELECTRICAL POWER TOOLS

UNI-T's electrical meters offer practical solutions for measuring insulation resistance, leakage current, power quality monitoring, electrical equipment control, and more. Applications include: SCADA system, energy management system, distribution box, substations, industrial automation, etc.

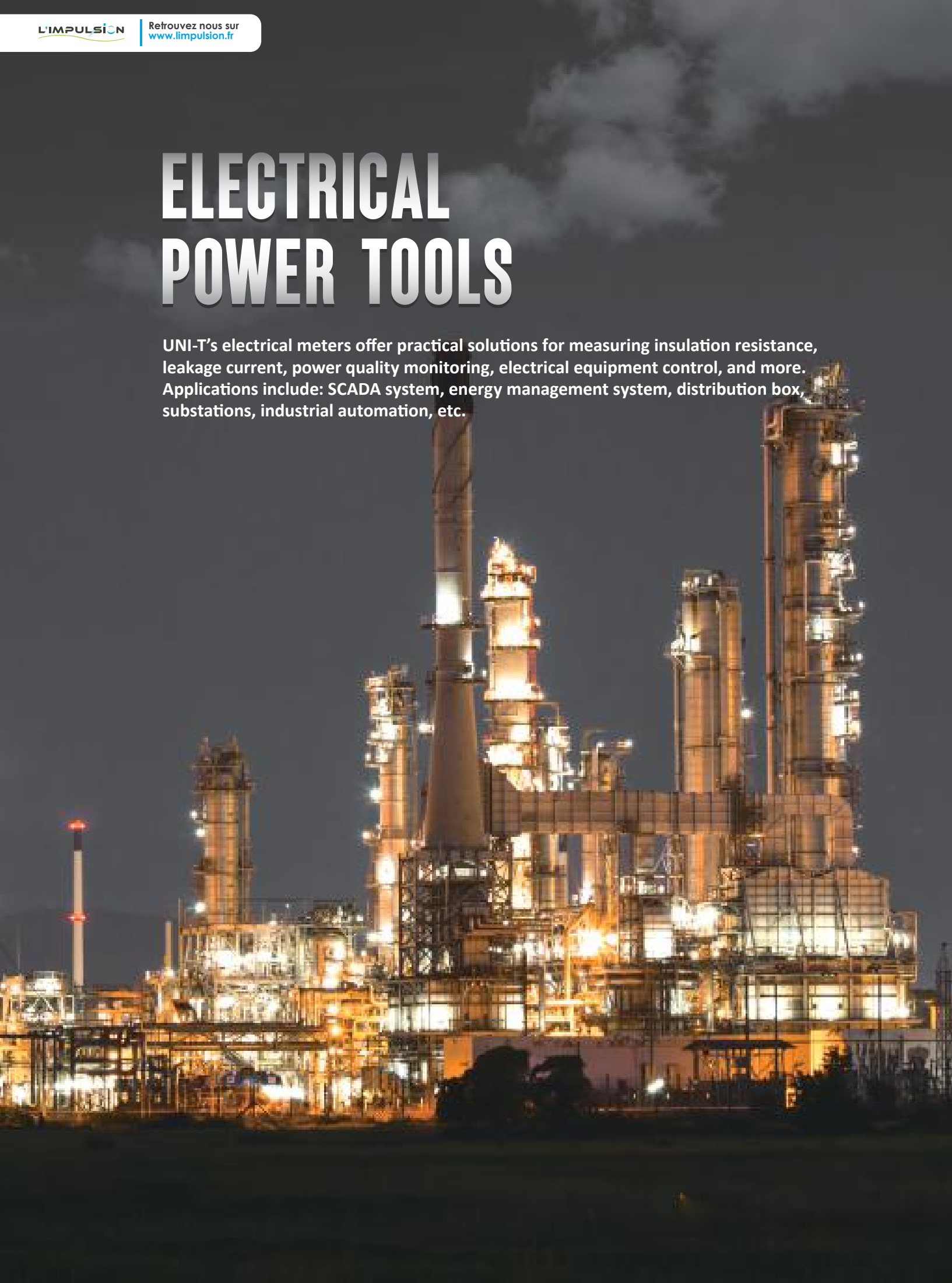

UT251C+ NEW!

AC Leakage Current Meter

UT251C+ high-accuracy high sensitivity leakage current clamp meters are designed for testing AC leakage current. These high resolution meters are great for applications such as checking leakage current for motor, home appliances and other electrical equipment up to 60A.

Specifications	Range	
Current	3.000mA	1uA
	30.00mA	0.01mA
	300.0mA	0.1mA
	3.000A	0.001A
	30.00A	0.01A
	60.0A	0.1A
Frequency	99.99Hz	0.01Hz
	999.9Hz	0.1Hz
	5.000KHz	0.001KHz
HARM measurement	1	0.1%
	2~6	0.1%
	7~8	0.1%
	9~10	0.1%
	11~15	0.1%
	16~21	0.1%



UT251C+

Features	
Display count	3000
True RMS	√
Jaw size	Measureable dia.: 40mm
Display	HTN LCD; Dual display
LPF function	√
Sample rate	2 times/s
Auto range	√
MAX/MIN	√
PEAK hold	√
Data hold	√
Data transmission	Bluetooth
Backlight	√
Flashlight	√
Low battery indication	√
Harmonic test	√
CAT rating	CAT III 600V

Characteristics	
Power supply	AAA 1.5V x 3
Product color	Black + Red
Product dimension	200 x 84 x 40mm

***Product is preliminary and subject to change pending final release information.**

UT219P

AC Digital Power Clamp Meter

UT219P is an intelligent, handheld, and stable power and harmonics clamp meter, with the functions of a digital ammeter and power meter. It can measure harmonics, 3-phase power, AC voltage, AC current, power factor, and more.

Widely used for voltage, power, harmonic measurements and power quality analysis in electrical equipment and distribution cabinets in power systems, transportation systems, communications, and industrial control systems.





UT219P

Specifications	Range	Accuracy
AC current (A)	1000A	±(1.5%+3)
AC voltage (V)	1000V	±(0.7%+3)
Power (single phase)	1000KW	±(1.7%+5)
Power (3-phase & 3-wires)	1732KW	
Power (3-phase & 4-wires)	3000KW	
Power frequency (Hz)	15Hz~1000Hz	±(0.3%+3)
Phase angle (-180°~179.9°)	15Hz~40Hz	±3°
	40Hz~70Hz	±5°
	70Hz~1000Hz	±5°
Power factor	-1~1	based on the Accuracy of the Phase angle

Features	
Jaw opening	75mm
Phase detection	√(80V~1000V)
	Positive and Negative
PEAK measurement	√
Harmonic measurement	32 times
Display mode	LCD screen
	4 kinds of results at the same time
Display count	9999
Bluetooth app	√
True RMS	√
Overload indication	√
High voltage indication	√
High voltage overload warning	√
Low battery indication	√
Data hold	√
Auto power off	Around 15 minutes
Max/Min	√
Overvoltage category	CAT III 1000V/CAT IV 600V

UT270 SERIES

Clamp Earth Ground Testers

(UT276A+/278A+ only)

UT270 series can quickly and safely measure the grounding system without disconnecting circuit ground lines or the need of auxiliary electrodes. UT278A+ can measure resistance from 0.01Ω to 1200Ω with a resolution of 0.001Ω. UT275 can also measure current up to 30A. These clamps' double insulation design makes them durable tools for outdoor work and effective in blocking interference from the environment.



UT273+

Features	
Earth resistance test	Large black screen (UT273+)
Current test	Strong anti-interferance (UT273+)
Large jaw size	Data storage (up to 500 set) (UT273+)
Alarm function	Auto power off
Resistance limit alarm	Battery state indication (UT273+)
Auto calibration	Low battery indication
Ω+A display (UT273+/UT278A+)	

Specifications	Range	UT273+	UT275	UT276A+	UT278A+
Earth ground resistance (Ω)	0.01~0.099Ω	±(1%+0.02Ω)	±(1%+0.01)	±(1%+0.01)	±(1%+0.01)
	0.1~0.99Ω	±(1%+0.05Ω)	±(1%+0.01)	±(1%+0.01)	±(1%+0.01)
	1~49.9Ω	±(1%+0.5Ω)	±(1.5%+0.1)	±(1%+0.1)	±(1%+0.1)
	50~99.5Ω	±(1.5%+1Ω)	±(2%+0.5)	±(1.5%+0.5)	±(1.5%+0.5)
	100~199Ω	±(2%+2Ω)	±(3%+1)	±(2%+1)	±(2%+1)
	200~399Ω	±(5%+5Ω)	±(10%+5)	±(5%+5)	±(5%+5)
	400~590Ω	±(10%+10Ω)	±(20%+10)	±(10%+10)	±(10%+10)
	590~600Ω	±(20%+20Ω)			
	600~800Ω				±(20%+20)
	600~1000Ω		±(25%+20)		
	800~1200Ω				±(25%+30)
Current (A)	0mA~9mA				±(2.5%+1mA)
	1.00mA~9.99mA	±(2.5%+1mA)			
	10mA~99mA				±(2.5%+5mA)
	10.0mA~99.9mA	±(2.5%+5mA)			
	100mA~299mA				±(2.5%+10mA)
	100mA~999mA	±(2.5%+10mA)			
	0mA~299mA		±(2.5%+2mA)		
	0.3A~2.99A		±(2.5%+100mA)		±(2.5%+0.1A)
	3A~9.9A				±(2.5%+0.3A)
	1.00A~9.99A	±(2.5%+0.2A)			
	10A~20A	±(2.5%+0.5A)			±(2.5%+0.5A)
	3A~30A		±(2.5%+300mA)		
Leakage current measurement		√	√		√
Screen		4 digits LCD	4 digits LCD	4 digits LCD	4 digits LCD
Jaw opening		32mm	28mm	32mm	32mm
Visual and audible alarm		√		√	√
Auto power off		√	√	√	√
Jamming signal recognition				√	√
Over-range display		√		√	√
Data storage		500	30	300	300
Display type		46 x 36mm	47 x 28.5mm	47 x 28.5mm	47 x 28.5mm
Overvoltage category	CAT III 300V				

Characteristics	
Standard accessories	UT273+: User manual, AA alkaline 4pcs, calibration loop, USB cable (data transmission), tool box; UT275/UT276A+/278A+: Batteries, test ring, English manual
Product size	UT273+: 285 x 85 x 58mm; UT275: 293 x 90 x 66mm; UT276A+/278A+: 285 x 85 x 56mm
Product net weight	UT273+: 1180g (batteries included); UT275: 1.32kg; UT276A+/278A+: 1.18kg
Standard quantity per carton	UT273+: 1pcs/carton; UT275: 5pcs; UT276A+/278A+: 1pcs
Standard carton measurement	UT275: 510 x 375 x 320mm; UT276A+/278A+: 370 x 110 x 300mm
Standard carton gross weight	UT275: 15.2kg; UT276A+/278A+: 2.6kg

UT251 SERIES

High Sensitivity Leakage Current Clamp Meters

UT251 series high-accuracy high sensitivity leakage current clamp meters are designed for testing AC leakage current. These high resolution meters are great for applications such as checking leakage current for motor, home appliances and other electrical equipment up to 600A.





UT251A

Specifications	Range	UT251A	UT251C
Current (A)	0.001mA~60A	±(1.5%+5)	±(1.5%+5)
	60A~199.9A		±(2%+5)
	200A~300A		±(3%+5)
	300A~600A		±(4%+5)
	Voltage (Freq.) 0V~600V (50Hz/60Hz)	√	√
	Resolution	1uA	1mA
Leakage current measurement		√	√
Clamp size		25mm x 30mm	35mm x 40mm
Data storage		99	99
Overvoltage category	CAT III 600V		

Features	
Display: 4 digits LCD	Overload protection: OL
Auto range	Auto power off: 5 minutes
RS-232	Low battery indication: ≤7.2V
Peak	Over-range display: OL
Data hold	Test mode: Clamp CT, integral mode

Characteristics	
Standard accessories	Battery, RS-232 interface cable, English manual
Power	9V battery (6F22)
Display	32 x 15mm
Product size	175 x 70 x 38mm
Product net weight	120g
Standard individual packing	Gift box, carrying bag, tool box
Standard quantity per carton	5pcs
Standard carton measurement	325 x 293 x 110mm
Standard carton gross weight	2.3kg

UT255 SERIES

High Voltage Clamp Ammeters

UT255 series high voltage clamp ammeters can measure up to 69kV high voltage line current and leakage current. UT255 comes with an insulation rod, allowing professional users to check status of lightning arresters. The wireless model (UT255B) is also able to wirelessly transmit data in real-time up to 30m range. Its clamp can be easily removed from wire by pressing or pulling back the insulation rod.





UT255B

Features	
Auto range	2 times/s sampling rate
Peak hold	Manual range
RS-232 interface	Data hold
Over-range display: OL	Auto power off/LCD backlight
Low battery indication	Overload protection
Automatic plug clamp	Data recall
Test mode: Clamp CT, integration	Stores 99 sets of data

Specifications	Range	UT255A	UT255B
Current (A)	0.01mA~100A	±(1%+5)	±(1%+5)
	100A~600A	±(2%+5)	±(2%+5)
	Voltage (Freq.) 0V~69kV (50Hz/60Hz)	√	√
Leakage current measurement		√	√
Display mode	4 digits LCD	√	√
Jaw opening		33mm	33mm
Wireless transmission	≤30m		√
Data storage		99	99
Overvoltage category	CAT III 600V		

Characteristics	
Standard accessories	Batteries, insulation rod, receiver (UT255B), English manual
Power	1.5V Battery (LR03) x 4
Display	47 x 28.5mm
Product size	68 x 245 x 40mm
Product net weight	335g
Standard individual packing	Gift box, tool box
Standard quantity per carton	1pc
Standard carton measurement	1040 x 240 x 140mm
Standard carton gross weight	6.8kg

UT255E

Wireless High Low Voltage Hook Ammeter

UT255E is designed with a hook detector, wireless receiver, and telescopic insulating rod. With telescopic insulating rods connected, it can test leakage current, current, frequency, load, and others for bare conductors, bus bars below 35kV, or cables with safety insulation sheaths below 110kV.

The hook detector is equipped with the built-in double-layer flexible coil, featuring lightweight, high precision, wide range, and good linearity, it can be hung onto the line for testing, especially suitable for detecting transformer load and inspecting leakage current of multi-core thick cables underground or outdoors.



20KA AC current measurement | Frequency measurement | Large diameter hook | 10h continues working | 433MHz wireless transmission | Data storage | 3.5 inch LCD | Fast sampling

Specifications	
AC current (Auto range)	0~99.9A; 10mA; ±2%±5dgt
	100A~6000A; 10mA; ±3%±5dgt
	6.00kA~20.0kA; 10mA; ±4%±5dgt
Frequency	45Hz~75Hz; 0.1Hz; ±1Hz (50/60Hz, auto)
Function	1, High/low voltage leakage current, current and frequency measurement; 2, Grounding current test of the iron core, transformer load; 3, Leakage current test of multicore cable.
Testing method	Hang the hook-type CT onto the line for testing
Transmission mode	433MHz wireless transmission
Phase detecting distance	About 150m (Straight-line distance)
On-line voltage	Bare conductor: <35kV Sheath-insulated cable: <110kV
Large diameter hook	Measurable wire & cable: Max. Φ168mm Measurable busbar: Φ168 x 245mm
Sample rate	2 times/sec
Screen	3.5 inch true color LCD; Backlight brightness adjustable
Position error	Area A: No position error; Area B: Increase by about 0.2%; Area C: Increase by about 2%;
Data storage	9999 set
Overrange indication	"OL A" is displayed
No signal indication	The symbol "----" is displayed dynamically
Power	Lithium battery (with USB charging port)
	About 10 hours working time;
Insulation rod size	Stretched length: about 5m Retracted length: about 1m
Signal Interference	No 433MHz co-channel signal interference
Structural design	Anti-drip type II

UT261 SERIES

Phase Sequence and Motor Rotation Indicators

UT261 series is used for determining 3-phase power phase sequence, missing phase indication, and motor phase rotation (UT261B). UT261A and UT261B can measure AC voltage of 40~700V and 90~600V respectively. These devices can operate in frequency range of 15~400Hz. UT261 are durable devices which can withstand impact from 2 meter's height. Test leads with protective tubing are included in optional accessories.

Specifications	UT261A	UT261B
AC voltage (V)	40V~690V	90V~600V
Frequency (Hz)	15Hz~400Hz	15Hz~400Hz
Working current (A)	<1mA	<3mA
Phase sequence indication	LCD	LED
Missing phase indication	LCD	LED
Motor rotation indication		LED
Overvoltage category	CAT III 600V	

Characteristics	
Standard accessories	Battery (UT261B), test lead with alligator clip x 3, English manual
Power	UT261A: No battery required; UT261B: 9V battery (6F22)
Product size	123 x 71 x 29mm
Product net weight	UT261A: 160g; UT261B: 180g
Standard individual packing	Gift box, carrying bag
Standard quantity per carton	20pcs
Standard carton measurement	450 x 325 x 340mm
Standard carton gross weight	UT261A: 9.8kg; UT261B: 10.3kg



UT261A





UT261B

UT262E

Non-Contact Phase Detector

UT262E is a clamp-type non-contact phase detector. it can avoid electric sparks due to contact with bare wires, reducing the risk of electrical shock to electricians and other professional personnel. UT262E can also be used for live wire detection, simple electrical inspection, phase identification, missing-phase judgment, wire breaker searching, and positive or negative states through audio and visual indication. It is a perfect tool for phase sequence detection, motor mounting, and wires maintenance.
It improves the safety of field testing, ensures the safety of operators, increases productivity.





UT262E

Models	UT262E
Function/Application	Phase detection, live wire examination, power inspection, phase loss judgment, breakpoints finding, breakpoints positioning.
Measurement method	Non-contact detection
AC voltage (V)	70~1000VAC (Three phase)
Frequency (Hz)	45Hz~66Hz
Operating temperature	0°C~50°C
Storage temperature	-20°C~60°C
Operating humidity	<85% (Non condensing)
Button life	10000 cycles
Insulation intensity	3.7kVrms
Buzzer level	65~70dB
IP rating	IP52
Overvoltage category	CAT III 1000V, CAT IV 600V

Phase detection/sequence and LED status								
Test status	LED indication status							Buzzer
	Power on indication	R/A	S/B	T/C	Positive phase R	Reverse phase L	LED status	Slow buzz: 2Hz Fast buzz: 12Hz
Positive phase	●	●	●	●	●	○	Always ON	2Hz
Reverse phase	●	●	●	●	○	●	Always ON	12Hz
No phase change (two clamps on same wire)	●	●	●	●	○	○	Flashing	(Abnormality indication)
A phase missing	●	○	●	●	○	○	Always ON	
B phase missing	●	●	○	●	○	○	Always ON	
C phase missing	●	●	●	○	○	○	Always ON	
A and B phase missing	●	○	○	●	○	○	Always ON	
B and C phase missing	●	●	○	○	○	○	Always ON	
A and C phase missing	●	○	●	○	○	○	Always ON	

UT278C/D

Ground Pile Clamp Earth Resistance Testers

UT278C/D Earth Clamp Meter, also called Loop Resistance Tester, is used for grounding resistance test. It has multiple functions such as clamping measurement, 3- or 4-wire measurement, voltage/current measurement, data storage/viewing, alarming, auto power off and more. With fast filtering technology employed, interference can be minimized.

Designed with 2.4-inch color screen, UT278C/D is characterized by aesthetic appearance, easy to carry, wide range, high resolution, stable performance, strong anti-interference ability.

Features	
2.4-inch color screen	Earth resistance measurement
Load current measurement	Leakage current measurement
Soil resistivity measurement	Grounding voltage measurement
Alarm function	Built-in rechargeable lithium battery
USB data transfer	

Functions	Range (UT278C)	Range (UT278D)
Ground resistance	0.00Ω-1800Ω	0.00Ω-2000Ω
Current (AC)	0.000A-50A	0.000A-60A
Current resolution	1uA	1uA
3 or 4-wire method resistance	0.00Ω-30KΩ	0.00Ω-30KΩ
Soil resistivity	0.00Ω-9999KΩ	0.00Ω-9999KΩ
Ground voltage	600V	600V
Power supply	1, DC 3.7V lithium battery; 2, Real-time display of battery power, reminding to charge in time	
Jaw size	68mm	
Screen	2.4 inch (46 x 29mm) color LCD	
Response time	1 time/sec	
USB data upload	The stored data can be uploaded, saved and printed.	
Data storage	500 set	
Backlight	√	
Alarm function	√	
Auto power off	Around 15 minutes	
Power consumption	750mA MAX	
Overload protection	√	
Weight	975g (including battery)	
Applicable overvoltage category	CAT III 300V, CAT IV 150V	









UT278C



UT278D

UT281 SERIES

True RMS Flex Clamps

UT281 series can measure large currents in various harsh and hard to reach environments. They are designed with Rogowski flex coil and can test up to 3000A AC current. UT281A/C are from UNI-T's Pro Line series, which meet IP54 and 2m drop proof requirements. Due to the ease in operation, accurate readings, stable performance and reliable quality, these flex clamps are ideal tools for electricians.





UT281E

Specifications	UT281A	UT281C	UT281E
AC current (A)	3000A; ±(3%+5)	3000A; ±(3%+5)	3000A; ±(3%+5)
Frequency response	45Hz~500Hz (sine wave)	45Hz~500Hz (sine wave)	45Hz~500Hz (sine wave)
Inrush current	0.5A~3000A (for reference)	0.5A~3000A (for reference)	0.5A~3000A (for reference)
AC voltage (V)			600V; ±(1.2%+3)
Resistance (Ω)			60MΩ; ±(1.2%+3)
Frequency (Hz)			20Hz~30kHz; ±(1%+2)
Range selection	Manual	Manual	Auto (manual range available in current measurement)
Flex coil size	10'' (25.4cm) radius: 1.5'' (3.8cm)	18'' (45.7cm) radius: 3.1'' (8cm)	18'' (45.7cm) radius: 3.1'' (8cm)
Display count	3000	3000	6000 (3000 in current measurement)
Display interface (LCD)	Single	Single	Dual
IP rating	IP54	IP54	
Category rating	CAT IV 600V		

Features	
Refresh rate: 3 times/s	True RMS
Data hold/buzzer	Auto power off
Low battery indication	Backlight
2m drop test	Function selection

Characteristics	
Standard accessories	Batteries, test leads (UT281E), English manual (UT281A/C only: German, French, Spanish optional)
Power	1.5V battery (R03) x 3
Display	32 x 34mm (1.8 inches)
Product size	UT281A: 300 x 150 x 55mm; UT281C: 350 x 190 x 55mm; UT281E: 325 x 180 x 30mm
Product net weight	UT281A: 220g; UT281C: 236g; UT281E: 250g
Standard individual packing	Gift box, blister
Standard quantity per carton	10pcs
Standard carton measurement	UT281A: 580 x 380 x 180mm; UT281C: 420 x 355 x 425mm; UT281E: 435 x 380 x 245mm
Standard carton gross weight	UT281A: 4.9kg; UT281C: 6.2kg; UT281E: 6.3kg

UT285C

Three Phase Power Quality Analyzer

- Transformer K factor
- PF/DPF /COSΦ — Power factors (PF) and displacement factors (DPF or COSΦ)
- PST — Short-term voltage flicker (PST)
- Three phase unbalance (current and voltage)
- USB/PC — USB interface/PC software





- Waveform real-time display (4 channels voltage/4 channels current).
- True RMS values of voltages and currents
- Peak current and voltage values
- THD — Total harmonic distortion (THD)
- Active, reactive, apparent power, by phase and cumulative

Specifications	UT285C	
True RMS phase-to-neutral voltage	1.0V~1000V	±(0.5%+5dgt)
True RMS phase-to phase voltage	1.0V~2000V	±(0.5%+5dgt)
DC voltage	1.0V~1000V	±(1.0%+5dgt)
True RMS current	10mA~1000A	±(0.5%+5dgt)
Peak of phase-to-neutral voltage	1.0V~1414V	±(1.0%+5dgt)
Peak of phase-to-phase voltage	1.0V~2828V	±(1.0%+5dgt)
Current peak	10mA~1414A	±(1.0%+5dgt)
Active power	0.000W~9999.9kW	±(1%+3dgt), Cosϕ≥0.8
		±(1.5%+10dgt), 0.2≤Cosϕ<0.8
Reactive power, inductive or capacitive	0.000RVA~9999.9kVAR	±(1%+3dgt), Sinϕ≥0.5
		±(1.5%+10dgt),0.2≤Sinϕ<0.5
Apparent power	0.000VA~9999.9kVA	±(1%+3dgt)
Power factor	-1.000~1.000	±(1.5%+3dgt), Cosϕ≥0.5
		±(1.5%+10dgt), 0.2≤Cosϕ<0.5
Active energy	0.000Wh~9999.9MWh	±(1%+3dgt), Cosϕ≥0.8
		±(1.5%+10dgt), 0.2≤Cosϕ<0.8
Reactive energy, inductive or capacitive	0.000VARh~9999.9MVARh	±(1%+3dgt), Sinϕ≥0.5
		±(1.5%+10dgt), 0.2≤Sinϕ<0.5
Apparent energy	0.000VAh~9999.9MVAh	±(1%+3dgt)
Phase angle	-179°~180°	±(2°)
Tanϕ (VA>50VA)	-32.76~32.76	ϕ:±(1°)
Phase shift of power factor (DPF)	-1.000~1.000	ϕ:±(1°)
Harmonic ratio (order 1 to 50) (Vrms>50V)	0.0%~99.9%	±(1%+5dgt)
Harmonic angle (Vrms>50V)	-179°~180°	±(3°) harmonics of order 1 to 25
		±(10°) harmonics of order 26 to 50
Total harmonic ratio	0.0%~99.9%	±(1%+5dgt)
Distortion factor (DF or THD-R)<50	0.0%~99.9%	±(1%+10dgt)
Transformer K factor	1.00~99.99	±(5%)
3 phases unbalance	0.0%~100%	±(1%)
Number of channels	4U/4I	
Parameters of electricity	W, VA, Var, PF, DPF, cosϕ, tanϕ	
Energy parameters	Wh, Varh, Vah	
Harmonic	50	
Total harmonic distortion	Order 0~50, each phase	
Expert mode	√	
Number of Transient records	150 sets	
Min/Max	√	
Alarm	40 different types of parameter selections, 12,800 sets alarm logs	
USB interface/PC software	√	
Power	9.6V rechargeable lithium-ion battery	
Product color	Red and grey	
Product net weight	Instrument: 1.6kg, current clamp: 510g x 4	
Product size	240mm x 170mm x 68 mm	
Standard accessories	1pc carry cloth bag, (yellow, green, red, blue, black total 5pcs test lead), 4pcs alligator clip, 1pc power adapter, 1pc CD software, 4pcs 1000A current clamp	
Standard individual packing	Inner carton	
Standard quantity per carton	1pc	
Standard carton measurement	440 x 320 x 330mm	
Standard carton gross weight	6.4kg	

SOCKET TESTERS

Socket testers are portable devices used for testing the wiring of power outlets. These testers are used widely in homes and commercial buildings. UNI-T's socket testers can speed up the testing process considerably and obtain reliable and accurate information socket status.



UT07/08 SERIES

Socket Testers/Receptacle Testers

UT07/08 series socket testers can check socket wiring errors. These tools are widely used in commercial and residential areas. The operation is easy and convenient, and it is a necessity for your daily life and house line inspection.



Specifications	UT07A-UK	UT07A-EU	UT07B-EU
Operating voltage	230V		
Operating current	<18mA		
Working frequency	50Hz~60Hz		
RCD			~30mA
Indications	Correct	OK, leakage test passed	
	Ground missing	OK	
	Live/Ground inverted	Ground missing	
	Live/Neutral inverted	Live missing	
	Neutral missing	Neutral missing	
		Live/Ground inverted	
		Live/Ground inverted and ground missing	



UT07A-UK



UT07A-EU



UT07B-EU

Specifications	Range	UT08A	UT08B
Operating voltage	110~125V AC	√	√
Operating power	0.3W	√	√
Working frequency	50~60Hz	√	√
GFCI	6~9mA		√
Indications	Open ground	√	√
	Open neutral	√	√
	Open hot	√	√
	Hot/GND reverse	√	√
	Hot/NEU reverse	√	√
	Correct	√	√



UT08B



UT230B-EU

Power Socket

UT230B-EU power socket can be used to monitor operation status (voltage, current, time, power consumption, and energy cost) of electrical appliances. UT230B-EU is suitable for indoor, in locations such as homes, offices, schools, and other residential and commerical settings.





UT230B-EU

Specifications	Range	Accuracy
Voltage	100V~260V	±1%
Current	0A~16A	±1%
Frequency	45Hz~65Hz	
Power	1~3680W	±1%
Power factor	0~1	±2%
Energy consumption	0~9999kWh	±1%
Overload indication	>16A	

Features
Unit price of electricity: 0~99.99 ($/kWh)
Accumulative time: 0 minute~9999 days
Accumulative charge: 0~9999$
CO_2 display: 0~9999kg
Power consumption: <0.4W

Characteristics	
Standard accessories	Battery, English manual
Power	3V button battery
Display	48 x 30.5mm
Product size	130 x 65 x 37mm
Product net weight	155g
Standard individual packing	Blister
Standard quantity per carton	48pcs
Standard carton measurement	475 x 460 x 395mm
Standard carton gross weight	13.2kg

VOLTAGE DETECTORS

Non-contact voltage detectors can quickly detect live AC voltage. These handy devices are great for electricians to safely and quickly check the status of electrical wires.
The UT12 series includes single/dual mode (UT12S/UT12D) and two PRO models (UT12E/UT12M) designed with vibration and magnetic detection modes. These PRO models are IP67 rated, suitable for working in industrial environments.



UT12 SERIES

AC Voltage Detectors

UT12 series non-contact AC voltage detectors are widely used in the maintenance of low voltage equipments such as conductors, cables, sockets, and other electrical/electronics instruments. It is a very handy tool for electricians.

Applications

Low voltage mode: Low-voltage motor (<90V), audio systems, arc welding machines, underground mining lighting, cables with thick insulation layer and other weak electromagnetic AC signals. **High voltage mode:** Urban electric supply and three-phase systems (90~1000V). For example, power distribution units, electrical panels, electrical appliances.

- Auto power off
- LED indication
- Buzzer
- High/Low voltage mode (UT12D/E/M)
- AC voltage detection
- Magnetic solenoid detection (UT12M)
- Vibration mode (UT12E)



UT12S/D UT12E/M







● Built-in flashlight

Specifications	UT12S	UT12D	UT12E	UT12M
AC voltage (Low)		24V~1000V	24V~1000V	24V~1000V
AC voltage (High)	90V~1000V	90V~1000V	90V~1000V	90V~1000V
Frequency range	50/60Hz	50/60Hz	50/60Hz	50/60Hz
Vibration mode			√	
Magnetic solenoid detection				√
Double injection molding			√	√
Drop test	1m	1m	2m	2m
Overvoltage category	CAT IV 1000V			

Characteristics	
Standard accessories	Battery, English manual
Power	1.5V battery (R03) x 2
Product size	UT12D/UT12S: 150 x 18 x 23mm; UT12E/UT12M: 160.5 x 21.5 x 25mm
Product net weight	UT12D/UT12S: 50g; UT12E/UT12M: 72g
Standard individual packing	Gift box, blister
Standard quantity per carton	40pcs
Standard carton measurement	UT12D/UT12S: 350 x 245 x 210mm; UT12E/UT12M: 415 x 245 x 235mm
Standard carton gross weight	UT12D/UT12S: About 3.6kg; UT12E/UT12M: About 3.8kg

*Buzzer and sensing LED frequencies increase when detector gets closer to the test object

UT18 SERIES

Voltage and Continuity Testers

The UT18 series are designed for testing AC/DC voltage (UT18E: up to 1000V), three-phase voltage/phase sequence, continuity, and more. It is lightweight and the LED or LCD can clearly display the measurement results; it complies with CAT IV 600V, and the buzzer alarm function can remind users to maintain safe operation at all times, the UT18 series are handy electrician tool.

Applicable to: smelting, electronics, manufacturing, petroleum, electric power, chemical and other industries. Can also be used to solve complex problems in electronics, factory automation, power distribution, and electromechanical equipment.







UT18D



UT18E

Features	
Phase rotation measurement	Voltage up to 1000V (AC/DC) (only 18E)
Flashlight	Audialbe and visuable indication
Over load protection	Continuity/RCD/Polarity test

Specifications	Range	UT18C	UT18D	UT18E
Voltage (AC/DC)	6V		5V±1V	
	12V	8V±1V	8V±1V	8V±1V
	24V	18V±2V	18V±2V	18V±2V
	50V	38V±4V	38V±4V	38V±4V
	120V	94V±8V	94V±8V	94V±8V
	230V	180V±14V	180V±14V	180V±14V
	400V	325V±15V	325V±15V	325V±15V
	690V	562V±24V	562V±24V	562V±24V
	1000V			820V±30V
Phase rotation test	100V AC~690V AC Frequency: 50Hz~60Hz	√	√	√
Continuity test	Resistance: 0Ω~100kΩ Beeper and LED light indication	√	√	√ (0-60KΩ)
RCD test	Operating voltage: 230V (50Hz~400Hz)	√	√	√
Polarity detection	Positive & Negative	√	√	√
Self-inspection	All LED or LCD	√	√	√
No power test	Operating voltage: 100~1000V	√		√
LCD display (voltage)	6V~690V	√	√	√ (1000V)
Voltage indication		LED and LCD	LCD	LED and LCD
LCD display (Frequency)	40Hz~400Hz	±(3%+5)	±(3%+5)	±(3%+5)
Overvoltage category		CAT III 690V, CAT IV 600V	CAT III 690V, CAT IV 600V	CAT III 1000V, CAT IV 600V

Characteristics	
Standard accessories	Batteries, English manual
Power	1.5V battery (R03) x 2
Display	UT18C: 31 x 20mm; UT18D: 73.5 x 35.5mm
Product size	272 x 85 x 31mm
Product net weight	280g
Standard individual packing	Blister
Standard quantity per carton	20pcs
Standard carton measurement	415 x 380 x 365mm
Standard carton gross weight	15.9kg

UT22B-EU

Voltage Tester

The UT22B-EU voltage tester is a simple to use tool for electricians and DIYers to measure AC/DC voltage. This voltage tester is IP54 rated, and designed to withstand a 2-meter drop. The great thing about this product is that it does not require any battery, its power is supplied by the voltage being tested! UT22B-EU can automatically distinguish between AC and DC voltage, indicated by the number of LED lights.



UT22B-EU



Specifications	Range
Voltage indications (AC/DC)	
12V	6V~12V
24V	17V~24V
50V	35V~50V
120V	84V~120V
230V	161V~230V
400V	280V~400V
Frequency (AC)	50/60Hz
Voltage indication	LED
Overvoltage category	CAT III 400V, IP54

Features	
Automatically detect AC/DC voltage	Auto detection of AC/DC
Automatically indicate DC polarity (+/-)	Input protection
Hazardous voltage indicator when voltage >50V	

Characteristics	
Standard accessories	English manual
Power	None, powered by external source
Product size	265 x 42 x 27mm
Product net weight	136g
Standard individual packing	Gift box
Standard quantity per carton	40pcs
Standard carton measurement	525 x 300 x 310mm
Standard carton gross weight	8kg

INFRARED THERMOMETERS

Infrared thermometer plays an important role in production quality control, equipment maintenance and troubleshooting, energy saving, and other applications. Infrared thermometer measures temperature through non-contact method, producing quick and accurate results. It allows users to measure high temperatures at a safe distance.



UT300A+

Infrared Thermometer

UT300A+ is an economical infrared thermometer. Its compact and simple design makes it easy for users to carry and operate. Designed with high accuracy, high repeatability, quick response, UT300A+ is suitable for measuring the surface temperature of hard-to-reach or dangerous objects.

Features
Simple one button operation
Data hold
Backlight
Low battery indication
°C/°F selection

Specifications	UT300A+
Temperature range (°C)	-20°C~400°C
Temperature range (°F)	-4°F~752°F
Accuracy (°C)	±2.0°C or ±2%
Accuracy (°F)	±4.0°F or ±2%
Repeatability	1°C or 1.0% (2°F or 1.0%)
D:S ratio	10:1
Response time	≤500ms (95% of reading)
Emissivity	0.95
Spectral response	5.5μm~14μm
Laser power	<1mW
Auto power off	8s
Operating temperature	0°C~50°C (32°F~122°F)
Storage temperature	-20°C~60°C (-4°F~140°F)
Operating humidity	<90% RH (non-condensing)
Drop proof	1m



UT300A+

Characteristics	
Standard accessories	Batteries
Power	1.5V battery (LR03) x 2
Display	20 x 24mm
Product size	135 x 94 x 36.5mm
Product net weight	146g
Standard individual packing	Gift box, English manual
Standard quantity per carton	20pcs
Standard carton measurement	430 x 265 x 300mm
Standard carton gross weight	6.97kg



UT301+ SERIES
Infrared Thermometers



Scheduled measurement (UT301C+/301D+):
(automatic process)
Set start and interval time, device will auto turn on once every interval time to perform a measurement.



*** Ring laser (UT301C+)**
Unique patented display method that covers entire measured area, user will know exactly where the measurement is taking place.



UT301D+

	**Normal status: High limit>temperature>low limit**
	**Temperature>high limit**
	**Temperature<low limit**

Specifications	UT301A+	UT301C+	UT301D+
Temperature range (°C)	-32°C~420°C	-32°C~600°C	-32°C~600°C
Temperature range (°F)	-25.6°F~788°F	-25.6°F~1112°F	-25.6°F~1112°F
Accuracy (°C)	±1.5°C or ±1.5%		
Accuracy (°F)	±3.0°F or ±1.5%		
Repeatability	0.7°C or 0.7% (1.5°F or 0.7%)		
D:S ratio	12:1 (95%)		
Response time	≤250ms (95% of reading)		
Emissivity	0.1~1.0 (adjustable, stores 5 sets of preset values)		
Spectral response	8μm~14μm		
Laser type	Single	Ring	Dual
Data storage		99	99
Interval time		1min~96h	1min~96h
Scheduled measurement		√	√
Laser power	<1mW		
LCD display	Color EBTN		

Features	
Date/time display (UT301C+/UT301D+)	Time scheduled measurement (UT301C+/UT301D+)
Auto power off/low battery indication	Lock measurement/tripod mounting hole
Data hold/backlight	°C/°F selection
High/low temperature LED/audible alarm	MAX/MIN/AVG/DIFF/Hold modes

Characteristics	
Standard accessories	Battery, English manual
Power	9V battery
Display	30 x 30mm
Product size	160 x 74 x 48mm
Product net weight	204g
Standard individual packing	Gift box, blister, carrying bag
Standard quantity per carton	20pcs
Standard carton measurement	475 x 350 x 250mm
Standard carton gross weight	10.43kg

UT302+/UT303+ SERIES

Infrared Thermometers



Scheduled measurement (UT302C+/303C+/302D+/303D+): (automatic process)
Set start and interval time, device will auto turn on once every interval time to perform a measurement.



*** Ring laser (UT302C+/UT303C+)**
Unique patented display method that covers entire measured area, user will know exactly where the measurement is taking place.



UT303D+

	**Normal status: High limit>temperature>low limit**
	**Temperature>high limit**
	**Temperature<low limit**

Specifications	UT302A+	UT302C+	UT302D+	UT303A+	UT303C+	UT303D+
Temperature range (°C)	-32°C~700°C	-32°C~1100°C	-32°C~1100°C	-32°C~800°C	-32°C~1300°C	-32°C~1300°C
Temperature range (°F)	-25.6°F~1292°F	-25.6°F~2012°F	-25.6°F~2012°F	-25.6°F~1472°F	-25.6°F~2372°F	-25.6°F~2372°F
Accuracy (°C)	±1.5°C or ±1.5%					
Accuracy (°F)	±3°F or ±1.5%					
Repeatability	0.7°C or 0.7% (1.5°F or 0.7%)					
D:S ratio	20:1			30:1		
Response time	250ms					
Emissivity	0.1~1.0 (adjustable, stores 5 sets of preset values)					
Spectral response	8μm~14μm					
Laser type	Single	Ring	Dual	Single	Ring	Dual
Laser power	<1mW	<3mW	<1mW	<1mW	<3mW	<1mW
Data storage		99	99		99	99
Interval time		1min~96h	1min~96h		1min~96h	1min~96h
Scheduled measurement		√	√		√	√
LCD display	Color EBTN					
Operating temperature	0°C~50°C (32°F~122°F)					
Storage temperature	-20°C~60°C (-4°F~140°F)					
Operating humidity	<90%RH (non-condensing)					

Features	
°C/°F selection/backlight	Data hold/lock measurement
MAX/MIN/AVG/DIFF/Hold modes	User defined visual and audio alarm
Low battery indication/tripod mounting hole	Date/time display (UT302C+/D+/UT303C+/D+)
Time scheduled measurement (UT302C+/D+/UT303C+/D+)	Auto power off

Characteristics	
Standard accessories	Battery, carrying bag, English manual
Power	9V battery
Display	35 x 35mm
Product size	172 x 113.5 x 53mm
Product net weight	310g
Standard individual packing	Gift box, blister
Standard quantity per carton	10pcs
Standard carton measurement	425 x 335 x 365mm
Standard carton gross weight	6.65kg

UT305S
Infrared Thermometer



UT305S

UT305S infrared thermometer can measure temperature by laser. UT305S has a 50:1 D:S ratio, so it can measure long range temperature points of interest with great accuracy. It is an ideal tool for industrial quality inspection, HVAC, metal working, and electronics manufacturing.



Specifications	UT305S
Temperature range (°C)	-50°C~2000°C
Temperature range (°F)	-58.0°F~3632°F
Accuracy	±1.0°C or ±1.0%
Repeatability	0.7°C or 0.7%
LCD display	EBTN
High/low temperature LED alarm	√
Trigger lock	√
Resolution	0.1°C
D:S ratio	50:1
Response time	250ms (95% of reading)
Emissivity	0.1~1.0 adjustable
Laser type	Class 2
Laser power	<1mW
Laser wavelength	630nm~670nm
Spectral response	8μm~14μm
Data storage	99

Features	
°C/°F selection	Laser switch
Data hold/LCD backlight	Auto power off
Tripod mounting hole	Low battery indication
MAX/MIN/AVG/DIFF mode	High/low alarm

Characteristics	
Standard accessories	Battery, carrying bag, English manual
Power	9V Battery (1604S)
Display	35 x 35mm
Product size	172 x 113.5 x 53mm
Product net weight	310g
Standard individual packing	Gift box
Standard quantity per carton	10pcs
Standard carton measurement	425 x 335 x 365mm
Standard carton gross weight	6.65kg

UT305C+/A+

Infrared Thermometer

UT305C+/UT305A+ is an infrared thermometer with the advantages of high precision, high distance ratio (55:1), wide range (-50.0°C~ 2200°C), multi-function, rugged and easy to operate. It can be widely used in a variety of industries, and is an ideal and safe non-contact temperature measuring tool.









UT305C+

Features	
Infrared professional mode	High resolution TFT color LCD
Surface heat conduction detection mode	Trigger lock function
Surface dew point detection mode	Appointment measurement
Surface temperature comparison mode	999 groups of data storage, data output in PDF or CSV format
12 or 24-hour clock	Type K thermocouple temperature measurement

Specifications	Range		
Measurement range	Infrared temperature measurement	UT305C+	-50°C~2200°C (-58.0°F~3992°F)
		UT305A+	-50°C~1850°C (-58.0°F~3362°F)
	Ambient temperature	-10°C~50°C (14°F~122°F)	
	Relative humidity	10%RH~90%RH	
	Type K thermocouple	-50°C~1370°C (-58.0°F~2498°F)	
Accuracy	Infrared temperature measurement	±1.0°C or ±0.01×t°C (whichever is greater)	
	Ambient temperature	±0.5°C (±1.0°F)	
	Relative humidity	±5%RH	
	Type K thermocouple	±(0.005×t+1.5)°C	
Distance ratio (D:S)	55:1		
Emissivity	0.1~1.0 (custom adjustment or choose from the built-in material table)		
Spectral response	8μm~14μm		
Repeatability	±0.005×t°C (°F) or 1°C (2°F) (whichever is greater)		
Display resolution	0.1°C (0.1°F)		
Unit conversion	°C/°F		
Laser point	Single laser, output <1mW, class II, 630~670 nm of wavelength		
Data storage	999 groups		
Data output format	PDF, CSV		
Data communication or charging interface	Type-C USB		
Battery	Li-ion 3.7V 2600mAh 18650 rechargeable lithium-ion battery		
Charging time	No more than 3 hours		
Continuous operating time	No less than 20 hours on full charge		
Buzzer alarm	√		
Trigger lock	√		
Appointment measurement	√		
Date and time display	√		
LCD type	2.4 inch TFT LCD		
LCD resolution	320 x 240 pixels		

Characteristics	
Standard accessories	Type-C data cable, type K thermocouple probe (bead type)
Power	Li-ion 3.7V 2600mAh 18650 rechargeable lithium-ion battery
Display	37 x 49mm
Product size	205 x 65 x 124mm
Product net weight	375g
Standard individual packing	Gift box, tool box, user manual
Standard quantity per carton	1pc
Standard carton measurement	365 x 160 x 300mm
Standard carton gross weight	2.07kg

UT306 SERIES

Mini Infrared Thermometers

This infrared thermometer series is robust and easy to use. Users can measure the surface temperature without contacting the object. UT306 series can be used in various fields such as food industry, machine maintenance, metal working, cold storage, and other industrial fields.







UT306S



UT306C

Specifications	UT306S	UT306C
Temperature range	-50°C~500°C	-50°C~500°C
Laser type	single	Ring
Accuracy	±2°C or ±2%	±2°C or ±2%
Resolution	0.1°C	0.1°C
D:S ratio	12:1	12:1
Response time	250ms	250ms
Emissivity	0.10~1.00 Adjustable	0.10~1.00 Adjustable
Laser class	Class 2	Class 2
Laser power	<1mW	<1mW
Laser wavelength	630nm~670nm	630nm~670nm
Spectral response	8μm~14μm	8μm~14μm

Features		
Display type	TN-LCD	EBTN-LCD
Unit selection	°C/°F	
Laser on/off	√	
Data hold	√	
Auto power off	√	
Low battery Indication	√	
MAX/MIN/AVG/DIF mode	√	
High temperature alarm (audible)	√	
Drop test	1m	

Characteristics	
Power	1.5V AAA x 2
Product net weight	161.5g
Product size	146 x 78 x 45mm
Standard accessories	Batteries
Standard individual packing	Card, blister, manual
Standard quantity per carton	20pcs
Standard carton measurement	515 x 375 x 175mm

UT309 SERIES

Professional Infrared Thermometers



UT309E

UT309 series professional infrared thermometers can determine surface temperature through the energy radiated by the target surface. It is designed to meet some of the highest protection ratings in UNI-T's product line, IP65 and 3m drop proof. With a rapid response rate of 250ms, high measurement accuracy, and multiple scanning modes, UT309 proves to be a necessary tool for engineers and technicians working in various fields such as electrical distribution inspection, HVACR maintenance, transportation equipment inspection, instrument repair, and many more.

Features	
°C/°F selection	Laser on/off
High/Low temperature alarm	MAX/MIN/AVG/DIFF mode
Data hold/LCD backlight	Auto power off
Low battery indication	Lock measurement/Tripod mounting hole





High temperature LED indicator



Low temperature LED indicator

Specifications	UT309A	UT309C	UT309E
Temperature range (°C)	-35°C~450°C	-35°C~650°C	-35°C~850°C
Temperature range (°F)	-31°F~842°F	-31°F~1202°F	-31°F~ 1562°F
D:S ratio	10:1	12:1	20:1
Emissivity	0.95	0.1~1 adjustable	0.1~1 adjustable
Laser type	Single	Dual	Dual
LCD display	LCD	LCD	Color EBTN
Data storage with date and time			99
Scheduled measurement			√
Monitoring measurement			√
Accuracy (°C)	±1.8°C or ±1.8%		
Accuracy (°F)	±3.6°F or ±1.8%		
Resolution	0.1°C		
Response time	250ms (95% of reading)		
Laser type	Class 2		
Laser power	<1mW		
Laser wavelength	630nm~670nm		
Spectral response	8μm~14μm		
IP rating	IP65		
Drop proof	3m		

Characteristics	
Standard accessories	Battery, English manual (UT309A/C only: German, French, Spanish optional)
Power	9V battery (6F22)
Display	UT309A/C: 32 x 29mm; UT309D: 32 x 32mm
Product size	189 x 118 x 55mm
Product net weight	292g
Standard individual packing	Gift box, blister, carrying bag
Standard quantity per carton	10pcs
Standard carton measurement	430 x 335 x 330mm
Standard carton gross weight	UT309A/C: 6.5kg; UT309D: 5.8kg

ENVIRONMENTAL TESTERS

Our environment is seriously affected by the rapid economic growth and industrialization of today's society. Climate change is the toughest obstacle facing humanity today. Environmental indicators such as temperature, humidity, illumination, noise, dust, CO, CO2 are important data for ensuring a healthy living environment. UNI-T is committed to environmental monitoring by offering professional and comprehensive environmental testers. These meters output audio/visual alerts whenever environment data goes beyond normal/preset range.

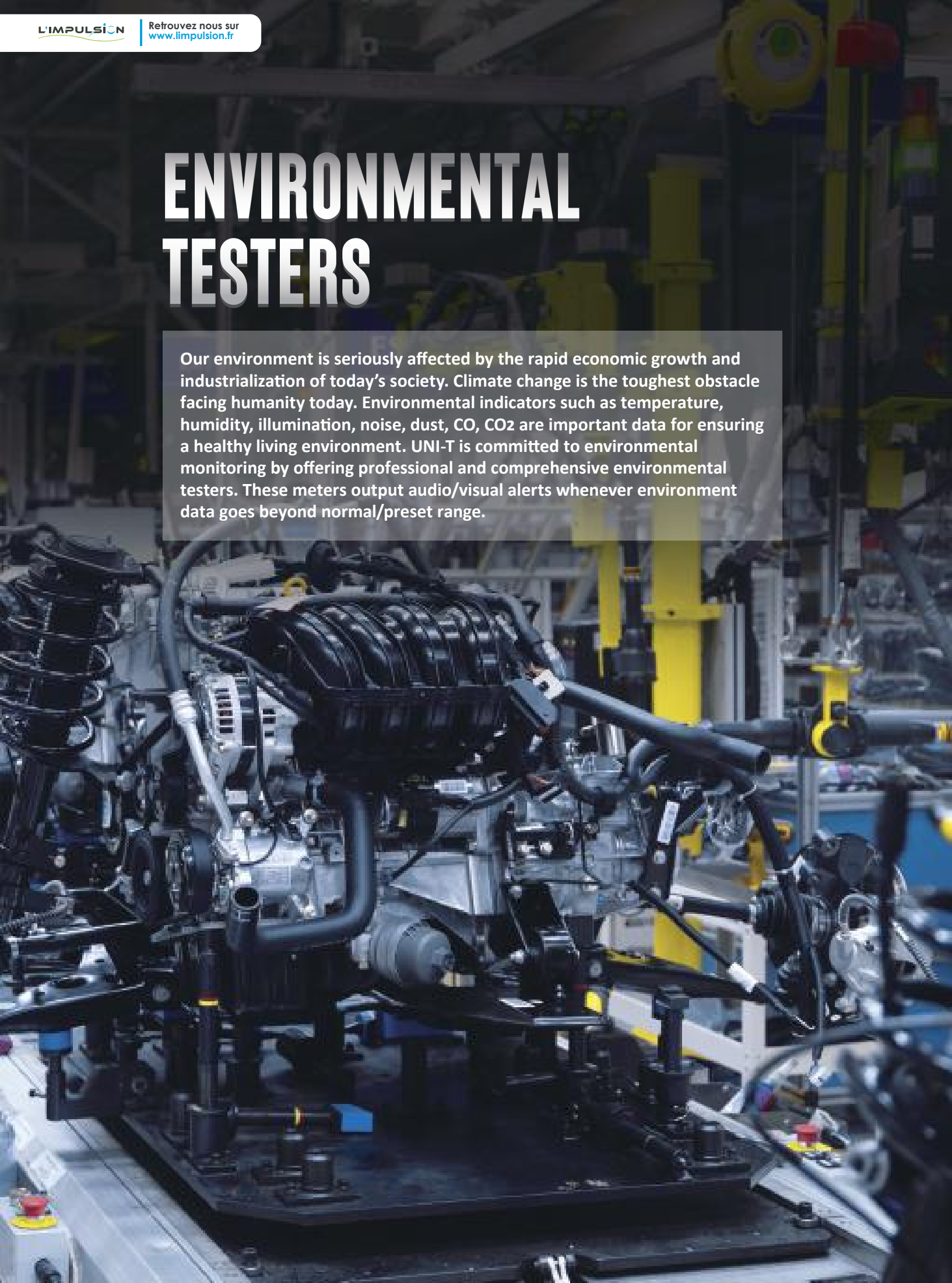

UT325F NEW!

4-Channel Thermometer

iENV

UT325F 4-Channel Thermometer is a high- accuracy digital thermometer that uses a thermocouple as the temperature probe.

Features	
PC software	Set the thermocouple type of each channel separately
Data storage	Bluetooth APP
High accuracy	Temperature difference

Model	UT325F	
Thermocouple types	**Type K, J, T, E, R, S and N**	
Measuring range	Type K thermocouple	-200.0°C~1372°C (-328.0°F~2501°F)
	Type J thermocouple	-210.0°C~1200°C (-346.0°F~2192°F)
	Type T thermocouple	-250.0°C~400.0°C (-418.0°F~752.0°F)
	Type E thermocouple	-150.0°C~1000°C (-238.0°F~1832°F)
	Type R thermocouple	0°C~1767°C (32°F~3212°F)
	Type S thermocouple	0°C~1767°C (32°F~3212°F)
	Type N thermocouple	-200.0°C~1300°C (-328.0°F~2372°F)
Display resolution	0.1°C/°F/K (<1000), 1.0°C/°F/K (≥1000)	
Accuracy	±(0.2%+0.5°C), ±(0.2%+0.9°F)	
Response time	About 500ms	
Measurement functions	Unit selection	°C/°F/K
	Data hold	√
	Auto power off	√
	Measurement modes	MIN/MAX/AVG
	Temperature difference	√
	Timing measurement	1s-24h adjustable
System functions	Data recording	√
	Backlight	Turn on/off
	Data transmission	Type-C USB, Bluetooth
	Battery status	√
Drop proof	1m	
Data storage	72,000 groups	

Characteristic	
Standard accessories	1.5V AAA battery x 3, Type-C charging cable, Type K thermocouple x 4, Cloth bag, Manual, Safety instructions
Product size	225 x 64.5 x 39.8mm
Power	3 x AAA alkaline zinc-manganese battery
Display size	36 x 49mm
Standard individual packing	Gift box









UT310A SERIES
Vibration Testers

This is a handheld vibration tester which consists of acceleration sensor and digital display circuit. It is an ideal inspection tool which mainly used to measure vibration acceleration, velocity and displacement of mechanical equipment.

Multiple probes:

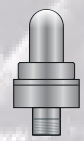

Short probe

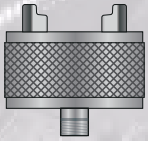

U-type magnetic sucker (UT312A only)



Long probe



UT311A All in one

UT312A Split type

Models	UT311A		UT312A	
Language	**EN, FR, DE, IT, ES, SV, PL, CZ**			
Parameter	Range	Frequency	Resolution	Accuracy
Acceleration (PEAK)	0.1-199.9m/S^2	LO: 10Hz-1kHz HI: 1kHz-15kHz	0.1m/s^2	±(5%+2dgts)
Velocity (RMS)	0.1-199.9mm/s	10Hz-1.5kHz	0.1mm/s	
Displacement (P-P)	0.001-1.999mm	10Hz-1kHz	0.001mm	±(10%+2dgts)
Automatically rotatable screen	√			
High/Low frequency acceleration	√			
Datahold	√			
Flashlight	√			
LCD type	2.4" TFT color screen, full view			
LCD backlight	√			
Auto power off	5 minutes without operation			
Battery type	1350mAh/3.7V lithium battery			
Charging interface	Type-C			
Charging time	About 3h			
Battery duration	About 12h			





Characteristic	UT311A	UT312A
Standard accessories	Long and short probe, U-type magnetic sucker (UT312A only), USB-C charging cable, User manual, Safety instructions	
Product size	180 x 28 x 64mm (including the short probe)	168 x 28 x 64mm
Product weight	About 191g (including the short probe)	About 364g (including the short probe)

UT320T NEW!

2 in 1 Thermometer

UT320T is a thermometer that combines infrared sensor and collapsible probe.Infrared measurement is used to quickly scan the surface temperature of an object and probe measurement can accurately measure the internal temperature.

2m drop proof

IP54





Model	UT320T		
Language	EN, FR, DE, IT, ES, SV, PL, CZ		
Infrared measurement	Measuring range	-40°C~300°C (-40°F~572°F)	
	Temperature	Range	Accuracy
		-40°C≤t≤0°C:	±(1.5+0.1×|t|)°C
		0°C<t≤300°C:	±2.0°C or ±0.02×t°C whichever is greater
	Distance to spot ratio (D: S)	8:1	
	Emissivity	Adjustable (0.1~1.0)	
	Response time	≤500ms (95% of reading)	
	Laser	Class 2, single laser, power<1mW, wavelength 650±20nm	
	Operating time	About 30h (laser and backlight on)	
Probe measurement	Measuring range	-40°C~300°C (-40°F~572°F)	
	Accuracy	Range	Accuracy
		-40°C≤t<0°C:	±2.0°C
		0°C<t≤300°C:	±1.0°C or ±0.01×t°C whichever is greater
	Probe type	NTC	
	Minimum measuring depth	12.7mm	
	Display size	18 x 28mm	
	Operating time	About 180h (backlight on)	
Operating temperature	0°C~50°C (32°F~122°F)		
Storage temperature	-20°C~60°C (-4°F~140°F)		
Operating humidity	<90%Rh (non-condensing)		
Auto power off time	10min		
Data hold	√		
Lock measurement	√		
Unit conversion (°C/°F)	√		
Max/Min/Difference	√		







iENV

NEW! UT381A
Illuminance Meter

UT381A is a safe and reliable digit light meter with wide range measurement. This meter measure light intensity and display results in lux or Fc. It is widely used in lighting applications, laboratory, office, street lights construction, commercial venue and others.

Features	
Wide range	Probe of integrated, split and rotatable design
Data storage	MAX/MIN/AVG
Bluetooth APP	Real time display

Model	UT381A	
Language	**EN, FR, DE, IT, ES, SV, PL, CZ**	
Range	0~400000 lx	
Resolution	0~99.99 lx (99.99 fc)	0.01lx (0.01 fc)
	100~999.9 lx (999.9 fc)	0.1 lx (0.1fc)
	1000~400000 lx (37160 fc)	1 lx (1fc)
Accuracy	±3% calibration as per standard light source when in 2856K. ±6% calibration as per other visual light source.	
Unit switch	lx, fc, 1fc=10.764 lx	
Auto range switch	√	
MAX/MIN/AVG	√	
Data hold	√	
Color correction coefficient (CCF)	√	
Backlight	√	
Bluetooth APP	√	
Data record	99 sets	
Record Interval	1~59 seconds	
Measuring methods of probe	Integrated (rotatable), split design	
Real-time	Time is automatically updated with manual setting or phone APP connection.	
Over-range Indication	OL display	
Low battery Indication	√	
Auto power off	√	
Battery life	Over 100 hours (Alkaline batteries, Bluetooth and Backlight is off.)	
Working temperature and humidity	-10°C~50°C, <90%Rh (non-condensing)	
Storage temperature and humidity	-20°C~70°C, <80%Rh (non-condensing)	

Characteristic	
Power	AAA x 3
Display size	36 x 49mm
Product size	235 x 64.5 x 39.8mm
Standard individual packing	Gift box













UT315A

Vibration Testers

UT315A handheld vibration testers can measure displacement, velocity, and acceleration of rotating and reciprocating machinery. Technicians can use these to monitor equipment status and ensure normal operation.





UT315A

Specifications	UT315A
Acceleration (O-P)	0.1~199.9m/s²; Frequency response: 10Hz-10kHz Accuracy: ±(5%+0.2m/s²)
Velocity (RMS)	0.01~19.99cm/s; Frequency response: 10Hz~1kHz Accuracy: ±(5%+0.02cm/s)
Displacement (P-P)	0.001~1.999mm; Frequency response: 10Hz~500Hz Accuracy: ±(5%+0.002mm)

Features
Data hold
Low battery indication
Auto power off
Display count: 2000

Characteristics	
Standard accessories	Battery, English manual
Power	9V battery (6F22)
Product size	UT312: 185 x 68 x 30mm; UT315A: 166 x 80 x 30mm
Product net weight	UT312: 230g; UT315A: 395g
Standard individual packing	Gift box, tool box
Standard quantity per carton	UT312: 5pcs; UT315A: 1pc
Standard carton measurement	UT312: 375 x 307 x 246mm; UT315A: 305 x 240 x 85mm
Standard carton gross weight	UT312: 5.8kg; UT315A: About 1.2kg

UT320 SERIES

Mini Contact Type Thermometers



UT320D

UT320A and UT320D are single and dual channel contact type thermometers respectively. These highly accurate thermometers have a wide temperature range. UT320D can also calculate the temperature difference of its two channels. UT320 can be used with any K or J temperature probe.





Specifications	Range	UT320A	UT320D
Temperature measurement (K)	-50°C~1300°C	±(0.5%+1)	±(0.5%+1)
Temperature measurement (J)	-50°C~1200°C	±(0.5%+1)	±(0.5%+1)
Display mode		Single	Dual
Difference measurement (T1-T2)			√
Operating temperature	0°C~40°C		
Operating humidity	≤80%RH		

Features	
Auto power off	MAX/MIN/AVG
Low battery indication	Mode selection (K/J)
Data hold	Backlight
°C/°F selection	1m drop proof

Characteristics	
Standard accessories	K-type temperature probe, batteries, English manual
Power	1.5V battery (R03) x 3
Display	37.4 x 36.4mm
Product size	120 x 53 x 28mm
Product net weight	60g
Standard individual packing	Gift box
Standard quantity per carton	20pcs
Standard carton measurement	332 x 225 x 200mm
Standard carton gross weight	3.4kg

UT325

Contact Type Thermometer

UT325 contact type thermometer provide fast, accurate, and precise temperature measurement with thermocouple temperature probes. Users can select single or dual input, record, and analyze data through PC software. UT325 can be used with a variety of temperature probes, satisfying multiple applications.





UT325

Specifications		Range	Accuracy
Single or dual input		Dual	
Temperature probe type	Type K	-200°C~1372°C (-328°F~2501°F)	±(0.2%+0.6)
	Type J	-210°C~1200°C (-346°F~2192°F)	±(0.2%+0.6)
	Type T	-250°C~400°C (-418°F~752°F)	±(0.2%+0.6)
	Type E	-150°C~1000°C (-238°F~1832°F)	±(0.2%+0.6)
	Type R	0°C~1767°C (32°F~3212°F)	±(0.2%+2)
	Type S	0°C~1767°C (32°F~3212°F)	±(0.2%+2)
	Type N	-200°C~1300°C (-328°F~2372°F)	±(0.2%+1.5)
Resolution		0.1°C (When value>999.9°C: 1°C)	
Data storage		100	
High/low alarm		√	
High/low signal output		√	

Features	
°C/°F/K selection	MAX/MIN/AVG mode
Data hold	USB interface
Auto power off	LCD backlight alarm
Low battery indication	Auto calibration

Characteristics	
Standard accessories	Battery, USB interface cable, K-type temperature probe, English manual
Power	USB or 9V battery (6F22)
Display	30 x 32mm
Product size	175 x 85 x 30mm
Product net weight	270g
Standard individual packing	Gift box
Standard quantity per carton	10pcs
Standard carton measurement	405 x 290 x 165mm
Standard carton gross weight	4.3kg

UT330+ SERIES
Temperature Humidity Meters

UT330+ series meters measure temperature and humidity with low power consumption and high precision. The measured data can be saved and exported to PC software for further analysis. These meters can be used in factories, food, health, environmental protection, and other fields.





UT332+

Specifications	Range	UT331+	UT332+
Temperature	-20°C~70°C	±0.5°C	±0.3°C
Resolution	0.1°C	√	√
Humidity	0%RH~100%RH	±3%RH	±2%RH
Resolution	0.1%RH	√	√
Data storage		299	999

Features	
°C/°F selection	Auto power off
Response time: around 1 second	Data hold/data recall
Humidity offset settings	MAX/MIN
Temperature offset settings	Auto record time setup
Dew point offset settings	LCD backlight
Wet-bulb temperature offset settings	USB interface for data and power

Characteristics	
Standard accessories	Batteries, USB interface cable, English manual
Power	1.5V battery (R03) x 4
Display	26.5 x 35.5 mm
Product size	185 x 54.8 x 33.8mm
Product net weight	130g
Standard individual packing	Gift box, carrying bag
Standard quantity per carton	10pcs
Standard carton measurement	280 x 275 x 230mm
Standard carton gross weight	3.7kg

UT337A

CO Meter

UT337A is a portable meter for detecting carbon monoxide gas. It can measure a wide range of CO concentration with short response time. Users can set up both audio and visual alarm. UT337A can be used in homes, restaurants, indoor parking lots, heating facilities, office buildings, and any other locations where combustion takes place.





UT337A

Specifications	Range	
CO range	0~1000ppm	
CO accuracy	20±5°C	±5% or 5ppm (whichever is greater)
	0°C~+40°C	±10% or 5ppm (whichever is greater)
	+40°C~+50°C	±10% or 10ppm (whichever is greater)
CO resolution	1ppm	
Response time	<60s (90% readouts)	
Sensor type	Electrochemical	
Sampling method	Diffusion	

Features	
Self-calibrated sensor	Display current CO concentration and Max concentration at the same time
Data hold	Calibration function, adjustable zero point for temperature compensation
LCD backlight	High/low audio and visual alarm
Auto power off	°C/°F selectable

Characteristics	
Standard accessories	Batteries
Product size	197 x 54.8 x 33.8mm
Product net weight	140g
Standard individual packing	Gift box, English manual
Standard quantity per carton	60pcs
Standard carton measurement	565mm x 430mm x 235mm (0.057CBM per standard carton)
Standard carton gross weight	15.6kg

iENV2.0
Bluetooth APP



iENV2.0 is an App which connects UNI-T's mini environmental series meters to a cell phone through Bluetooth. It is a free App which can be downloaded from Google Play, Apple Store or UNI-T's website at www.uni-trend.com. iENV2.0 is able to display and record real-time temperature/humidity, noise level, wind speed, and light intensity. iENV's user manual comes in English, French, German, and Spanish.

Main features

1. Wireless data transfer through Bluetooth
2. Real-time data and trends display
3. Real-time/historical/off-line data and trends recall. Data export in csv, pdf, or graphical format files that can be sent through E-mail
4. Attach pictures taken with phone into data reports
5. Allows user and company info to be filled in with reports and able to send reports through email
6. Bluetooth connectivity distance is roughly 10 meters in open space



Mini Environmental BT Series

Real-time display/record

Bluetooth 5.0

Remote control

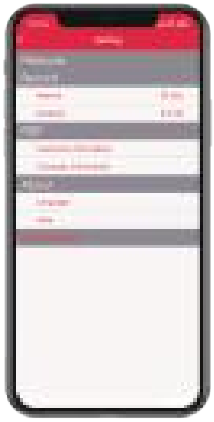

Supported models: UT333BT, UT353BT, UT363BT, UT383BT, UT381A, UT325F, UT372D

User

- Email PDF/excel report
- Offline data export
- Alert

UT333/UT333BT

Mini Temperature Humidity Meters

UT333/UT333BT temperature humidity meters can measure, process data, and display results on LCD. UT333BT can transfer measurement data through Bluetooth to UNI-T's custom mobile APP (iENV2.0) for further analysis, storage, and data export. iENV2.0 can be downloaded from Google Play, Apple Store or UNI-T's website by searching 'iENV2.0'.

(UT333BT) iENV (UT333BT)





UT333BT

Specifications	UT333	UT333BT
Temperature range	-10°C~60°C/14°F~140°F	-10°C~60°C/14°F~140°F
Temperature accuracy	±1°C/±2°F	±1°C/±2°F
Temperature resolution	0.1°C/0.2°F	0.1°C/0.2°F
Humidity range	0%RH~100%RH	0%RH~100%RH
Humidity accuracy	±5%RH	±5%RH
Humidity resolution	0.1%RH	0.1%RH
Sampling rate	1/s	1/s
Bluetooth APP		√
Overload indication	√	√
Auto power off	5 min	5 min
Low battery indication	3V~3.5V	3V~3.5V

Features	
MAX/MIN	°C/°F selection
Data hold	LCD backlight

Characteristics	
Standard accessories	Batteries, English manual
Power	1.5V battery (R03) x 3
Display	32 x 26mm
Product size	155 x 50 x 28mm
Product net weight	102g
Standard individual packing	Blister
Standard quantity per carton	UT333: 40pcs; UT333BT: 20pcs
Standard carton measurement	UT333: 505 x 330 x 280mm; UT333BT: 332 x 262 x 290mm
Standard carton gross weight	UT333: 8kg; UT333BT: 4.2kg

UT330 SERIES
USB Dataloggers

The USB temperature and humidity data logger has the characteristics of high accuracy, large storage capacity, auto save, USB data transmission, time display and PDF export. It can meet the requirements of various measurements and long-term temperature and humidity recording, and can be used in food processing, cold chain transportation, warehousing and other fields.



UT330T UT330TH UT330THC

Specifications		UT330T	UT330TH	UT330THC
	Range	Accuracy	Accuracy	Accuracy
Temperature (°C)	-30.0°C~-20.1°C	±0.8°C	±0.4°C	±0.4°C
	-20.0°C~-40.0°C	±0.4°C		
	40.1°C~70.0°C	±0.8°C		
Humidity (%RH)	0-99.9%RH		±2.5%RH	±2.5%RH
IP rating		IP65		
Resolution		0.1°C	Temperature: 0.1°C, humidity: 0.1%RH	Temperature: 0.1°C, humidity: 0.1%RH

Features	
High accuracy	Automatically generate reports after connecting to PC
64,000 groups of data storage	IP65 dust/water protection (UT330T)
Circulatory logging function	Adjustable logging interval
°C/°F conversion	LED alarm
Date and time display	Mobile App (UT330THC)



Characteristics	
Standard accessories	Button cell, screw, rubber plug
Power	Button cell CR2032
Product size	UT330T: 38 x 96 x 14mm, UT330TH/UT330THC: 38 x 105 x 14mm
Standard individual packing	Blister, color card, user manual, download guide
Standard quantity per carton	40pcs
Standard carton measurement	UT330T: 410 x 250 x 220mm
Standard carton gross weight	UT330T: 4kg



UT333S

Digital Temperature Humidity Meter



UT333S

UT333S is a stable, safe and reliable mini digital temperature humidity meter. With split type design, it is convenient to measure the temperature accurately in different environments. It is widely used in grain storage and transportation, material management, forestry and animal husbandry, healthcare, education, and home. The split type design is perfect for monitoring hard to reach places and small ventilation ducts.



Specifications	Range	Resolution	Accuracy
Temperature	-10°C~60°C/14°F~140°F	0.1°C/0.2°F	±1°C/±2°F
Humidity	0%RH~100%RH	0.1%RH	±5%

Features	
°C/°F	Data hold
MAX/MIN	Overload alarm
Backlight	Auto power off

Characteristics	
Standard accessories	Batteries, English manual
Power	1.5V battery (R03) x 3
Display	32 x 35mm
Product size	110 x 53 x 26mm
Product net weight	310g
Standard individual packing	Gift box, blister
Standard quantity per carton	20pcs
Standard carton measurement	480 x 300 x 360mm
Standard carton gross weight	6.7kg

UT343A

Coating Thickness Gauge

UT343A is used to measure the thickness of plated and coated sheets on ferrous/non-ferrous metal. It can measure coating thickness up to 1750μm. Applications include: manufacturing industry, metal-processing industry, chemical industry, commodity inspection, laboratory, workshop and outdoor.











UT343A

Specifications	Range
Measuring range	0~1750μm
Accuracy	±(3%H+1)μm
Measurement methods	Single/continuous
Measurement mode	MAX/MIN/AVG
Metal type	Ferrous/ non-ferrous

Features	
Display type	EBTN display
LCD brightness control	√
Rotatable screen	√
Unit conversion	μm/mil
Rotatable screen	√
LED alarm	√
Data storage	199 sets
Auto power off	√
Low battery indication	√

Characteristics	
Power	1.5V battery (LR03) x 2
Product color	Red and grey
Product net weight	About 111g
Product size	117mm x 53mm x 37mm
Standard accessories	Ferrous substrate, Non-ferrous substrate
Standard individual packing	Gift box, English manual

UT343D/UT343E

Coating Thickness Gauge

UT343D/UT343E coating thickness gauge can measure coating thickness on ferrous and non-ferrous materials. These device are designed with a unique quick test feature, which allows users to set thickness range and using a 3-color LED and audio alarm to quickly determine if coating being tested falls within the preset range, greatly increasing work efficiency.and the data can be analyzed through Bluetooth APP and PC software of mobile phones, can be widely used in manufacturing, metal processing, chemical industry, commodity inspection and other detection areas.

Features	
Auto rotatable scree	Conductive coating measurement (like chromium, zinc, tin)
Durable probe	Voice broadcast (UT343E only)
Automobile mode	Multiple measurement modes
Tri-color LED alarm	



UT343D UT343E

Specifications	UT343D	UT343E
Measurement range	0~1250μm	0~2000μm (0~78.7mil)
Accuracy	±(3%+1)μm	±(2%+2)μm
Resolution	0.1μm (0~99.9μm) 1μm (100~1250μm)	0.1μm (0~99.9μm) 1μm (100~2000μm)
Data storage	500 sets	3300 sets
Application	Measuring Non conductive coating of FE or NFE	Measuring Non conductive coating of FE or NFE and conductive coating of FE
Measurement method	Single/continuous	
Display screen	2''color TFT screen	
Metal type	Ferrous/non-ferrous	
PC software analysis	√	
Probe measuring force	0.3~1.5N	
Auto rotatable screen	√	
Unit conversion	μm/mil	
LED /Audio alarm	√	
Statistical measurement	Max/Min/Avg	
Matrix identification modes	Auto/manual	
Flashlight	√	
LCD brightness control	√	
Auto power off	5 minutes	
Low battery indication	√	
Bluetooth and App function		√
Power supply	1.5V AA battery x2	3.7V 1300mAh Lithium battery

Characteristics	
Standard accessories	Micro USB interface cable, calibration pieces, batteries, English manual
Power	3V battery (R03) x 2
Display	48 x 36mm
Product size	UT343D: 153.5 x 64.5 x 41mm; UT343E: 152 x 65 x 35mm
Product net weight	UT343D: 175g; UT343E: 180g
Standard individual packing	Gift Box, Carrying Bag, Manual
Standard quantity per carton	10pcs
Standard carton measurement	450 x 325 x 255mm
Standard carton gross weight	UT343D: 5.9kg; UT343E: 5.6kg

UT347A
Leeb Hardness Tester

UT347A Leeb HardnessTester features high accuracy, small size and easy operation. It supports thermal printing and is especially suitable for field hardness testing of large equipment such as roller turboshaft, pressure vessel and turbine set. It is widely used in petrochemical, electric power, automobile, shipbuilding, machinery manufacturing and other industries.





UT347A



Statistic



Multi Mode



Linec Mode



Histo Mode



Strength Mode



Features
6 hardness scales (HL, HB, HRC, HRB, HV, HS) for real-time measurement
7 optional impact devices
Automatic identification without calibration when replacing impact device
4 measurement modes: statistical, multi-unit, line chart, histogram
Camera: 640 x 480 pixels
Mobile phone Bluetooth APP and PC software analysis data
Support thermal printing
Automatic alarm when the upper and lower limits are exceeded
Tri-color LED indication and LED flashlight

Functions	Impact device type	Standard Richter block hardness value	Resolution	Error value	Indication repeatability	Instructions
Hardness measurement	D	790±40HLD 530±40HLD	1HLD	±6HLD ±10HLD	6HLD 10HLD	Standard hardness blocks: 1. Standard type-D Richter hardness blocks grade A, uniformity ±1HLD; 2. Standard type-G Richter hardness blocks, grade A, uniformity ±1HLG;
	DC	790±40HLDC 530±40HLDC	1HLDC	±6HLDC ±10HLDC	6HLDC 10HLDC	
	DL	894±40HLDL 736±40HLDL	1HLDL	±12HLDL	12HLDL	
	D+15	795±40HLD+15 544±40HLD+15	1HLD+15	±12HLD+15	12HLD+15	
	G	590±40HLG 500±40HLG	1HLG	±12HLG	12HLG	
	E	755±40HLE 508±40HLE	1HLE	±12HLE	12HLE	
	C	851±40HLC 590±40HLC	1HLC	±12HLC	12HLC	
Measuring range		170-960 HLD				
Display		2.8-inch 320 x 240 graphic dot matrix color TFT screen.				
Camera		Pixels: 640 x 480				
Material selection		Steel and cast steel, alloy tool steel, stainless steel, forged steel, cast aluminum alloy, copper zinc alloy, copper tin alloy, gray cast iron, nodular cast iron, pure copper				
Hardness scale		HL, HB, HRC, HRB, HV, HS				
Strength unit		σb (tensile strength)				
Impact direction		0°, 45°, 90°, 135° and 180°				
Measurement modes		Statistical, multi-unit, line chart, histogram				
Alarm		Red, green, yellow LED				
Statistical measurement		Max/Min/Avg				
Thermal printing		The width of thermal printing paper is 57mm				
Data storage		900groups				
Voice prompt		√				
Bluetooth APP function		√				
USB communication		√				
PC analysis software		√				
Low battery indication		√				
Auto power off		1/5/10/30 minutes or cancel				
External power source		Power adapter requirements: DC5V 2A Type-C connector				
Charging time		2~4h				
Operating temperature		0~40°C ≤80%RH				
Storage temperature		10~50°C ≤75%RH				
Drop test		1m				

Characteristics	
Standard accessories	Standard hardness block, USB cable, thermal printing paper
Power	3.7V 2500mAh lithium battery
Display	2.8-inch
Product size	95 x 198 x 70mm
Product net weight	5.5kg
Standard individual packing	Gift box, tool box, user manual
Standard quantity per carton	1pc
Standard carton measurement	450 x 170 x 370mm
Standard carton gross weight	6.0kg

UT352
Sound Level Meter

UT352 sound level meter can measure noise level and output results in dB. A or C weighted modes can be selected depending on the application. UT352 consume very little power and can continuously work up to 20 hours. They are suitable for industrial and environmental sound level measurements.


UT352

Specifications	Range	UT352
Range	30~130dB	
Accuracy	±1.5dB	
Frequency	31.5Hz~8000Hz	
Frequency weighting	A&C	
Sampling rate (Fast)	8 times/s	
Sampling rate (Slow)	1 time/s	
Data storage	63	
Analog outputs (AC)	0.707Vrms full scale; Output impedance: around 600Ω	
Analog outputs (DC)	2Vrms full scale; 10mV/dB; Output impedance: around 100Ω	

Features
Powered by batteries or external power source
Data hold
LCD backlight
A (ear)/C (machine) weighted modes
Auto power off (cancelable)
63 sets of data storage
AC/DC analog signal output
Simulated analog bar
Manual/auto range selectable
Analog bar graph: 30~130dB
Low battery indication: ≤4.8V
MAX/MIN
High/low alarm

Characteristics	
Standard accessories	Windscreen, leather box, English manual
Power	1.5V battery (LR6) x 4
Display	53 x 41mm
Product size	273 x 70 x 39mm
Product net weight	330g
Standard individual packing	Gift Box
Standard quantity per carton	10pcs
Standard carton measurement	670 x 415 x 120mm
Standard carton gross weight	7.3kg

UT353/UT353BT

Mini Sound Level Meters

CE UKCA

UT353/UT353BT mini digital sound level meters measure noise and display results on LCD. These meters can constantly monitor noise level. UT353BT can transfer measurement data through Bluetooth to UNI-T's custom mobile APP (iENV2.0) for further analysis, storage, and export. iENV2.0 can be downloaded from Google Play, Apple Store or UNI-T's website by searching 'iENV2.0'.

(UT353BT) iENV (UT353BT)





UT353BT

Specifications	UT353	UT353BT
Noise (A weighted)	30~130dB	30~130dB
Accuracy	±1.5dB	±1.5dB
Resolution	0.1dB	0.1dB
Sampling rate	Fast: 125ms; Slow: 1000ms	Fast: 125ms; Slow: 1000ms
Frequency range	31.5Hz~8kHz	31.5Hz~8kHz
Bluetooth APP		√

Features	
MAX/MIN	Data hold
LCD backlight	Auto power off
Low battery indication	Adjustable sampling rate
1/2 inch condenser microphone	Overload indication

Characteristics	
Standard accessories	Batteries, windscreen, English manual
Power	1.5V battery (R03) x 3
Display	32 x 26mm
Product size	150 x 52 x 27mm
Product net weight	116g
Standard individual packing	Blister
Standard quantity per carton	UT353: 40pcs; UT353BT: 20pcs
Standard carton measurement	UT353: 505 x 330 x 280mm; UT353BT: 367 x 262 x 290mm
Standard carton gross weight	UT353: 8.42kg; UT353BT: 4.2kg

UT360 SERIES
Anemometers

UT360 series anemometers can measure temperature, wind speed, and wind count. These meters can be used in energy saving, HVAC, fishing and other industries that use exhaust or ventilation systems.





UT362

Specifications	Range	UT361	UT362
Wind speed measurement	2m/s~10m/s	±(3%+0.5)	±(3%+0.5)
	10m/s~30m/s	±(3%+0.8)	±(3%+0.8)
Wind count measurement (CMM)	0.001~9999 x 100		
Wind count measurement (CFM)	0.001~9999 x 100		
Temperature measurement	0°C~40°C (32°F~104°F)	±3°C (±4°F)	±3°C (±4°F)
Display count		10000	10000
Data storage		2044	2044
USB interface			√

Features	
Selectable units	MAX/MIN mode
LCD backlight/data hold	Auto power off
Low battery indication: ≤7.2V	Auto record time setup
Wind speed display: Display "VEL"	Wind count display: Display "FLOW"

Characteristics	
Standard accessories	Battery, USB interface cable (UT362), English manual
Power	9V battery (6F22)
Display	57 x 37mm
Product size	162 x 78 x 30mm
Product net weight	375g
Standard individual packing	Gift box, carrying bag
Standard quantity per carton	10pcs
Standard carton measurement	460 x 335 x 210mm
Standard carton gross weight	6.8kg

UT363/UT363BT

Mini Anemometers

UT363/UT363BT are mini wind speed and temperature meters. UT363 and UT363BT can measure wind speeds up to 30m/s. UT363BT can transfer measurement data through Bluetooth to UNI-T's custom mobile APP (iENV2.0) for further analysis, storage, and export. iENV2.0 can be downloaded from Google Play, Apple Store or UNI-T's website by searching 'iENV2.0'.

(UT363BT) iENV (UT363BT)





UT363BT

Specifications	UT363	UT363BT
Wind speed	0~30m/s	0~30m/s
Wind speed accuracy	±(5%+0.5)	±(5%+0.5)
Wind speed resolution	0.1m/s	0.1m/s
Temperature	-10~50°C/14~122°F	-10~50°C/14~122°F
Temperature accuracy	±2°C/±4°F	±2°C/±4°F
Temperature resolution	0.1°C/0.2°F	0.1°C/0.2°F
Wind scale	Level 0~12	Level 0~12
Wind scale accuracy	±1	±1
Sampling rate	0.5s	0.5s
Bluetooth APP		√

Features	
MAX/AVG	Data hold
LCD backlight	Auto power off
Overload indication	Low battery indication

Characteristics	
Standard accessories	Batteries, English manual
Power	1.5V battery (R03) x 3
Display	32 x 26mm
Product size	160 x 50 x 28mm
Product net weight	118g
Standard individual packing	Blister
Standard quantity per carton	UT363: 40pcs; UT363BT: 20pcs
Standard carton measurement	UT363: 505 x 330 x 280mm; UT363BT: 332 x 262 x 290mm
Standard carton gross weight	UT363: 8.42kg; UT363BT: 4.2kg

UT363S
Digital Anemometer



UT363S

UT363S is a stable, safe and reliable split-type anemometer, featuringquick detection, low consumption and high accuracy. It can be widelyused in mining, electrical, iron and steel, petrochemical, energy-saving, navigation, fan manufacturing, exhaust ventilation, sporting and more sectors.



Specifications	Range	Accuracy
Wind speed	0.4~30m/s	±(5%+0.5m/s)
	1.4~108km/h	±(5%+1.5km/h)
	78~5905ft/min	±(5%+100ft/min)
	0.7~58knots	±(5%+1knots)
	0.8~67mph	±(5%+1mph)
Temperature	-10~50°C/14~122°F	±2°C/±4°F
Wind scale	0~12	±1
Sampling rate	0.5s	
Units	m/s, km/h, ft/min, knots, mph, °C/°F	
Working temperature	0°C~40°C	

Features	
Overload indication	Auto range/auto power off
Low battery indication	Data hold
MAX/MIN/AVG	Backlight

Characteristics	
Standard accessories	Batteries, English manual
Power	1.5V battery (R03) x 3
Display	35 x 32mm
Product size	120 x 53 x 43mm
Product net weight	365g
Standard individual packing	Gift box, blister
Standard quantity per carton	20pcs
Standard carton measurement	550 x 295 x 350mm
Standard carton gross weight	7.2kg

UT366A

Digital Manometer

UT366A is an instrument for measuring gauge pressure and differential pressure. UT366A can measure P1/P2 pressure independently with LED indication. It can be widely used in industrial manufacturing, HVAC, plumbing and other industries. Combined with an optional pitot tube, UT366A can also measure wind speed.

Specifications	UT366A
Measurement range	Resolution
0.00~±15.00 kPa	0.01 kPa
0.0~±150.0 mbar	0.1 mbar
0.000~±0.150 bar	0.001 bar
0.000~±2.175 psi	0.001 psi
0.0~±112.5 mmHg	0.1 mmHg
0.00~±60.29 inH_2O	0.01 inH_2O
0.000~±4.429 inHg	0.001 inHg
0.00~±34.80 $ozin^2$	0.01 $ozin^2$
0.000~±0.152 $kgcm^2$	0.001 $kgcm^2$
0.000~±5.026 ftH_2O	0.001 ftH_2O
0.0~±1531 mmH_2O	1mmH_2O
0.0~±150.0 hPa	0.1 hPa
0.0~19999.9 m/s	0.1 m/s
0~199999 fpm	1 fpm
Accuracy	±0.5% FS@25°C
Unit conversion	kPa, mbar, bar, psi, mmHg, inH_2O, inHg, $ozin^2$, $kgcm^2$, ftH_2O, mmH_2O, hPa, m/s (fpm)
Auto power off	5 Minutes
Low battery indication	Support
LCD Type	FSTN
Backlight	White
Drop test	1m
LED Indication	positive pressure: green light
	negative pressure: red light
Operating temperature/humidity	0~50°C ≤85%RH
storage temperature/humidity	-10~60°C ≤75%RH

Characteristics	
Standard accessories	Battery, Hose, Carrying Bag, magnetic hook
Power	3 x 1.5V (AAA)
Display	31 x 32mm
Product size	53 x 30 x 137.8mm
Standard individual packing	Gift Box, Carrying Bag, Manual
Standard quantity per carton	10pcs



UT366A





UT370 SERIES
Tachometers



UT372

UT370 series non-contact tachometers measure rotating speed of shaft or disk with a point laser and reflective tape (on the object being measured). These meters can output RPM or count readouts without interfering with the equipment in operation.



Specifications	Range	UT371	UT372
RPM range	10RPM~99999RPM	±0.03	±0.03
Counts	0~99999 Max. input frequency: 10kHz; bandwidth: 5%	√	√
Target distance	50mm~200mm	√	√
Display count	100000	√	√
USB interface			√

Features	
Data hold	Low battery indication
Auto power off	MAX/MIN/AVG mode

Characteristics	
Standard accessories	Reflective tape, English manual
Power	1.5V battery (LR6) x 4
Display	53 x 41mm
Product size	184 x 56 x 34mm
Product net weight	100g
Standard individual packing	Blister
Standard quantity per carton	10pcs
Standard carton measurement	425 x 295 x 180mm
Standard carton gross weight	3.5kg

UT372D

2 in 1 Tachometer

iENV

UT372D is a reliable and safe tachometer, which combines contact and non-contact measurement modes. It is mainly used to measure Revolutions Per Minute (RPM), frequency, surface velocity and length in the fields of motors, fans, automobiles, etc.



Shaft contact (internal cone)



Shaft contact (cone)



6 inches wheel



0.1m wheel



UT372D

Specifications		Range
Non-contact (optical) measurement	Rotational velocity (RPM)	1-99,999
	Frequency (HZ)	1-1,666
	Count	1-99,999
Contact measurement	Rotational velocity (RPM)	1-19,999
	Frequency (HZ)	1-333
	Surface velocity	0.1m wheel: 0.1-1,999m/min, 0.4-6,550ft/min, 4-78,700in/min 6''wheel: 0.15-1,524m/min, 0.5-5,000ft/min, 6-60,000in/min
	Length	0-99999 (m/ft/in)
Accuracy	±0.02% ±1 digit	
Measurement modes	Contact RPM/Non-contact (optical) RPM Count /Frequency /Surface velocity/Length	
Contact measurement unit	m/min, ft/min, in/min, m, ft, in	
Length unit	m, foot, inch	
Statistical measurement	Max/Min/Last reading/Average	
Data storage	10 groups	
Screen	FSTN, backlight, rotatable	
Operating temperature/humidity	0°C~50°C; ≤80%RH	
Storage temperature	-20°C~60°C	
Drop test	1m	
Auto power off	√	
Measurement button	2	

Characteristics	
Power	3 x AAA batteries
Display	36 x 49mm
Product size	176 x 63 x 38mm







UT373
Mini Tachometer



UT373

UT373 is a reliable digital non-contact tachometer used to measure rotation speed of motors and other machines. This device is able to display results in RPM or revolution count. UT373 is able to safely measure rotational objects through a non-intrusive method.



Specifications	Range	Resolution	Accuracy
RPM measurement	10~99999RPM	0.1	±(0.04%+2)
Counting measurement	0~99999 counts	1	±1
Refresh rate	1s to 7s (>120rpm for 1s)		
Sensor type	Photodiode and laser tube		
Target distance	50mm~200mm		
Measuring angle	±30° from perpendicular		
Drop proof	1m		

Features	
Auto range	Data hold
Auto power off	MAX/MIN
Low battery indication	Overload indication
Laser-on indication	LCD backlight

Characteristics	
Standard accessories	Batteries, reflective tape, English manual
Power	1.5V battery (R03) x 3
Display	5-digit segment code; 99999 max display
Product size	120 x 53 x 28.5mm
Product net weight	85g (excluding battery)
Standard individual packing	Gift box
Standard quantity per carton	20pcs
Standard carton measurement	272 x 225 x 220mm
Standard carton gross weight	3kg

UT377A

Mini Wood Moisture Meter

CE UKCA



UT377A

UT377A is a digital meter designed to measure the moisture content of wood, paper, plywood, and other wooden materials. This device classifies wood into four categories based on material density, and applies temperature compensation algorithm to ensure measurement accuracy. UT377A's miniature design, low power consumption, and high precision all make this a great product choice for measuring wood moisture content.



Specifications	Range	Resolution	Accuracy
Wood moisture	2~40%	0.1%	±2%
Refresh rate	2 times/s		
Operating temperature	0°C~40°C		

Features	
Auto range	MAX/MIN
Auto power off	Wood categories
Low battery indication	Backlight
Data hold	Ambient temperature correction

Characteristics	
Standard accessories	Batteries, English manual
Power	1.5V battery (R03) x 3
Display	35 x 32mm
Product size	135 x 53 x 28mm
Product net weight	130g
Standard individual packing	Gift box
Standard quantity per carton	20pcs
Standard carton measurement	272 x 225 x 215mm
Standard carton gross weight	3.5kg

UT383/UT383BT
Mini Light Meters

UT383/UT383BT can effectively measure light intensity and display results in units of Lux or Fc. UT383BT can transfer measurement data through Bluetooth to UNI-T's custom mobile APP (iENV2.0) for further analysis, storage, and export. iENV2.0 can be downloaded from Google Play, Apple Store, or UNI-T's website by searching 'iENV2.0'.

(UT383BT) iENV (UT383BT)





UT383BT

Specifications	UT383	UT383BT
Illuminance measurement (Lux)	0~199,900Lux	0~199,900Lux
Illuminance measurement (Fc)	0~18,500Fc	0~18,500Fc
Accuracy	0~9999Lux	±(4%rdg+8dgts)
	≥10000Lux	±(5%rdg+10dgts)
Resolution	1Lux (0~9999Lux)	
	10Lux (≥10,000Lux)	
	100Lux (≥100,000Lux)	
	1Fc (0~9999Fc); FC=Lux/10.76	
	10Fc (≥10,000Fc); FC=Lux/10.76	
Sampling time	0.5s	
Bluetooth APP		√
Tripod mounting hole		√

Features	
MAX/MIN	Data hold
LCD backlight	Auto power off
Overload indication	Low battery indication

Characteristics	
Standard accessories	Batteries, English manual
Power	1.5V battery (R03) x 3
Display	32 x 26mm
Product size	160 x 50 x 28mm
Product net weight	118g
Standard individual packing	Blister
Standard quantity per carton	UT383: 40pcs; UT383BT: 20pcs
Standard carton measurement	UT383: 505 x 330 x 280mm; UT383BT: 332 x 262 x 290mm
Standard carton gross weight	UT383: 8.42kg; UT383BT: 4.2kg

UT383S

Digital Light Meter



Applications:
Pubic settings,
light manufacturing,
photo studios,
interior renovation,
construction,
greenhouses.

Specifications	Range	Resolution	Accuracy
Illuminance	0~199,900Lux	1Lux (0~9999Lux)	±(4%+8)
		10Lux (≥10,000Lux)	±(5%+10)
		100Lux (≥100,000Lux)	±(5%+10)
		0.1Fc (0~999.9Fc)	±(4%+8)
		1Fc (≥1000Fc)	±(5%+10)
		10Fc (≥10,000Fc)	±(5%+10)

Features	
Split probe	Sampling time: 0.5s
Auto range	Lux/Fc selectable
Max/Min	Overload indication (LO/HI)
Data hold	Backlight
Auto power off	Low battery indication

Characteristics	
Standard accessories	Batteries, English manual
Power	1.5V battery (R03) x 3
Display	35 x 32mm
Product size	110 x 53 x 26mm
Product net weight	300g
Standard individual packing	Blister, gift box
Standard quantity per carton	20pcs
Standard carton measurement	560 x 300 x 335mm
Standard carton gross weight	6.9kg

UT334A
Radiation Dose Tester

UT334A is a handheld Radiation Dose Tester with high sensitive GM counter sensor, combined Beta(β), Gamma(γ), and X-ray radiation detection, it is widely used in home decoration, radiation processing enterprise, health and epidemic prevention, radiation therapy, nuclear laboratory, nuclear power plant, import and export inspection, building materials, petrochemical, geological survey, scrap steel, industrial nondestructive testing and other environments existing ionizing radiation, personal radiation dose supervision and protection occasions.

Data storage (10 groups) | **Portable** | **Audible and visual alarms** | **Li-ion battery**







UT334A

Features	
TFT 2.0'' color screen	High sensitive GM counter tube
Two Monitoring Mode	Combined Beta(β), Gamma(γ), and X-ray radiation
Data Logger	Real-time, Average, and Cumulative dose display
Portable device	Audio and visual alarms

Specifications	Range
Detected rays	X, β and γ rays
Sensor	GM counter tube
Range	0.05uSv-50mSv
Accuracy	-17%~+25% based on ^{137}CSγ
Charging interface	Type-C
Alarm response time	t_d: <10s
Alarm threshold accuracy	-17%~+25%
Alarm modes	Audible and visual alarms
Battery	3.7V Li-ion 1800mAh
Battery duration	About 20 days (continuous measurement, particle sound off)

General Characteristics	
Product color	Red and grey
Product net weight	127g
Product size	120 x 65 x 25mm
Standard accessories	USB cable
Standard individual packing	Gift box, Manual, Carrying bag, Hand strap
Standard quantity per carton	10pcs
Gross weight (one carton)	3.7kg

UT345A

Ultrasonic Thickness Gauge

This product is an intelligent ultrasonic thickness gauge that adopts the latest high performance and low power consumption microprocessor technology. Based on the principle of ultrasonic measurement, it can measure the thickness and sound velocity of metal and other materials. It can detect the thinning of pipes and pressure vessels after corrosion, and can make accurate measurements of plates and machined parts. The gauge can be widely used in petroleum, chemical, metallurgy, shipbuilding, aviation, aerospace and other fields.





UT345A

Features	
3.7V 2000mAh lithium battery	Auto calibration
300 groups of data storage	High sensitive probe
Buzzer alarm	Multiple materials selection

Specifications	Range
Display	2.4" LCD
Measurement range	1.00~300.00mm
Sound velocity range	(1000~9999) m/s
Unit	mm/in
Accuracy	H<10mm, ±0.1mm; H≥10mm, ±(1%H+0.1)mm
Lower limit of pipe measurement	Φ20×3mm (steel)
Data storage	300 groups, including material, sound velocity, unit, measured value, MAX, MIN and AVG of each group
Main functions	Single measurement, continuous measurement, alarm, sound velocity measurement, auto calibration
Charging specification	DC 5V 1A, Type-C interface
Operating time (full battery)	About 16h
Operating temperature and humidity	0°C~40°C 10%RH~80%RH
Storage temperature and humidity	-10°C~50°C 10%RH~70%RH

General Characteristics	
Battery	Built-in lithium battery (3.7V 2000mAh)
Product net weight	175g
Product size	140 x 66 x 28.5mm
Standard accessories	Type-C charging cable, Probe
Standard individual packing	Gift box, English manual, Cloth case
Standard quantity per carton	5pcs
Gross weight (one carton)	3.09kg

UT345C
LPG Tank Level Checker

UT345C is a portable LPG tank level checker adopting ultrasonic detection technology. This product can quickly determine how much gas is left in the tank by LED indication. It is easy to use, accurate and reliable.



Features
Pen-like design, compact and portable
Simple determination without additional accessories required
Red and green LED indication
Easy to measure
Come with a flashlight

Specifications	Instructions
Language	**EN, FR, DE, IT, ES, SV, PL, CZ**
Applicable gas tanks/bottles	Steel and aluminum standard propane or butane LPG (liquefied petroleum gas) storage tanks with 8-14 inches (approx. 200-350mm) in diameter
LED indication	Green: Liquid detected at this level Red: No liquid Green and red keep flashing: Measuring
Sound indication	√
Measurement method	Press the probe 90 degrees vertically at different positions of the bottle to measure and then check the LED color
Operating temperature/humidity	-15~40°C ≤85%RH
Storage temperature	-10~60°C ≤75%RH
Drop test	0.5m

General Characteristics	
Power	AAA battery x2
Product color	Red and grey
Product size	31.5 x 27 x 143mm

A12T/A13T

Temperature Humidity Meters

A12T/A13T measures real-time temperature and humidity and displays readings on a large screen. It can be used for both indoor and outdoor measurements. A12T/A13T has alarm clock, 12/24 clock mode, hanging hole, and wall or table mount stand.

Applications: Offices, hotels, schools, factories, meeting rooms, pharmacies, warehouses, restaurants, greenhouses, nurseries, gardens, homes, shopping malls, museums, animal husbandry, and more.



A12T



A13T

Specifications	A12T	A13T
Temperature range (°C)	-10°C~50°C	
Temperature accuracy	±1°C (0~40°C)	
Humidity range	10%~99%RH	20%~95%RH
Humidity accuracy	±5%RH (40%~80%RH)	
°C/°F selection		√
Sampling time	10s	10s
MAX/MIN	√	
Alarm clock/time display	√	√
Date/calendar		√
12/24 hour modes	√	√
Comfort level	√	
External probe	√	

Characteristics	
Standard accessories	Batteries, English manual
Power	1.5V battery (R03) x 1
Display	92.5 x 60mm
Product size	130 x 22 x 78mm
Product net weight	110g
Standard individual packing	Gift box
Standard quantity per carton	80pcs
Standard carton measurement	400 x 330 x 290mm
Standard carton gross weight	12.2kg









A25 SERIES
PM2.5 Meters

A25 series air quality meters are used to measure PM2.5 concentration. A25 series can be used in homes, offices, hotels, schools, factories, hospitals, restaurants, and other public places.

Features
Precise PM2.5 concentration based on pre-calibrated sensors
Temperature measurement (°C/°F)
Humidity measurement (A25D)
Emoticon display
LCD backlight and red backlight alarm
Battery status, auto power off





A25M



A25D

Specifications	Range	A25M	A25D
PM2.5 (ug/m³)	0~100	±(10ug/m³+10dgts)	±(10ug/m³+10dgts)
	101~400	±(10%+30dgts)	±(10%+30dgts)
	401~500	±(10%+50dgts)	±(10%+50dgts)
Formaldehyde (mg/m³)	0~2		
Temperature	-10°C~50°C	For reference only	±1°C
Humidity	5%~99%RH		±5%RH@30%~80%RH ±8%RH@<30%RH, >80%RH

Characteristics	
Standard accessories	1m micro USB cable, wall mount (A25M), English manual
Power	A25M: 520mAh Li-ion battery; A25D: 1500mAh Li-ion battery
Display	A25M: 35 x 35mm; A25D: 42 x 65mm
Product size	A25M: 64 x 60 x 28mm; A25D: 75 x 55 x 130mm
Product net weight	A25M: 85g; A25D: 230g
Standard individual packing	Gift box
Standard quantity per carton	A25M: 20pcs; A25D: 5pcs
Standard carton measurement	A25M: 325 x 215 x 210mm; A25D: 360 x 185 x 140mm
Standard carton gross weight	A25M: 4.5kg; A25D: 2.35kg

A37

CO_2 Meter

A37 is used to detect CO_2 concentration in different environments. The LCD displays CO_2 concentration, temperature, humidity, and date/time together. Air quality is indicated with emoticons. When CO_2 concentration gets too high, audio and visual alarm will go off.





A37

Specifications	Range	Resolution	Accuracy
Carbon dioxide	400ppm~5000ppm	1ppm	±(5% + 50ppm)
Temperature	-10°C~50°C	0.1°C	±1°C
Relative humidity	0%RH~99%RH	1%RH	±5%RH (10%RH~90%RH) at 25°C
ABC	Automatic baseline correction		
Sensor type	NDIR		
Operating temperature	0°C~50°C, 0%RH~85%RH		
Storage temperature	-20°C~60°C, 0%RH~95%RH		

Features	
Audible and visual alarm	Low battery indication
3.7V Li-ion battery	Auto power off
Date/time	Backlight

Characteristics	
Standard accessories	Micro USB cable, English manual
Power	3.7V DC Li-ion battery/ Micro USB charging port
Display	42 x 65mm
Product size	75 x 55 x 130mm
Product net weight	195g
Standard individual packing	Gift box
Standard quantity per carton	5pcs
Standard carton measurement	360 x 185 x 140mm
Standard carton gross weight	2.35kg

A63

2 in1 Food Thermometer

A63 is a 2 in 1 food thermometer combines with infrared sensor and collapsible probe, The infrared mode can quickly scan the surface temperature of objects and the probe mode is used for measuring the internal temperature of food accurately. This product is suitable for food processing, food transport and storage, catering industry and other scenarios.



- HACCP inspection
- Collapsible probe
- The screen can be flipped 180°
- 1m drop proof
- IP rating
- Temperature difference

Specifications			
Temperature measurement	Range	IR	-40°C~300°C (-40°F~572°F)
		Probe	-50°C~300°C (-58.0°F~572°F)
	Accuracy	IR	-40°C≤ t ≤0°C: ±(1.5+0.1×|t|)°C 0°C< t ≤300°C: ±1.5°C or ±0.015×t°C (whichever is greater)
		Probe	-50°C≤ t <-30°C: ±1.0°C -30°C≤ t ≤100°C: ±0.5°C 100°C< t ≤300°C: ±0.01×t°C
Distance ratio (D:S)	8:1		
Emissivity	0.95		
Spectral response	5μm~14μm		
Repeatability	1°C (2°F) or 1% (whichever is greater)		
Display resolution	0.1°C (0.1°F)		
Unit conversion	°C/°F		
Auto power off	√		
Low battery indication	√		
Data hold	√		
Laser point	Single laser, output <1 mW, class II, Wavelength: 650±20nm Comply with EN 60825-1:2014 laser safety standard		
Battery	AAA alkaline battery x 2		
Continuous operating time	>80h		
LCD type	FSTN		

Characteristics	
Standard accessories	Batteries
Power	AAA alkaline battery x 2
Display	33 x 39mm
Product size	178 x 55 x 27.5mm
Product net weight	180g
Standard individual packing	Blister, color card, user manual
Standard quantity per carton	10pcs


Food processing industry


Catering industry


Family or supermarket


Food transoprt and storage

A61
Digital Thermometer

A61 is an IP65 rated thermometer with FDA certified stainless steel probe. It is equipped with a protective shell to prevent accidental skin puncture and burning. With its portable pen-like design, clear backlight display, and auto power off functions, A61 is a useful temperature measurement tool for cooking, refrigeration, heating, food processing and other applications.



- LED alarm
- Data hold
- Pen-type design
- MAX/MIN/ Real-time
- IP65
- Unit conversion

Specifications	Range
Measurement range	-40°C~250°C (-40°F~482°F)
Accuracy	±1°C (-20°C≤T<100°C); ±2°C (T≤20°C; T≥100°C) ±2°F (-4°F≤T<212°F); ±4°F (T≤4°F; T≥212°F)
Minimum measuring depth	12mm
Sensor	NTC
Stabilization time	20s
Resolution	0.1°C (0.1°F)
Battery duration	12h
Operating temperature	0°C~40°C (32°C~104°C)
Storage temperature	-20°C~60°C (-4°C~140°C)
Operating humidity	<RH80% (Non condensable)

Characteristics	
Standard accessories	Battery, English manual
Power	3V battery (CR1632)
Display	26.6 x 10.6mm
Product size	190 x 29.5 x 15.5mm
Product net weight	50.8g
Standard individual packing	Blister
Standard quantity per carton	40pcs
Standard carton measurement	520 x 210 x 280mm
Standard carton gross weight	5kg

LAYOUT AND MEASUREMENT TOOLS

From home DIY projects to utility project layouts, UNI-T's layout and measurement tools can help to accurately measure distance (laser distance meter), project horizontal/vertical levels (laser levels), and detect objects behind walls during construction (wall scanners).



LM40MI/LM50MI/LM60MI NEW!

Mini Laser Distance Meters

Mini Laser Distance meter is a multiple meter for distance, area and volume measurement with compact and portable design which mainly used in building, designing and engineering monitoring, etc.



Features	
High accuracy (mm)	Multiple measurement functions
Compact and portable design	Long battery life

Models	LM40Mi	LM50Mi	LM60Mi
Measurement range	0.05~40m	0.05~50m	0.05~60m
Precision	±(2mm+d ×1/10000)		
Continuous measurement	√		
Metope area measurement	√		
Area/Volume measurement	√		
Perimeter measurement	√		
Pythagorean measurement	√		
Min/Max	√		
Laser level	CLASS II		
Laser type	630-670nm, <1mW		
Automatically cut off laser	20s (single measurement)		
Auto power off	150s		
Charging specification	DC5V 0.35A		
Measurement times in full charge	8000 times for single measurement		
Storage temperature	-20˚C~60˚C		

General Characterisitics	
Power	3.7V 370mAh lithium battery
Product size	86.5 x 36.5 x 19.5mm
Product weight	75g

NEW! LM570R/LM585R SERIES
Laser Levels

These laser levelers are equipped with red LD laser,which allows for fast, accurate layout of reference points and lines.They are ideal tools for stair laying,furniture installation, electrical and residential construction.







LM573R



LM575R



LM576R



LM585R

Features	
Laser high-brightness display	360°emission angle
Self-leveling and manual mode	Pendulum lock
Laser diagonals	Wireless remote control
Type-C interface	Buzzer + laser line flashes

Models	LM573R	LM575R	LM576R	LM585R
Language	**EN, FR, DE, IT, ES, SV, PL, CZ**			
Laser tube	SHARP LD			
Laser type	Red, high brightness			
Laser lines	12 lines	12 lines	16 lines	8 lines
Laser wavelength	635nm±10nm			
Laser class	CLASS II			
Horizontal accuracy	≤±3mm/10m			
Vertical accuracy	≤±3mm/10m			
Brightness adjustment	3 scales adjustable			
Laser linewidth	≤5mm±1/10m (indoor lighting: 80~100lux)			
Emission angle	360°	360°	360°	Horizontal: 360°, vertical: 120°
Leveling range	±(3±1)°			
Minimum distance to wall/ground	10mm	Wall: 10mm, ground: 15mm	Wall: 10mm, ground: 15mm	20mm
Battery life	>30h			
Operating range	In the highest brightness, radius>30m			
Leveling modes	Magnetic damping, heavy hammer			
Alarm modes	Buzzer + laser line flashes			
Diagonal mode	√			
Product size	130 x 87 x 120mm	135 x 87 x 130mm	135 x 87 x 150mm	85 x 75 x 115mm
Operating temperature	-10~50°C			
Power supply	3.7V 6000mAh			

Characteristics	
Standard accessories	Laser level, 6000mAh battery pack, Type-C cable, user manual, wall-mounted bracket + iron plate (not LM585R), remote control (not LM585R), lifting table (only LM585R), tripod base (only LM585R)
Power	3.7V 6000mAh
Standard quantity per carton	4
Standard individual packing	Gift box

LM570LD/585LD SERIES

Laser Levels

(LM570LD-II/575LD only)

These laser levelers are equipped with red and green LD laser, suitable for large or bright work places. Its applications include: horizontal, vertical, cross line projection for decoration, building construction, home decoration, renovation, furniture installation, flooring, and project layout.





LM312 wall mount
LM312 is suitable for LM573LD-II/575LD/576LD only.



LM576LD

Specifications	LM570R-I	LM570LD-II	LM573LD-II	LM575LD	LM576LD	LM585LD
Laser type	Red	Osram green LD	Osram green LD	Osram green LD	Osram green LD	Osram green LD
Laser lines	1V1H	2 lines	3D 12 lines	3D 12 lines	3D 16 lines	8 lines
Operating distance	15m-30m	10m	40m	40m	30m	30m
Laser accuracy	±3mm/10m	±3mm/10m	±3mm/10m	±3mm/10m	±3mm/10m	±3mm/10m
Outdoor pulse mode			√	√	√	√
Remote control			√	√	√	√
Self-leveling range	3°±1°	3°±1°	±3°	±3°	±3°	±3°
Self-leveling time	≤3s	3s	<3s	<3s	<3s	<3s
Working hours	>12h (All lasers on)	4h	>6h	>6h	>4h	>4h
Laser wavelength	635nm	520nm	520nm	520nm	520nm	520nm
Laser class	2					

Features	
Osram LD green laser	Self-leveling mode & manual mode
Outdoor pulse mode	5200mAh Li-ion battery
Type-C DC-in port	includes wall mount (LM573LD-II/575LD/576LD)

Characteristics	
Standard accessories	USB cable, adapter, English manual, Carrying bag (LM570R-I)
Power	LM570R-I: 2 x AA (LR6); LM570LD-II: 1.5V battery x 2 (LR6); LM573LD-II/LM575LD/LM576LD/LM585LD: 3.7V Li-ion battery 5200mAh
Product size	LM570R-I: 59 x 28 x 137mm; LM570LD-II: 85.5 x 62 x 90.3mm; LM573LD-II: 119 x 89 x 138mm; LM575LD/LM576LD: 138 x 89 x 147mm; LM585LD: 138 x 89 x 136mm
Product net weight	LM570R-I: 170g; LM570LD-II: 240g; LM573LD-II/LM575LD: 694g; LM576LD: 653g; LM585LD: 591g
Standard individual packing	Gift box, tool box, English manual (LM570R-I)
Standard quantity per carton	LM570R-I: 20pcs; LM570LD-II: 20pcs; LM573LD-II/LM575LD/LM576LD/LM585LD: 4pcs
Standard carton measurement	LM570R-I: 520 x 295 x 415mm; LM570LD-II: 420 x 320 x 350mm; LM573LD-II/LM575LD/LM576LD/LM585LD: 620 x 355 x 325mm
Standard carton gross weight	LM570R-I: 9.8kg; LM570LD-II: 10.71kg; LM573LD-II/LM575LD/LM576LD: 10.63kg; LM585LD: 10.22kg

LM T SERIES/LM320A/LM320B

Laser Tapes/Angle Meters

LM40T&60T is a 2-in-1 laser tape designed and laser distance measurements. It is widely used in home decoration, engineering, construction, and other industries.

Features
Auto power off
Power indication
Single measurement
Continuous measurement



LM40T



LM60T

Specifications	LM40T	LM60T
Display type	LCD	EBTN
LCD size (inch)	1.2	1.2
Range (m)	40m; tape: 5m	60m laser; 5m tape
Measurement basis	Rear	Front/rear
Data storage		20 sets
Single measurement	√	√
Continuous measurement	√	√
Max/Min/Area		√
Volume		√
Pythagoras		√
USB charging		√
Measurement unit	m/ft	m / ft / in / ' "
Accuracy	±2mm	±2mm
Battery type	2XAAA 1.5V	350mAh

Model	LM320A	LM320B
Certifications	**CE, UKCA**	
Measurement range	4 x 90°	
Accuracy	± 0.2°	
Resolution	0.01°	
Display type	EBTN-LCD	
Laser indication		dual laser
Charging	USB Type C	
Operating time	2h	
Magnet base	two sides	four sides
Auto power off	√	
Relative / Absolute measurement	√	
Low battery indication	√	



LM320B





LM A SERIES

Laser Distance Meters

The newly designed LM series laser distance meters can measure distance with a 1mm precision. LM series can also measure area, volume, addition, Pythagoras, and more. It can also store 99 groups data. These meters can be used in interior/exterior design, construction, factory supervision, engineering inspection, traffic accident evidence gathering, real estate development, fire assessment, and more.



LM50A



LM120A

Specifications	LM50A	LM70A	LM100A	LM120A
Display size	2.0-inches			
Range	50m	70m	100m	120m
Display type	LCD			
Min. display unit	0.001m			
Measurement units	m/ft/in			
Measurement basis	front/rear			
Accuracy	±(2mm+5 x 10^{-5} D)			
Laser class	2			
Laser type	630~670nm, <1mW			
Features				
Single measurement	√			
Continuous measurement	√			
Max/Min/Area	√			
Volume	√			
Pythagoras	√			
Add/Subtract	√			
Self calibration	√			
Horizontal bubble	√			
Data storage	99 groups			
Auto power off	3 minutes without operation			
Auto laser off	30s without operation			
Storage temperature	-20°C~60°C			
Operating temperature	0°C~40°C			

General Characterisitics	
Power	1.5V battery (LR03) x 2
Product color	Red and grey
Product size	122mm x 52mm x 29.5mm
Standard accessories	Carrying bag
Standard individual packing	Gift box, English manual
Standard quantity per carton	40pcs
Standard carton measurement	470 x 340 x 360mm

(UT387A/C/D) (UT387C/D only)

UT387 SERIES
Wall Scanners

UT387 series wall scanners are great tools designed for construction and home improvement sector. These scanners can pick up hidden objects behinds walls, such as metals, live electrical wires and wood. They are widely used for interior finish, renovation, furniture installation, flooring, pipe installation and buiding construction.


UT387A


UT387C



UT387D

Specifications	UT387A	UT387C	UT387D
Ferrous metals	StudScan: 19mm ThickScan: 28.5mm	76mm	40mm
Non-ferrous metals	StudScan: 19mm ThickScan: 28.5mm	38mm	80mm
AC electric wire depth	StudScan: 19mm ThickScan: 28.5mm	50mm	40mm
Wood	StudScan: 19mm ThickScan: 28.5mm	StudScan:19mm ThickScan: 28.5mm	38mm
Buzzer indication	√	√	√
Auto power off	√	√	√
LED alarm	√	√	
Low battery indication	√	√	√
Error calibration alarm	√	√	

Features
Auto power off
Low battery indication
Buzzer indication

Characteristics	
Power	UT387C: 9V battery (6F22); UT387D: 3.7V 300mAh Li-ion
Product size	UT387C: 170 x 70.5 x 38.9mm; UT387D: 135 x 60 x 25mm
Product net weight	UT387C: 247g; UT387D: 112g
Standard quantity per carton	20pcs
Standard carton measurement	UT387C: 560 x 345 x 240mm; UT387D:395 x 295 x 230mm
Standard carton gross weight	UT387C: 6.7kg; UT387D:5.3kg

UT387 SERIES

Wall Scanners

The new UT387 series wall scanners used to detect a variety of objects behind the wall, designed with multiple measurement modes and additional functions to conveniently measure distance and wood moisture. It is widely used in home renovation, home improvement, and DIY projects.

- 2.4 inch color screen
- voice broadcast
- Li-on battery
- Auto power off
- Multiple measurement modes



UT387E



UT387LM



UT387S

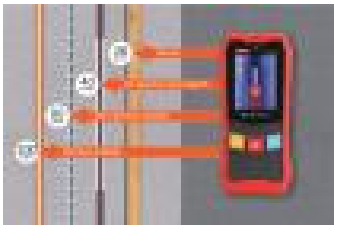





Specifications	UT387E	UT387LM	UT387S
Ferrous metals	100mm		
Non-ferrous metals	80mm		
Wood	38mm		
AC electric wire depth	40mm		
Laser distance	NA	40m	40m
Wood moisture (%)	NA	NA	6%~40%

Characteristics	
Product color	Red and Gray
Standard quantity per carton	20
Standard carton measurement	360 x 270 x 235mm

LM SERIES
Laser Rangefinders

UNI-T's LM series laser rangefinders enable accurate measurement of height, distance, and angle. The new speed measurement function adopts low power pulsed laser that is safe for the eyes. LM series laser rangefinders are perfect tools for a wide variety of applications such as engineering surveying, building construction, navigation, golf, and hunting.

- Distance: 5~1500yd
- HD coating
- Skidproof
- Angle: ±45℃
- 6X optical zoom telescope
- Height: 0~600yd
- Speed: 0~300km/h (0~186mi/h)
- Built-in Li-ion battery



Specifications	LM600	LM1000	LM1500
Distance range	5~600yd	5~1000yd	5~1500yd
Height	250yd	450yd	600yd
Accuracy	±1yd ± D x 0.2%		
Magnification	7X		
Lens diameter	25mm		
Height error	±0.5yd		
Velocity range	0-300km/h (reference only)		
Angle	±45°		
Angle error	±1°		
Pulse laser	Harmless to eyes		
Silent operation	Auto power off system		
Fast distance measurement	√		
LCD display	√		
Tripod mounting hole	√		

Characteristics	
Standard accessories	Carrying bag, hanging cord, USB interface cable, English manual
Power	3.7V Li-ion battery 1500mAh
Product size	114 x 76 x 48mm
Product net weight	230g
Standard individual packing	Gift box
Standard quantity per carton	6pcs
Standard carton measurement	350 x 315 x 112mm
Standard carton gross weight	LM600: 2.6kg; LM1000/LM1500: 2.94kg

LM600A SERIES

Laser Rangefinders

LM series Rangefinder have 2.0 inch external display screen, they have flagpole lock, golf trajectory compensation, distance/angle/height/speed/Area/Volume measurement and vibration hint functions. It can be used in golf, power equipment installation, highway, municipal engineering, forestry survey and design, construction, network planning and communication maintenance.



750mAh Lithium battery

High precision

Vibration hint

Golf mode

Flagpole lock mode

6X 6 x optical

Specifications	LM600A	LM800A	LM1000A	LM1200A	LM1500A
Distance range	3~600m	3~800m	3~1000m	3~1200m	3~1500m
Accuracy	±1m ± range x 0.2%				
Magnification	6X				
Diopter adjustment range	±6°				
Height	250m	300m	450m	500m	600m
Speed range	18~300Km/h				
Angle	±45°				
Objective aperture	21.5mm				
Eyepiece aperture	15mm				
Exit pupil diameter	3.7mm				
Angle error	±1°				
Slope measurement	√				
Height measurement	√				
Volume measurement	√				
Area measurement	√				
Angle measurement	√				
Auto power off	√				
Laser class	Class 1				
Laser wavelength	905nm				
Operating temperature	-10°C~50°C				

General Characterisitics	
Standard accessories	USB cable
Power	3.7V 750mAh lithium battery
Standard individual packing	Gift box, English manual, Carrying bag, Hand strap

LM G SERIES
Laser Rangefinders

Golf rangefinder has flagpole lock, golf trajectory compensation, continuous measurement, distance/angle/height/ speed measurement and vibration hint functions. It can be used in golf, power equipment installation, highway, municipal engineering, forestry survey and design, construction, network planning and communication maintenance.



- 750mAh — Lithium battery
- High precision
- LCD — Ultra Clear LCD Display
- Harmless laser
- Vibration hint
- Golf mode
- Flagpole lock mode
- 6X — 6 x optical

Specifications	LM600G	LM800G	LM1000G	LM1200G	LM1500G
Distance range	3~600m	3~800m	3~1000m	3-1200m	3~1500m
Accuracy	±(1m ± range) x 0.2%				
Magnification	6X				
Diopter adjustment range	±6°				
Height	250m	300m	450m	500m	600m
Height error	±0.5m				
Speed range	0~300Km/h				
Angle	±60°				
Objective aperture	19mm				
Eyepiece aperture	15mm				
Exit pupil diameter	3.7mm				
Angle error	±1°				
Slope measurement	√				
Height measurement	√				
Laser class	Class 1				
Laser wavelength	905nm				
Operating temperature	-10°C~50°C				

General Characterisitics	
Standard accessories	USB cable
Power	3.7V 750mAh lithium battery
Product size	108 x 68 x 38mm
Standard individual packing	Gift box, English manual, Cloth case, Sling
Standard quantity per carton	5pcs

LM2000

Laser Rangefinder

The LM2000 is a long range laser rangfinder for outdoor engineering. The main body is covered with anti-slip durable soft rubber that covers 80% of the entire device. LM2000 measure up to 2000 meters, equipped with 8X optical zoom. LM2000 is a highly accurate device designed for professionals. It is powered by 18650 lithium battery and charges through type-C USB cable.







Specifications	Range
Range	2000m
Measuring unit	m/yd/ft
Accuracy	±(0.3m+0.001×Dm)
Angle range	-90°~90°
Tilt angle accuracy	±0.5°
Gyroscope angle accuracy	±0.1°
Laser wavelength	905nm
Field of view	6°
Magnification	8X
Object lens diameter	23mm
Eyepiece diameter	31mm
Exit pupil diameter	3.8mm
Diopter	±7D
Diopter adjustment	Manual
LCD display	Black (Red) bicolor R-Plcd
Charging interface	Type-C
Data export	USB

Features	
Tripod screw hole	Flagpole lock mode (close-range priority)
Rain and fog (long-range priority)	Vertical height between two points
Point to point	Auto height/auto level
Auto power off	Continuous measurement
Angle measurement	Azimuth angle

Characteristics	
Power	2000mAh Lithium battery
Product size	149 x 125 x 55mm
Product net weight	593g
Standard quantity per carton	4pcs
Standard carton measurement	400 x 335 x 120mm
Standard carton gross weight	4.7kg





UT665
Borescope

UT665 borescope displays clear images through a flexible camera probe. It is useful for viewing details of automobiles engine, pipelines, inner building walls, drain pipes, and other hard to reach locations. It is designed with 4-level adjustable LED lights and 180 degrees viewing angle IP67 probe.
UT665 can perform non-destructive testing in complex industrial environments.





UT665

Specifications	Range
Pixels	640 x 480
Lens diameter	9mm (Max. 10mm)
LCD size	2.4 inches
Probe length	1m
Screen type	TFT
Light source	4 LED lights
Depth of field	>20mm
Video signal	Analog
Field of view	60°
Image saturation	6 levels-adjustable
Lens LED brightness	4 levels-adjustable
Flippable image	√
Battery power indicator	√
Water proof	IP67 (probe only)

Characteristics	
Standard accessories	Camera probe, batteries, English manual
Power	1.5V battery (R6) x 4
Display	2.36 inches
Product size	196 x 74 x 97mm
Product net weight	500g
Standard individual packing	Gift box, blister
Standard quantity per carton	8pcs
Standard carton measurement	455 x 410 x 275mm
Standard carton gross weight	6.4kg

ACCESSORIES



TEST LEADS
UT-L Series



UT-L01 Tweezers test leads
- Length: 450mm, Probe length: 5mm
- Safety level: CAT III 1000V
- Application: SMT components measurement, universal test leads
- Amount: 1pc



UT-L07 Probes
- Length: 1000mm, Probe length: 5mm+12mm
- Temperature condition: -15°C~40°C
- Safety level: CAT III 1000V 10A
- Features and application: Double insulated, lantern probes, removable probe protector, general type probles, all multimeters and clamps measuring within spec
- Amount: 1 pair



UT-L10 Dual head multifunctional connectors
- Length: 1000mm, ø4mm
- Temperature condition: -15°C~40°C
- Safety level: CAT III 1000V 10A
- Features and application: Lantern plug, used for testing adapter cables
- Amount: 1 pair



UT-L20 Probes
- Leads length: 900mm, Rod length:101mm
- Tip length: 16.5mm
- Safety level: CAT I 1000V/CAT II 600V 10A
- Features and application: Cross plug with shield sleeve, general type probes, all multimeters and clamps measuring within spec
- Amount: 1 pair



UT-L06 Dual head connectors
- Length: test leads 1200mm
- Safety level: CAT III 1000V 10A
- Application: Multifunctional connectors, all multimeters and clamps
- Amount: 1 pair



UT-L09 Dual head connectors
- Length: 1000mm, one head is 180º, the other is 90º
- Temperature condition: -15°C~40°C
- Safety level: CAT III 1000V 10A
- Features and application: Double insulated, banana plug with security mask and standard diameter, suitable for multiple devices, all multimeters and clamps
- Amount: 1 pair



UT-L16 Probes
- Length: 1200mm, Rod length: 133mm
- Tip length: 18mm
- Safety level: CAT III 1000V 16A
- Safety certificate: EN 61010-031 :2015
- Features and application: Double insulated silicone wire material, through hole type input terminal, general type probes, all multimeters and clamps measuring within spec
- Amount: 1 pair



UT-L21 Probes
- Leads length: 900mm, Rod length: 133mm
- Tip length: 15.8mm
- Safety level: CAT III 1000V/CAT IV 600V 20A
- Features and application: Cross plug with shield sleeve, general type probes, all multimeters and clamps
- Amount: 1 pair

TEST LEADS

UT-L Series



UT-L25 Probes
- Leads length: 900mm, Rod length: 115mm
- Tip length: 18mm
- Safety level: CAT III 1000V/CAT IV 600V 10A
- Safety cetificate: EN 61010-031 2015
- Features and application: Double insulated wire, removable tip shield sleeve, general type probes, all multimeters and clamps measuring within spec
- Amount: 1 pair



UT-L26 Probes
- Leads length: 900mm, Rod length: 136mm
- Tip length: 15.7mm
- Safety level: CAT III 1000V/CAT IV 600V 20A
- Safety certificate: EN 61010-031 2015
- Features and application: UL 16AWG double insulated wire, removable tip shield sleeve, cross type input terminal with full protection, general type probes, all multimeters and clamps
- Amount: 1 pair



UT-L27 Probes
- Leads length: 900mm, Rod length: 130mm
- Tip length: 16.3mm, threaded
- Safety level: CAT III 1000V/CAT IV 600V 10A
- Safety certificate: EN 61010-031 2015
- Features and application: Double insulated UL authenticated material, removable tip shield sleeve, banana plug input terminal, general type probes, all multimeters and clamps measuring within spec
- Amount: 1 pair



UT-L28 Probes
- Leads length: 900mm, Rod length: 128mm
- Tip length: 16.8mm
- Safety level: CAT III 1000V/CAT IV 600V 10A
- Features and application: Double insulated wire, removable tip shield sleeve, banana plug input terminal, general type probes, all multimeters and clamps measuring within spec
- Amount: 1 pair

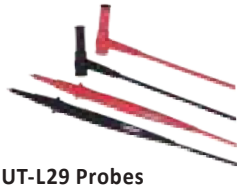

UT-L29 Probes
- Leads length: 900mm, Rod length: 136mm
- Tip length: 15.7mm
- Safety level: CAT III 1000V/CAT IV 600V 10A
- Safety certificate: EN 61010-031 2015
- Features and application: Double insulated UL authenticated material, through hole crosshead with full protection input, removable tip shield sleeve, general type probes, all multimeters and clamps measuring within spec
- Amount: 1 pair



UT-L30 Probes
- Leads length: 900mm, Rod length: 136mm
- Tip length: 15.7mm
- Safety level: CAT III 1000V/CAT IV 600V 10A
- Safety certificate: EN 61010-031 2015
- Features and application: Double insulated UL authenticated material, removable tip shield sleeve, cross input terminal, general type probes, all multimeters and clamps measuring within spec
- Amount: 1 pair

TEST LEADS
UT-L Series



UT-L31 Probes
- Line length: 1300mm
- Tip length: 18.5mm
- Safety level: CAT III 1000V/CAT IV 600V 10A
- Features and application: rod with switch, removable tip shield sleeve, used for UT505B
- Amount: 1pc



UT-L33 Group test leads
- Combinations: combined with 1PCS (red+black) alligator clip test leads and 1PCS double-plug alligator clip test leads
- Material: Double insulated UL authenticated material
- Total length: 1200±20mm
- Safety level: CAT III 1000V/CAT IV 600V 10A
- Application: UT511
- Amount: 1 Group



UT-L34 Group test leads
- Combinations: combined with 1PCS green, 1PCS black and 1PCS red alligator clip test leads
- Total length: 1500±20mm
- Safety level: CAT III 1000V/CAT IV 600V 10A
- Application: UT513, UT513A
- Amount: 1 Group

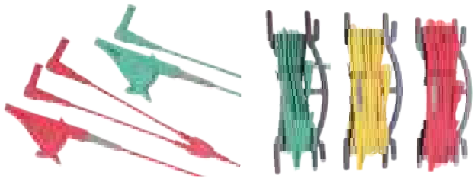

UT-L35 Group test leads
- Combination: (1) 1.6m test lead (green+red) 1pair (2) 5m green test lead 1PCS (3) 10m yellow test lead 1PCS (4) 20m red test lead 1PCS
- Material: UL authenticated material
- Safety level: CAT III 1000V/CAT IV 600V 10A
- Application: UT521, UT522, UT572
- Amount: 1 Group



UT-L36 Dual through hole test leads
- Material: 18AWG UL authenticated material
- Length: 1100mm
- Safety level: CAT III 1000V/CAT IV 600V
- Application: UT505B
- Amount: 1 pair



UT-L37 Dual through hole test leads
- Material: Double insulated wire, 102 cores
- Length: 1090mm
- Safety level: CAT III 1000V/CAT IV 600V
- Application: UT500 series
- Amount: 1 pair



UT-L40 SMD patch clamp
- Leads length: 450mm, probe length: 5mm
- Temperature condition: -10°C~40°C
- Safety level: CAT II 1000V 2A
- Features and application: used to SMT components, for UT612
- Amount: 1pc



UT-L41 Alligator clip short test leads
- Core: 19/20
- Length: 110-130mm
- Features and application: full protection cross input terminal, used for UT71 series, UT601, UT603
- Amount: 1 pair

TEST LEADS/MAGNETIC HANGER

UT-L Series



UT-L42 Kelvin clips double insulated wire

- Length: 1000mm
- Features and application: AV input lead, used for UT620A
- Amount: 1 pair



UT-L44 Group test leads

- Length: 1000mm
- Application: UT221, UT222
- Amount: 1PC



UT-L65 Gold plated test probes

- Lead length: 1200mm
- Rod length: 130mm
- Tip length: 17.5mm
- Category rating: CAT III 1000V/CAT IV 600V 10A
- Features and applications: Gilded tip; removable tip shield sleeve; general type probe.
- Amount: 1 pair



UT-L90 Test Probe with Extra-Fine Tip

- Lead length: 1200mm
- Rod length: 130mm
- Tip length: 17.5mm
- Category rating: CAT II 1000V 10A
- Features and applications: UT-L90 is a general-purpose test probe designed with fine plating tip and protective sleeve, applicable for measuring fine components and IC pins.
- Amount: 1 pair

THERMOCOUPLES
UT-T Series



UT-T01 Thermocouple
- Accuracy: ±0.75%
- Test range: -40°C~260°C (40°F~500°F)
- Features and application: Teflon covered insulation, through hole input, used for general temperature measurement, not for liquid measurement
- Amount: 1pc



UT-T03 Submersed thermocouple
- Probe length: 180mm
- Lead wire length: 1000mm
- Test range: -50°C~600°C (58°F~1112°F)
- Features and application: metal covers from head to handle, used for liquid and gel temperature measurement
- Amount: 1pc



UT-T04 Through hole thermocouple
- Probe length: 180mm
- Lead wire length: 1000mm
- Test range: -50°C~600°C (58°F~1112°F)
- Features and application: metal covers from head to handle, used for food and other liquid or gel temperature measurement
- Amount: 1pc



UT-T05 Gas thermocouple
- Probe length: 56mm
- Lead wire length: 1000mm
- Test range: -50°C~900°C (58°F~1652°F)
- Features and application: protected by stainless steel gas adjusting hole, used for air or gas temperature measurement, not for liquid temperature measurement
- Amount: 1pc



UT-T06 Surface temperature thermocouple
- Probe length: 125mm
- Lead wire length: 1000mm
- Test range: -50°C~500°C (58°F~932°F)
- Features and application: aimed at flat or slightly convex surface, used for hot roller and vessel surface temperature measurement
- Amount: 1pc



UT-T07 Surface temperature measuring thermocouple
- Probe length: 200mm
- Lead wire length: 1000mm
- Test range: -50°C~500°C (58°F~932°F)
- Features and application: probe bends for 90°, aimed at flat or slightly convex surface, used for hot roller and vessel surface temperature measurement
- Amount: 1pc



UT-T09K Temperature probe
- Test range: -40°C~260°C (40°F~500°F)
- Accuracy: ±0.75%
- Features and application: crosshead socket type input, used for UT139C/E/S, UT216C/D, UT210D, UT213B/C, UT171B/C, UT219M, UT219DS, UT222
- Amount: 1pc



UT-T10K Temperature probe
- Test range: -40°C~260°C (40°F~500°F)
- Accuracy: ±0.75%
- Features and application: used for UT213 series, UT39C, UT204A, UT206, UT208, UT208A, UT107, UT109, UT136C+, UT133A, UT89X, UT39C+
- Amount: 1pc



UT-T11 Temperature probe
- Test range: -40°C~260°C (40°F~500°F)
- Accuracy: ±0.75%
- Features and application: through hole input, used for UT58 series, UT195M
- Amount: 1pc



UT-T12 Temperature probe
- Test range: 0°C-800°C (Error ±0.4%t)
- Features and application: Through hole input, used for UT321, UT322, UT325, UT181A
- Amount: 1pc



UT-T13 Temperature probe
- Test range: -40°C~1000°C
- Features and application: used for UT206A
- Amount: 1PC



UT-T14 Temperature probe
- Test range: -40°C~1000°C
- Features and application: Philips type plug, used for UT222
- Amount: 1PC

THERMOCOUPLES/ALLIGATOR CLIPS/KELVIN CLIPS

UT-T/UT-C Series



UT-T15 K-type temp clamp
- Test range: -40°C-200°C
- Jaw opening: 35mm
- Lead wire length: 2000mm
- Features and application: Flat plug for any K-type temperature recording meter
- Amount: 1 pair



UT-T16 Temp clamp (Coming soon)
- Temperature range: -50~+150°C
- Accuracy: ±0.5°C(-50~90°C), ±1(other)
- Length: 2m
- Connection type: Aviation plug, matches UT336E
- Operating temperature: -20~50°C (Wire insulation, temperature clamp: Max 150°C)



UT-T17 Temp clamp (Coming soon)
- Temperature range: -50~+150°C
- Accuracy: ±0.5°C(-50~90°C), ±1(other)
- Length: 2m
- Connection type: UT-T17: Earphone plug, matches UT336P
- Operating temperature: -20~50°C(Wire insulation, temperature clamp: Max 150°C)



UT-C01 Hook type test clamps
- Specifications: Rod length 62mm, hook can extend to 7.5mm
- Safety level: CAT III 1000V 10A
- Features: With safety handle and spring hook type alligator clips
- Amount: 1 pair



UT-C02A Through hole alligator clips
- Specifications: Length 80mm, opening 36mm
- Safety level: CAT III 1000V/CAT IV 600V 10A
- Safety certificate: EN 61010-031:2015
- Amount: 1 pair



UT-C02B (M4) threaded bore alligator clips
- Specifications: Length 80mm, opening 36mm
- Safety level: CAT III 1000V/CAT IV 600V 10A
- Safety certificate: EN 61010-031:2015
- Amount: 1 pair



UT-C04A Through hole alligator clips
- Specifications: Length 75mm, opening 27mm
- Safety level: CAT III 1000V/CAT IV 600V 10A
- Safety certificate: EN 61010-031:2015
- Amount: 1 pair



UT-C05A (M4) threaded bore alligator clips (with protector)
- Specifications: Length 67mm, opening 8.3mm
- Safety level: CAT III 1000V/CAT IV 600V 10A
- Amount: 1 pairr



UT-C05B Through hole alligator clips (with protector)
- Specifications: Length 71mm, opening 8.3mm
- Safety level: CAT III 1000V/CAT IV 600V 10A
- Amount: 1 pair



UT-C06 Test probes
- Specifications: Rod length 106mm, probe length 19mm
- Safety level: CAT III 1000V 10A
- Features: Fully-insulated, with tip and protector, banana plug probes
- Amount: 1 pair

THERMOCOUPLES/ALLIGATOR CLIPS/KELVIN CLIPS

UT-C Series



UT-C07 Multifunctional electric test clips

- Specifications: Rod length 110mm, adjustable clip length 8mm
- Safety level: CAT III 1000V/CAT IV 600V 5A
- Features: Standard transfer socket, adjustablemultifunctional clips
- Amount: 1 pair



UT-C08 Test probes

- Specifications: Rod length 99mm, probe length 18mm
- Safety level: CAT III 1000V/CAT IV 600V 10A
- Features: Fully-insulated, with tip and protector, straight type probes
- Amount: 1 pair



UT-C09 Test probes

- Specifications: Rod length 99mm, probe length 18mm
- Safety level: CAT III 1000V/CAT IV 600V 10A
- Features: Fully-insulated, with tip and protector, lantern type probes
- Amount: 1 pair



UT-C12 Through hole alligator clips (with protector)

- Specifications: Length 53mm, opening 6mm
- Amount: 1 pair

ADAPTER SOCKETS/POWER ADAPTERS/DATA CABLES

UT-S/UT-W Series/UT-D Series



UT-S01B Multifunctional adapter socket
- Function: Adapter test of temperature, capacitance and transistor
- Suitable products: UT58 series
- Amount: 1pc



UT-S06 Power adapter socket
- Suitable products: UT171 series、UT181
- Amount: 1pc



UT-S07 Temperature adapter socket
- Suitable product: UT181A
- Amount: 1pc



UT-S08 UT612 adapter socket
- Suitable products: UT612
- Amount: 1pc



UT-W03 Power adapter
- Input: AC230V 50/60Hz 65mA
- Output: DC14.5V 600mA
- Certification: ErP
- Suitable products: UT512, UT511
- Amount: 1pc



UT-W04 Power adapter
- Input: AC230V 50/60Hz
- Output: DC14.5V+0.5V 1.0A
- Certification: ErP
- Suitable products: UT513, UT513A
- Amount: 1pc



UT-W05 Power adapter
- Input: 100~240V 50/60Hz
- Output: DC9V 4A outer positive inside negative
- Certification: ErP
- Suitable products: UT620A
- Amount: 1pc



UT-W07 Power adapter
- Input: AC100~240V 50/60Hz
- Output: DC10V 500mA input short-circuit protection
- Certification: ErP
- Suitable products: UT181A, UT171B/C
- Amount: 1pc



UT-D09 USB data cable
- Wire length: 1m
- Features: USB interface, two-way transmission
- Suitable products: UT171 series, UT243, UT181A
- Amount: 1pc



UT-D11 USB connecting wire
- Wire length: 1m
- Suitable products: UT305A, UT305C, UT315, UT321, UT322, UT325, UT382, UT612, UT362
- Amount: 1pc

CHARGING STAND/MAGNETIC HANGER

UT-W Series/UT-B Series



UT-W12 Adapting charging stand

- Input Voltage and Current: DC 16.8V, 2A
- Input Interface: DC-005U 5.5-2.0MM
- Ouput Voltage and Current: DC 16.8V, 2A
- Output Interface: Special Lithium battery blade plug
- Compatible products: UT513B, UT513C, UT513D, UT512E



UT-M18 Lithium battery pack

- Voltage: 14.8V
- Rated capacity: 5200mAh 76.96Wh
- Compatible products: UT513B, UT513C, UT513D, UT512E



UT-B23 Magnetic hanger

- Features & applications: The magnetic hanger (general accessory) can be applied in power distribution cabinet, photovoltaic combiner box, automobile engine hood, and more. It is suitable for use with UT117C, UT15B MAX, UT17B MAX, UT18B MAX, etc.
- Color: Black
- Quantity: 1PCS



UT-B24 Magnetic hanger

- Features & applications: The magnetic hanger (general accessory) can be applied in power distribution cabinet, photovoltaic combiner box, automobile engine hood, and more. It is suitable for use with UT196, UT195 series, UT60 series etc.
- Color: Black
- Quantity: 1PCS

Notes