Weller®

The Original.



Weller®

L'IMPULSION | Retrouvez nous sur www.limpulsion.fr

Weller®



YOUR CHOICE & YOUR TOOL

www.weller-tools.com

The right iron for my application.

Weller tool selector

The right technology for my application.

Weller application finder

augmented reality

Download

Google play

App Store

WellerAR

Discover the Weller WE 1010 in a new dimension

L'IMPULSION | Retrouvez nous sur www.limpulsion.fr



Soldering
Professional
16 - 221



Filtration
Filtration
222 - 286



Dispensing
Professional
287 - 294



Electric Screwdriver
Professional
295 - 306

Weller Erem



Precision Tools Erem®
Side cutters and tip cutters, pliers,
tweezers, special Erem tools, toolkits
307 - 378

Weller Xcelite



Precision Tools Xcelite®
Screw- and nutdrivers, knifes and blades,
shear cutters and pliers, service kits and tool cases
379 - 392

L'IMPULSION | Retrouvez nous sur www.limpulsion.fr

Weller®

Soldering

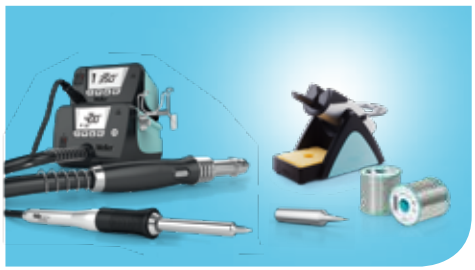

Soldering Stations	**28**
WX Line	28
WT Line	46
WE Line	67
BGA / QFP Repair	70
Automation	76
Soldering iron and Safety rests	**80**
WX Line	84
Soldering Irons	84
Desoldering Irons	97
Hot Air Irons	100
WT Line	101
Soldering Iron	101
Desoldering Iron	114
Hot Air Iron	118
Low Voltage Soldering Iron	119
Soldering Iron Magnastat	120
Line Voltage Soldering Iron	122
Heating Elements for Soldering Robots	126
Inert Gas Soldering Iron	127
Gas Soldering Iron	128
Soldering tips and nozzles	**130**
Soldering tips	132
Desoldering Nozzle series	176
Hot air nozzles	180
WRK Reflowset	189
Preheating plates	**193**
Soldering baths	**197**
Circuit board holder	**200**
FlowinSmart	**202**
Hot air heating gun	**205**
Temperature Measuring	**206**
Accessories	**208**
WST Wire Stripper	208
USB Microscope	210
Accessories Desoldering Pumps	211
Solder wire	212
Accessories Cleaning	215

Filtration



Volume fume extraction	**226**
Exhaust hood	246
Easy-Click 60 Extraction Arms	249
Accessories for extraction arms	257
Accessories Volume Extraction	258
Tip extraction	**264**
Laser extraction	**274**
Accessories	**277**
Spare Filters	**278**
Compact filters MG 140	284
Replacement filters for discontinued MG filter systems	286

Dispensing



Dispensing	**287**
Vacuum Pick-up	**290**
Syringe Adapter	**291**
Needles	**292**

L'IMPULSION | Retrouvez nous sur www.limpulsion.fr

Electric Screwdriver



Electronic screwdriver	**295**
Accessories	**299**
Screwdriver Inserts	**301**

Precision Tools Erem®



Side cutters and tip cutters	**310**
Series 600 Micro	316
Series 2400 MagicSense	318
Series 500 Medium	321
Series 800 Maxi	326
Tungsten-carbide cutters	328
Special applications	331
Pneumatic side cutter and tip cutter	333
Distance cutter	335
Pliers	**338**
Series 500 Medium	340
Series 2400 MagicSense	343
Stripping pliers	345
Forming pliers	347
Tweezers	**352**
Precision tweezers	354
SMD tweezers	362
Locking gripping tweezers	364
Wafer tweezers	365
Cutting tweezers	366
Stripping tweezers	367
Extraction tweezers	368
Special tools	**369**
IC and SMD tools	370
High precision stripping pliers	373
Kits	**375**

Precision Tools Xcelite®



Knives & Blades	**380**
Shear cutters and pliers	**381**
Screwdriver and nutdriver sets	**382**
Service kits and sets	**386**
Tool cases	**392**

Weller®

LEADING IN TECHNOLOGY

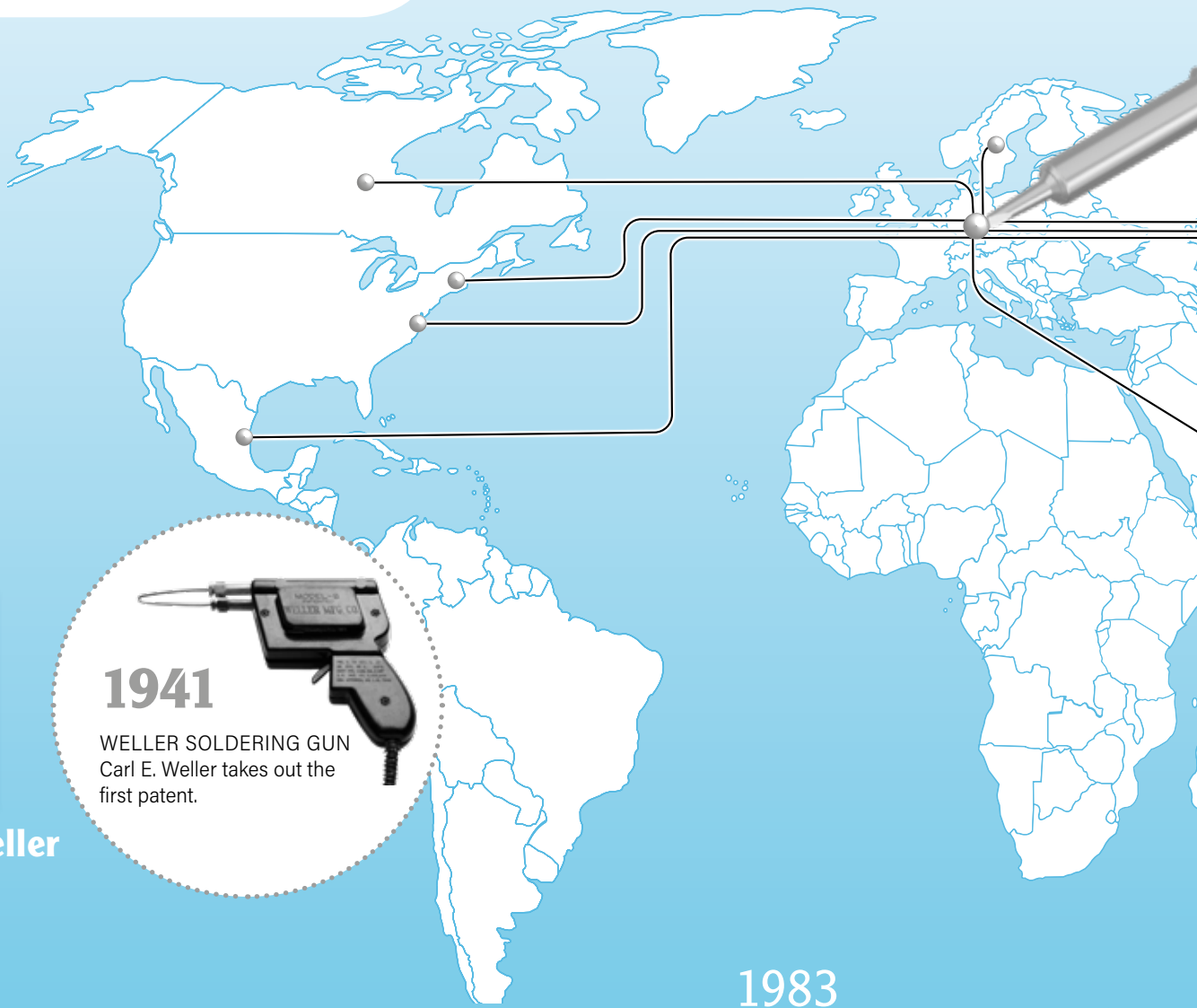

1941



Carl E. Weller
Founder

1941

WELLER SOLDERING GUN
Carl E. Weller takes out the first patent.

1945

Weller manufacturing begins in Easton, PA, USA

1959

Weller manufacturing and R&D facility opens in Besigheim, Germany

1976



The patented Magnastat-controlled soldering pencils and soldering stations are the core business.

1983



Weller Tools is responding to the signs of the times and presenting the new temperature-controlled soldering station with digital display for highly sensitive components.

1970 1980

L'IMPULSION | Retrouvez nous sur www.limpulsion.fr

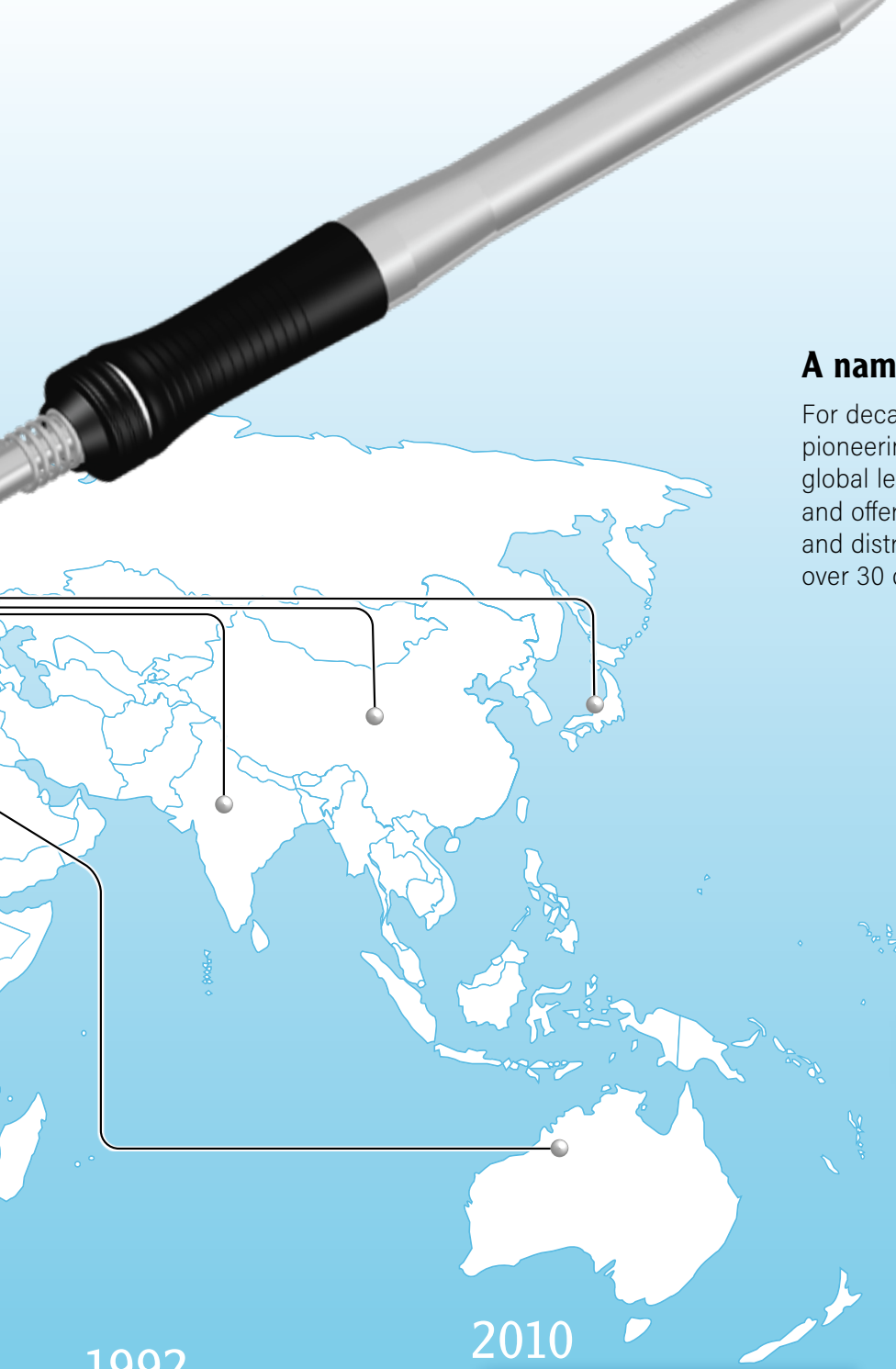

A name known round the world!

For decades, the Weller name has stood for pioneering soldering solutions. Weller is the global leader in manual soldering technology and offers a complete, user-oriented customer and distribution service, with their own sites in over 30 countries.

1992

Introduction fume extraction systems Zero-Smog®

1993

Erem

Swiss company Erem acquired. ISO certification 9001:2008.

2010

APEX TOOL GROUP

Weller Tools GmbH operates as part of the Apex Tool Group, whose headquarters is in Sparks, Maryland, USA. The Apex Tool Group is one of the world's largest manufacturers of industrial hand and power tools, drill chucks, chains and electrical soldering products, with an annual turnover of more than $1.6 billion.

2018 INNOVATIONS



By answering our users' demand for faster, flexible and more functional products, Weller continues to be the market leader in developing innovative, economical soldering solutions.
The recent launches of Weller Performance and Technology product lines are proof of our drive to please our high-tech customers, raising the bar of quality and performance ever higher.

2010 2020

Weller®

ACCELERATING TECHNOLOGY

Your workbench deserves the best soldering technology

Professionalism makes no compromises: Soldering technology that is packed with precision, innovation and quality. For a decisive advantage when it comes to your productivity.

PROFESSIONAL

Clean work is no concidence

FILTRATION

Volume extraction? Tip extraction? Extraction systems from Weller provide a systematic solution to any application. Nothing left by chance.

EREM

For jobs who need the utmost precision

Erem by Weller high-precision tools play a significant role wherever you need to pay attention to the smallest of details.

XCELITE

Precision tools that set standards

High-quality precision screwdrivers. Wrenches and pliers. Interchangeable knife sets, special tools and kits: Xcelite by Weller has everything that every servicing team requires.

CONSUMER

Professional tools for DIY enthusiast

When you are pursuing a hobby, you are reluctant to make compromises. With the comprehensive range of DIY consumer products, Weller is offering genuine Weller quality - at a genuinely fair price.

L'IMPULSION | Retrouvez nous sur www.limpulsion.fr

Discover the world of Weller

EVERYTHING FROM A SINGLE SOURCE FROM THE SPECIALISTS FOR YOUR WORKBENCH











Weller®

CONNECTING INTO THE FUTURE.



Connecting hearts - Medical

The greatest demands in precision and reliability are placed on tools and equipment in the medical sector. Weller provides innovative solutions guarantying the quality of the connections inside these devices.



Connecting high standards - Military

The Military Standards have various demands on products for guarantying reliability and compatibility. Even in non-governmental organizations, technical aid organizations and the industry these standards are used and in addition included in ANSI as well as ISO standards. Weller offers specific MS product lines.

L'IMPULSION | Retrouvez nous sur www.limpulsion.fr

With the #1 soldering solutions in the world.



Connecting space - Science development

Scientists and engineers like to be one step ahead and develop tomorrow's technology today. Weller's reliable technology is used to make these dreams come true. These solder joints form the technical basis for further developments, nothing stands in the way of future research success.



Connecting continents - Aeronautics

Traceable Process Control - Simple with Weller. For companies and manufacturing sectors, such as the aerospace industry, the accompanying documentation of the manufacturing process is an important point. Weller offers a traceability system to document the quality of solder joints.



Connecting technologies - EMS

It is important for Electronic Manufacturing Services to guarantee a consistent quality for their customers. With the soldering irons of Weller the necessary quality can be provided and costs are lowered simultaneously.



Connecting people - Telecommunications

Especially in the telecommunication industry smaller and highly-integrated components have growing demands concerning the soldering equipment. Weller offers solutions for soldering even small SMD components exactly without damaging the circuit board. Even the finest needle tips can be switched completely voltage-free.



L'IMPULSION | Retrouvez nous sur www.limpulsion.fr

Weller®

PROCESS INTEGRATION / OPTIMIZATION





PROCESS OPTIMIZATION

The increasing importance of electronics in the most diverse areas of application leads to more complex assemblies, which above all entail increased requirements in connectivity technology.

The process parameters must be optimized for each specific application so that the best result can be achieved. Weller accepts these challenges and offers solutions: New products and progressive developments for a customer-friendly orientation.

PROCESS CONTROL

The combination and control of various parameters during the manufacturing process is a focus of Weller's attention.

In order to guarantee these, all WX stations are traceability-compliant and can be connected to various devices such as extraction systems, pre-heating plates and soldering baths.
The entire processing can be followed closely and permanently logged.



L'IMPULSION | Retrouvez nous sur www.limpulsion.fr

Solutions for every Soldering Job

TO OPTIMIZE YOUR MANUFACTURING PROCESS

QUALITY ASSURANCE

Certain requirements are set for the definition and maintenance of quality standards. Particular emphasis is placed on exact, repeatable results - without any compromises.

In this way, high-quality and precisely manufactured products can be guaranteed to the highest level, which builds on the customers' trust of the Weller brand.

Weller offers a wide range of options to ensure this in the long term. Whether IPC certified employee training, reproducible automated soldering processes or system-integrated process controls - soldering quality without any compromise is assured.

COST CONTROL

The monitoring of the economic efficiency of the operational process in each cost centers plays an important role in the development of production processes, and even more so in their optimization.

The Weller Benchtop Controllers of the WX series can be coupled with various additional systems. As soon as the actual soldering process is completed and the motion sensor of the soldering iron indicates a rest position, all connected systems go into standby mode. This contributes to a significant extension of the service life of the individual components, directly saving costs and preventing premature wear.

L'IMPULSION | Retrouvez nous sur www.limpulsion.fr

Weller®

1-STOP-SOLUTION PROVIDER

By expanding its product portfolio, Weller Tools is setting new benchmarks while laying the foundation for complete expert workbench solutions from a single source. Components in areas including classic soldering applications, extraction and filter systems, tweezers and pliers, screw and robot solutions as well as BGA/QFP and repair applications ensure a coordinated and highly productive electric desktop and installation solution.

Extraction

The Zero-Smog® extraction unit ensures fresh air and preserves the health of users.

Solder wire

The WSW soldering tin with excellent, even revolutionary, melting properties at low temperatures.



L'IMPULSION | Retrouvez nous sur www.limpulsion.fr

OWNING THE BENCH

EVERYTHING FROM A SINGLE SOURCE FROM WELLER

FIRST CHOICE FOR CUSTOMERS

Weller continues to transform the results of successful collaboration with our customers and partners in Europe into innovation, expertise and passion for new soldering solutions.

Weller® Erem®

Like Swiss clockwork

Erem tools feature craftsmanship of the best quality. Produced in Switzerland, Erem tools are the result of more than 50 years of consistent product development and expertise.

Making the job easier

With Weller WX Line, only a single control unit is still required, which works as a benchtop controller. Traceability keeps your quality at the highest level.

Potential equalization

The soldering stations from Weller all have a unique option for potential equalization.



L'IMPULSION | Retrouvez nous sur www.limpulsion.fr

Weller®

Soldering

TRENDSETTING SOLDERING SOLUTIONS



L'IMPULSION
Retrouvez nous sur
www.limpulsion.fr

Soldering

Professional





Soldering Stations	**28**
WX Line	28
WT Line	46
WE Line	67
BGA / QFP Repair	70
Automation	76
Soldering iron and Safety rests	**80**
WX Line	84
Soldering Irons	84
Desoldering Irons	97
Hot Air Irons	100
WT Line	101
Soldering Iron	101
Desoldering Iron	114
Hot Air Iron	118
Low Voltage Soldering Iron	119
Soldering Iron Magnastat	120
Line Voltage Soldering Iron	122
Heating Elements for Soldering Robots	126
Inert Gas Soldering Iron	127
Gas Soldering Iron	128
Soldering tips and nozzles	**130**
Soldering tips	132
Desoldering Nozzle series	176
Hot air nozzles	180
WRK Reflowset	189
Preheating plates	**193**
Soldering baths	**197**
Circuit board holder	**200**
FlowinSmart	**202**
Hot air heating gun	**205**
Temperature Measuring	**206**
Accessories	**208**
WST Wire Stripper	208
USB Microscope	210
Accessories Desoldering Pumps	211
Solder wire	212
Accessories Cleaning	215

L'IMPULSION | Retrouvez nous sur www.limpulsion.fr

The right tool for my **APPLICATION**

A little handy chart to help you figure that out. The applications are sorted by extra small to extra large solder pads, and by medium and high energy requirements.

Solder pad size

XS	Very small solder pads 0.2–1.25mm
S	Small solder pads 0.8–1.6mm
M	Medium solder pads, universal soldering, 1.0–3.0mm
L	Larger solder pads, high mass soldering
XL	Very large solder pads, high mass soldering (shielding)

Energy requirement

ME	Medium Energy requirement
HE	High Energy requirement

Recommended for this application

Okay, but not optimal for this application

Not recommended for this application

3 heating technologies from Weller

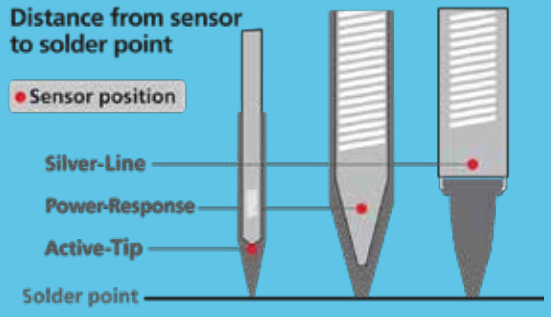

Active Tip



Power Response



Silver Line



		Tip family	Size of solder pad					Energy requirement	
		TIP	XS	S	M	L	XL	ME	HE
ACTIVE TIP	WXMP/ MS WX compatible	RT	👍	👍	●	👎	👎	👍	👍
	WMRP/ MS WT compatible	RT	👍	👍	●	👎	👎	👍	👍
	WXMT/ MS WX compatible	RTW	👍	👍	👍	●	👎	👍	👍
	WMRT/ MS WT compatible	RTW	👍	👍	👍	●	👎	👍	👍
POWER RESPONSE	WXP 90 WX compatible	XNT	👍	👍	👍	●	👎	👍	●
	WTP 90 WT compatible	XNT	👍	👍	👍	●	👎	👍	●
	WXP 65 WX compatible	XNT	●	👍	👍	●	👎	👍	👎
	WP 65 WT compatible	XNT	●	👍	👍	●	👎	👍	👎
	WXP 120 WX compatible	XT	👎	👍	👍	👍	●	👍	👍
	WP 120 WT compatible	XT	👎	👍	👍	👍	●	👍	👍
	WXP 200 WX compatible	XHT	👎	👎	👎	👍	👍	👍	👍
SILVER LINE	WXP 80 WX compatible	LT	👍	👍	👍	●	👎	👍	●
	WP 80 WT compatible	LT	👍	👍	👍	●	👎	👍	●
	WSP 80 WT compatible	LT	👍	👍	👍	●	👎	👍	●
	WSP 150 WT compatible	LHT	👎	👎	👎	👍	👍	👍	●
	WP 200 WT compatible	XHT	👎	👎	👎	👍	👍	👍	👍

TRUSTED technology

WX

State-of-the-art equipment to meet every soldering challenge

WT

High flexibility for versatile applications

WE

Robust unit for custom applications



GUARANTEED QUALITY

HIGH PRODUCTIVITY

MAXIMUM FLEXIBILITY

Weller supports you with:

- Fast response and processing time
- Automated tool detection, assignment of control parameters
- Microprocessor-controlled PID regulation, accuracy and stability (IPC)
- Extensive range of premium-quality products and accessories

Weller offers customized soldering solutions.

To help you better understand our wide product portfolio, we have segmented our products into 3 categories:

- The WX Line, featuring our premiere professional soldering equipment
- The WT Line, setting a new standard for soldering
- The WE Line - and the always reliable and cost-saving

ESD-safe

Weller devices are ESD-safe and can be used in electrostatic protected areas.

L'IMPULSION | Retrouvez nous sur www.limpulsion.fr

	WX	WT	WE
			
Standby Time	✓	✓	✓
Auto-Off Time	Motion sensor	Keystroke	
Standby Temperature	✓	✓	
Temperature Window	✓	✓	
Preset Temperature	✓	✓	
Temperature °C / °F	✓	✓	✓
Lock Function	✓	✓	✓
Offset	✓	✓	✓
Factory Setting	✓	✓	✓
Motion Sensor in Iron	✓	WTP 90 only	
Micro Tool Support	✓	WT 2M only	
High Power Tool Support	✓	WT 1H & WT 2M only	
Intelligent Tools	✓		
Intelligent Power Management	✓		
Firmware Update	✓	Weller Service Centers only	
USB functionality	✓		
Output for Zero Smog / Heating Plate / Robot	✓	WHP 80	
Fume Extraction Units	Zero Smog 4V, 6V WX Hub	Zero Smog TL WT Hub	Zero Smog EL (not connectable)
PC connectivity via RS232 & Software	✓		
Performance Mode	✓		
Language Setting	✓		
LCD Background Brightness	✓	✓	
Number of Connectable Tools	12	15	1
Traceability ready	✓		

WX LINE

STATE-OF-THE-ART EQUIPMENT TO MEET EVERY SOLDERING CHALLENGE

- COMPLETE COMPATIBILITY
- HIGHEST PERFORMANCE
- FIVE PROS – ANY CHALLENGE





Use as benchtop controller

Integrated USB ports provide WX stations with a connection to and control over soldering fume extractors, preheat plates and programmable logic controllers (PLC). The connected tools feed back their parameters and status to the display.

ISO MIL IPC TRACEABILITY QUALITY

Safe manual soldering

Weller WX stations make the manual soldering process safer, a crucial factor in the automotive, aerospace and medical technology industries. This is guaranteed by temperature and tool locking, and tool-specific temperature settings.

TRACEability Weller qualified

Traceability

All WX stations are traceable and can be integrated into an existing traceability process.

L'IMPULSION | Retrouvez nous sur www.limpulsion.fr

WT LINE

HIGH FLEXIBILITY FOR VERSATILE APPLICATIONS

EASY TO USE

COST-EFFICENT

FUNCTIONAL





Multi-functional LC display

Unique LC display with a detailed overview of all functions. Adjustable background illumination. Power bar graph allows visual monitoring of the easily-readable output power from the station to the soldering iron tip.



Quick change system

Passive tip system allows quick exchange of heating elements when the iron is hot. Can easily switch out tips. Tip replacement independent of the heating element.



Stackable units

The WT 1 / WT 1H soldering stations can be stacked on the WTHA 1 hot air station, or on each other, saving space on the workbench.



New menu button

Provides ultimate user friendly access to and navigation in the menu structure.



Backwards compatibility

All soldering irons of the WSD and WD soldering stations can be connected. (except micro soldering irons)



2-in-1 WSR safety rest

The soldering iron holder can be rotated 180°. The user can choose between wet and dry cleaning.

WE LINE

ROBUST UNIT FOR CUSTOM APPLICATIONS

POWERFUL

RELIABLE

COST EFFICIENT



augmented reality

Download

Weller AR

70 W Soldering Iron

More power, more control, toolless tip change solution, less hand fatigue, more precision



Digitales LCD screen

Easily monitor your preset levels



Menu control buttons

Intuitive navigation, temperature, password protection, standby and auto setback modes



Standby

Equipment protection and efficient energy use



Temperature stability and lock

High quality and repeatable results



70 W power station

70 W power housed in functional new designFast heat-up and recovery



UNIQUE!

FLEXIBLE POTENTIAL EQUALIZATION

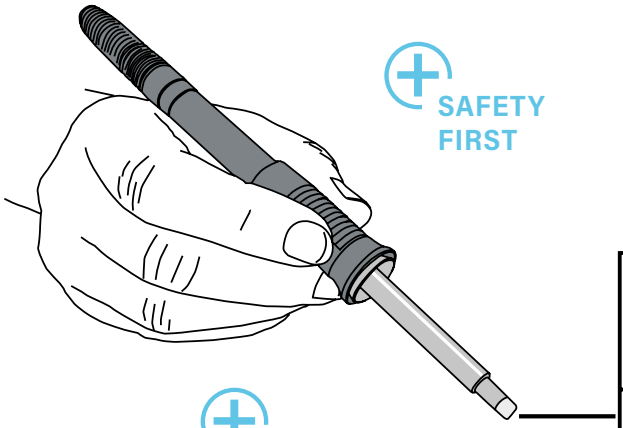

All Weller soldering stations are equipped with various options for potential equalization.

A unique potential equalization connection is provided free of charge. The jack sleeve has 4 possible settings

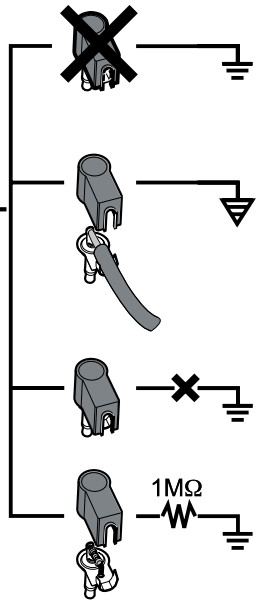

Hard ground

Without plug (original delivery)

Potential equalization

With plug - equalization line on center contact.

Floating

With plug

Soft ground

With plug and resistor soldered in. Grounding according to selected resistor.



NO CALIBRATION NEEDED

Exact temperature settings down to the degree





The parts of the Weller heating element which determine the temperature have the same physical material characteristics and do not change over time or during use.



If higher accuracy than these standards is required, fine adjustment is possible.



Electronic control units do not wear out. Closed-loop temperature regulation & high quality sensor & control technology assure the temperature stability of the soldering tool during its lifetime. Built according to IPC J-STD001 D and DIN EN 61191-1.



ESD-safe

Weller devices are ESD-safe and can be used in electrostatic protected areas.

L'IMPULSION | Retrouvez nous sur www.limpulsion.fr

BENCHTOP Controller

Integrated USB ports provide WX stations with a connection to and control over soldering fume extractors, pre-heat plates and programmable logic controllers (PLC). The connected tools feed back their parameters and status to the display.

ONLY ONE CENTRAL CONTROL UNIT



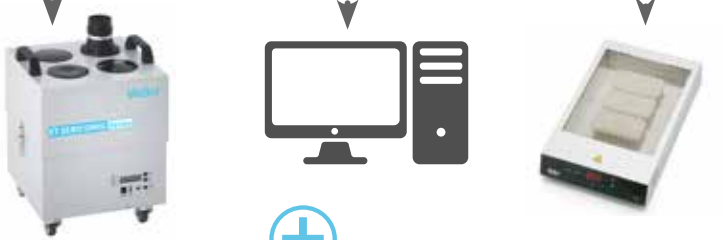

LESS ENERGY WASTE

- Easy soldering work bench control - WX as central control unit of all equipment
- RS232 connection to control preheating plate and fume extraction
- Digital and optically decoupled interface for PLC (e.g robot applications)
- USB interface

HIGHEST PERFORMANCE



USB port

Firmware updates and registration are quick and easy using USB sticks.



Multifunctional tool detection

All connected tools and accessories are detected automatically by the stations and their name(s) shown.



Robot output

A digital, optically decoupled robot connection comes standard.

WX HIGH PERFORMANCE IN

L'IMPULSION | Retrouvez nous sur www.limpulsion.fr

TRACEability Workflow

TRACEability Weller qualified

Traceable Process Control.

The following workflow diagram depicts a serial number with bar code integrated PCB production using the Weller WX station.
The workflow includes interaction by the operator and the dialog of the Traceability System with the WX station.

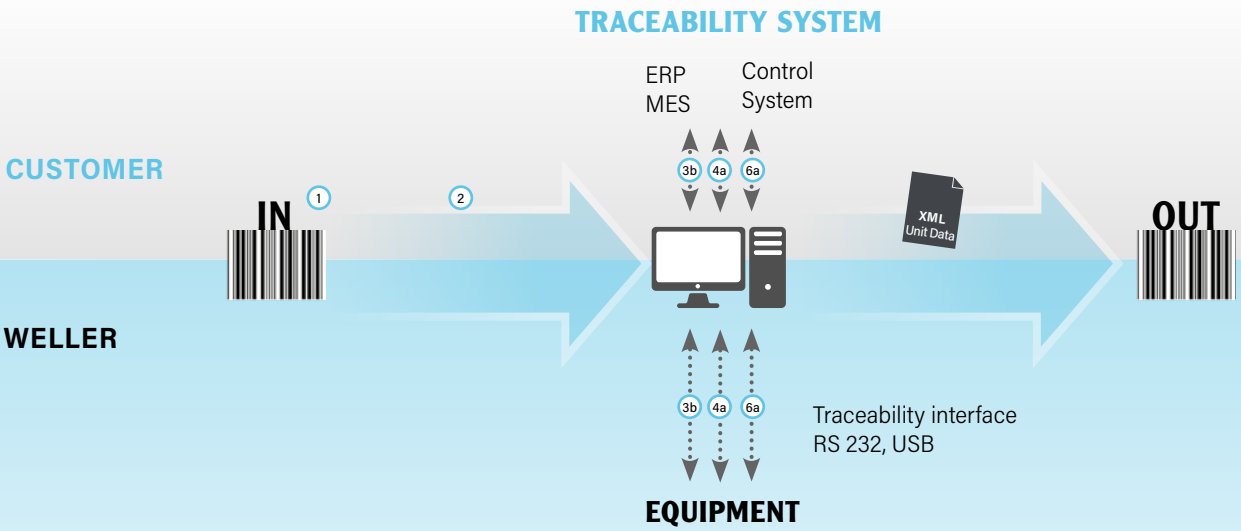



1. Begin processing of product:
   Scan PCB or product to be soldered.
2. Transmission of data to the Traceability System.
3. a Prepare WX station: The Traceability System delivers process parameter selection data.
3. b Parameterization of the WX station
   Process parameter lockout:
   Auto tool temperature set and lockout.

4. a Begin processing of product:
   Scan PCB or product to be soldered.
4. b Transmission of data to the Traceability System.
5. Prepare WX station: The Traceability System
6. a delivers process parameter selection data.
6. b Parameterization of the WX station
   Process parameter lockout:
   Auto tool temperature set and lockout.

How does traceability work?
See the video on
www.youtube.com/wellersoldering

PERFECTION

L'IMPULSION | Retrouvez nous sur www.limpulsion.fr

WX Line

THE BEST FOR EACH APPLICATION



Our WX TEAM

The five specialists from the Weller WX team will solve all your problems related to soldering, desoldering and the use of hot air in your manufacturing process.
The entire WX team offers full WX tool compatibility, tried-and-tested benchtop functions and all essential traceability features.

ESD-safe

All WX devices are ESD-safe and can be used in electrostatic protected areas

Huge energy savings
Usage sensor

Thanks to an integrated sensor, WX tools are motion activated. This means that they consume power only when they are actually in use. Connected accessories also go into standby mode.

WXA 2



Safe manual soldering

Weller WX stations make the manual soldering process safer, a crucial factor in the automotive, aerospace and medical technology industries. This is guaranteed by temperature and tool locking, and tool-specific temperature settings.



Use as benchtop controller

Integrated USB ports provide WX stations with a connection to and control over soldering fume extractors, pre-heat plates and programmable logic controllers (PLC). The connected tools feed back their parameters and status.



Intelligent tool detection

All connected tools and accessories are detected automatically by the stations and shown on the display.



Multifunctional USB port

Firmware updates and registration are quick and easy using USB sticks.



Traceability

All WX stations are traceable and can be integrated into an existing traceability process.



Extremely short learning curve

Multi-language menu guide: German, English, French, Italian, Spanish, Portuguese and Mandarin. Other languages can be implemented on request.



Robot output

A digital, optically decoupled robot connection comes as standard.



Integrated parameter memory

Parameters such as standby temperatures and automatic switch-off time can easily be stored in the soldering iron. Parameters only need to be stored once; the soldering iron can then use them with any WX station.

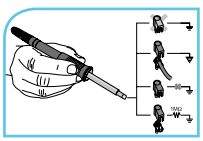

Maximum safety, maximum flexibility

A unique potential equalization connection is provided free of charge. The jack sleeve has 4 possible settings: hard ground, potential equalization, floating and soft ground.

L'IMPULSION | Retrouvez nous sur www.limpulsion.fr

WX tool selection

TRACEability Weller qualified

Active Tip
Power Response
Silver Line



WXP 65 | Soldering iron 65 W,
24 V with Power-Response Heating Technology

WXP 80 | Soldering iron 80 W,
24 V with Silver-Line Heating Technology



WXP 90 | Soldering iron 90 W,
24 V with Power Response Heating Technology

WXP 120 | Soldering iron 120 W,
24 V with Power-Response Heating Technology



WXP 200 | Soldering iron 200 W,
24 V with Power-Response Heating Technology

WXMP | Micro soldering iron WXMP 40 W,
12 V (hand piece without tips)



WXMT | Micro desoldering hand piece,
2 x 40 W Micro desoldering tweezers



WXDP 120 | Desoldering iron 120 W, 24 V

WXDV 120 | Desoldering iron 120 W, 24 V

WXHAP 200 | Hot air iron 200 W,
24 V with hot air nozzle R 06 round Ø 3,0 mm



WRK | Reflowset

WVP | Vacuum pick-Up



WHP 1000 | Preheating plate 1000 W

WHP 3000 | Infrared preheating plate 600 W
with Easy Fix board holder



WHP 3000 | 1200 W Infrared Preheating plate

WXHP 120 | Preheating plate 120 W

WXSB 200 | Soldering bath 200 W, 24 V



Zero Smog 4V
Fume extraction unit Zero Smog 4V

Zero Smog 6V
Fume extraction unit Zero Smog 6V

Zero Smog 20T
Mobile fume extraction unit for up to
20 FE-Soldering irons



Zero Smog TL
Fume extraction unit Zero Smog TL

Zero Smog EL
Fume extraction unit Zero Smog EL



WX 1

200 W (255 W)
Soldering power unit
with 1 channel



WX 2

200 W (255 W)
Soldering power unit
with 2 channels



WXD 2

200 W (255 W)
Desoldering power unit
with 2 channels



WXA 2

200 W (255 W)
Hot-air power unit
with 2 channels



WXR 3

420 W (600 W)
Rework power unit
with 3 channels

	WX 1	WX 2	WXD 2	WXA 2	WXR 3
	✓	✓	✓	✓	✓
	✓	✓	✓	✓	✓
	✓	✓	✓	✓	✓
	✓	✓	✓	✓	✓
	✓	✓	✓	✓	✓
	✓	✓	✓	✓	✓
	✓	✓	✓	✓	✓
			✓		✓
			✓		✓
				✓	✓
					✓
					✓
	✓	✓	✓	✓	✓
	✓	✓	✓	✓	✓
	✓	✓	✓	✓	✓
	✓	✓	✓	✓	✓
	✓	✓	✓	✓	✓
	✓	✓	✓	✓	✓
	✓	✓	✓	✓	✓
	✓	✓	✓	✓	✓
	✓	✓	✓	✓	✓
	✓	✓	✓	✓	✓

WXR 3 Rework station

EVERYTHING - AND MORE.

The WXR 3 Rework station is the perfect solution for all soldering, desoldering and hot-air jobs. The WXR 3 can handle the most demanding tasks but is also ideal for standard jobs. All units can cope with major manufacturing tasks quickly and surely thanks to their straight-forward settings. The station can also be integrated into a traceability process.



TECHNICAL DATA

Channels	3
Dimensions L x W x H (Inches)	10,75 x 9,25 x 4,02
Dimensions L x W x H (mm)	273 x 235 x 102
Weight (approx.) in kg	6.7
Voltage	230 V (50/60 Hz)
Power	420 W (600 W)
Protection class	I
Fuse	2.0 A (230 V)
Temperature range (depends on tool) °C	100 - 450 (550)
Temperature range (depends on tool) °F	200 - 850 (999)
Temperature accuracy °C	±9
Temperature accuracy °F	±17
Temperature stability °C	±2
Temperature stability °F	±4
Equipotential bonding	✓
Max. vacuum	0,7 bar
Interface	1x USB, 2x RS232, 2x Switching output
ESD-safe	✓
Automatic tool identification	✓
Traceability (unit data)	✓
Temperature accuracy for hot air °C	±30
Temperature accuracy for hot air °F	±54
Capacity l/min	18, max.
Max. hot air flow rate l/min (depends on tool)	15
Built-in pump	Periodic duty 30/30 s
IPC-compliant	yes
Display	255 x 128 dots / Backlighting
Benchtop controller	✓



600 Watts – unique

The WXR 3 is a 3-channel station with a total output of 600 W. The multifunctional WXR 3 is suitable for all applications, and can work with all WX tools.



Two integrated pumps (self-contained)

A pair of integrated pumps make the system independent of a separate compressed air supply. A high-performance pump for vacuum and hot air, and a separate vacuum pump for pick-up tools.



Automatic / intelligent power management

The rework station provides 600 watts of power. Its intelligent power management function allows the available power to be distributed to the connected tools as required – a total of 600 watts. High-performance tools can be operated at the same time. 3 channels, 200 watts each.



User-friendly and easy to navigate

The LCD display shows all connected tools. Special functions can easily be set at the press of a button.

L'IMPULSION | Retrouvez nous sur www.limpulsion.fr

Weller

WXR 3

3-Channel Power Unit, 420 W (600 W)

420 W (600 W) WX compatible TRACEability Weller qualified

Order No. T005 35 006 99N



- All-in-one Station
- Benchtop controller capability e.g. Zero Smog Systems
- Automatic tool recognition and power management
- Compatible with all WX tools
- Storage medium in hand piece
- Blue LED backlighting
- Multilingual menu navigation

WXR 3030

3-Channel Rework Station, 420 W (600 W)

420 W (600 W) WX compatible TRACEability Weller qualified

Order No. T005 35 016 99N



- Power unit WXR 3, , 3 channels with WXHAP 200 Hot air iron, WXDP 120 Desoldering iron and WXP 65 Soldering iron

Scope of supply	Order No.	Model	Description
	T005 13 202 99N	WXDP 120 Set	Desoldering iron set for horizontal applications, with safety rest
	T005 27 120 99N	WXHAP 200 Set	Hot air soldering iron set with safety rest
	T005 29 184 99N	WVP	WVP Vacuum Pick-Up
	T005 29 212 99N	WXP 65 Set	Soldering iron 65 W, 24 V with safety rest
	T005 35 006 99N	WXR 3	3-Channel Power Unit, 420 W (600 W)
	T005 87 658 01N	PDN	PDN Pliers for changing nozzles.

L'IMPULSION Retrouvez nous sur www.limpulsion.fr

WXR 3031

3-Channel Rework Station, 420 W (600 W)

420 W (600 W) WX compatible TRACEability Weller qualified

Order No. T005 35 026 99N

- Power unit WXR 3, 3 channels with WXHAP 200 Hot air iron, WXDP 120 Desoldering iron and WXP 120 Soldering iron



Scope of supply	Order No.	Model	Description
	T005 13 202 99N	WXDP 120 Set	Desoldering iron set for horizontal applications, with safety rest
	T005 27 120 99N	WXHAP 200 Set	Hot air soldering iron set with safety rest
	T005 29 184 99N	WVP	WVP Vacuum Pick-Up
	T005 29 202 99N	WXP 120 Set	Soldering iron Set WXP 120 with safety rest
	T005 35 006 99N	WXR 3	3-Channel Power Unit, 420 W (600 W)
	T005 87 658 01N	PDN	PDN Pliers for changing nozzles.

WXR 3032

3-Channel Rework Station, 420 W (600 W)

420 W (600 W) WX compatible TRACEability Weller qualified

Order No. T005 35 036 99N

- Power unit WXR 3, 3 channels with WXHAP 200 Hot air iron, WXDV 120 Desoldering iron and WXP 65 Soldering iron



Scope of supply	Order No.	Model	Description
	T005 13 205 99N	WXDV 120 Set	Desoldering iron set for vertical applications, with safety rest
	T005 27 120 99N	WXHAP 200 Set	Hot air soldering iron set with safety rest
	T005 29 184 99N	WVP	WVP Vacuum Pick-Up
	T005 29 212 99N	WXP 65 Set	Soldering iron 65 W, 24 V with safety rest
	T005 35 006 99N	WXR 3	3-Channel Power Unit, 420 W (600 W)
	T005 87 658 01N	PDN	PDN Pliers for changing nozzles.

L'IMPULSION | Retrouvez nous sur www.limpulsion.fr

WXD 2 Desoldering station

REMOVE SOLDER WITH THE FASTEST DESOLDERING IRONS IN THE WORLD.



TECHNICAL DATA

Channels	2
Dimensions L x W x H (Inches)	6.69 x 5.94 x 5.12
Dimensions L x W x H (mm)	174 x 154 x 135
Weight (approx.) in kg	3.8
Voltage	230 V, 50 Hz
Power	200 W (255 W)
Protection class	I
Fuse	T2 A
Temperature range (depends on tool) °C	50 - 550
Temperature range (depends on tool) °F	150 - 999
Temperature accuracy °C	±9
Temperature accuracy °F	±17
Temperature stability °C	±2
Temperature stability °F	±4
Equipotential bonding	✓
Interface	1x USB, 2x RS232, 1x Switching output
ESD-safe	✓
Automatic tool identification	✓
Traceability (unit data)	✓
Air consumption l/min	35
Built-in pump	
Vacuum	max. 55 kPa (8psi)
IPC-compliant	yes
Compressed air connection	Outer diameter 6 mm (0.24 "), oil-free, dry compressed air
USB port	✓
Benchtop controller	✓
Display	255 x 128 pixels / Backlighting



External compressed air supply

The maintenance-free Venturi unit produces a constant vacuum using an external compressed air supply.



Fastest desoldering iron

With its 120 watts and extremely short heating time, the desoldering iron can easily handle jobs that would have been difficult in the past, including desoldering high mass PCBs.



No tedious cleaning

The new, extended nozzle shaft prevents the suction tube from sticking. Since the suction channel has also been replaced, the once tedious and time-consuming task of cleaning the tool is now a thing of the past.



Quick replacement

Thanks to ingenious mountings, the suction nozzle and solder cartridge can be changed quickly and easily – without the risk of burns or tricky replacement work.



Huge cost savings

The relatively low operating temperature (380°C) and automatic standby mode controlled by the use sensor increase the service life of the suction nozzles by a factor of 3.



Vacuum run-on

A vacuum run-on time can be set to prevent the suction pump blocking.



Two models are available.

The WXDP 120 is designed for horizontal operation and the WXDV 120 for vertical operation.

WXD 2

2-Channel Power Unit, 200 W (255 W)

200 W (255 W) WX compatible TRACEability Weller qualified

Order No. T005 34 266 99N

- Cost effective because only one station is needed
- Less rework by optimal use of tools and the correct working temperature. Reduction of running costs by longer tip lifetime.
- Desoldering iron with stand-by mode
- Patented, ESD safe glass display. Simple and fast setting of soldering parameter.



WXD 2010

2-Channel Solder- and Desoldering Station Set, 200 W (255 W)

200 W (255 W) WX compatible TRACEability Weller qualified

Order No. T005 34 286 99N

- Desoldering station WXD 2, 2 channels with desoldering iron WXDP 120
- Soldering- and desoldering tools with intelligent WX technology
- Connection to external compressed air supply required
- Energy effective: automatic stand-by mode for tools
- Patented, ESD safe glass display. Simple and fast setting of soldering parameter.



Scope of supply	Order No.	Model	Description
	T005 13 201 99N	WXDP 120	Desoldering iron 120 W, 24 V
	T005 13 250 99	XDS 1	Desoldering nozzle Inside Ø 1, 4 mm, Outside Ø 2, 5 mm, Nozzle length 10, 5 mm
	T005 15 172 99N	WDH 70	Safety rest with brass cleaning wool WXDP 120 desoldering iron
	T005 34 266 99N	WXD 2	2-Channel Power Unit, 200 W (255 W)
	T005 87 658 01N	PDN	PDN Pliers for changing nozzles.

L'IMPULSION | Retrouvez nous sur www.limpulsion.fr

WXD 2020

2-Channel Solder- and Desoldering Station Set, 200 W (255 W)

200 W (255 W) WX compatible TRACEability qualified

Order No. T005 34 296 99N



- Soldering and desoldering station WXD 2, 2 channels with WXDP 120 and soldering iron WXP 120
- Soldering- and desoldering tools with intelligent WX technology
- Connection to external compressed air supply required
- Energy effective: automatic stand-by mode for tools
- Patented, ESD safe glass display. Simple and fast setting of soldering parameter.

Scope of supply	Order No.	Model	Description
	T005 13 201 99N	WXDP 120	Desoldering iron 120 W, 24 V
	T005 13 250 99	XDS 1	Desoldering nozzle Inside Ø 1, 4 mm, Outside Ø 2, 5 mm, Nozzle length 10, 5 mm
	T005 15 121 99N	WDH 10	Safety rest with dry cleaner
	T005 15 172 99N	WDH 70	Safety rest with brass cleaning wool WXDP 120 desoldering iron
	T005 29 201 99N	WXP 120	Soldering iron 120 W, 24 V with Power-Response Heating Technology
	T005 34 266 99N	WXD 2	2-Channel Power Unit, 200 W (255 W)
	T005 44 704 99	XT B	Soldering tip chisel Ø 2,4 mm
	T005 87 658 01N	PDN	PDN Pliers for changing nozzles.

L'IMPULSION Retrouvez nous sur www.limpulsion.fr

WXA 2 Hot-Air station

THE PERFECT SOLUTION FOR HOT-AIR AND SOLDERING JOBS.

Clear handling advantages and tangible cost savings in one unit. That's what you get with the WXA 2 hot-air station. Ideal for complex hot-air jobs or traditional soldering. The amount of hot air (20 l/min at 6 bar) can be adjusted to any value in range. And of course the entire range of high-performance hot-air and soldering accessories is compatible with this station.



TECHNICAL DATA

Channels	2
Dimensions L x W x H (Inches)	6,69 x 5,95 x 5,12
Dimensions L x W x H (mm)	174 x 154 x 135
Weight (approx.) in kg	4.0
Voltage	230 V
Power	200 W (255 W)
Protection class	I
Fuse	T2A
Temperature range (depends on tool) °C	100 - 550
Temperature range (depends on tool) °F	200 - 999
Temperature accuracy °C	±9
Temperature accuracy °F	±17
Equipotential bonding	✓
Max. vacuum	
Interface	1x USB, 2x RS232, 1x Switching output
ESD-safe	✓
Automatic tool identification	✓
Traceability (unit data)	✓
Temperature accuracy for hot air °C	±30
Temperature accuracy for hot air °F	±54
Max. hot air flow rate l/min (depends on tool)	15
Air consumption l/min	20
Compressed air connection	Outer diameter 6 mm (0, 24 "), oil-free, dry compressed air
USB port	✓
Equipotential bonding socket	Via 3, 5 mm pawl socket on back of device.



Adjustable air amount

The amount of air can be controlled using the rotary knob. An external compressed air supply is needed. The amount of air is displayed in percent.



Adjustable operating mode

The unit has 3 separate operating modes.

Operating mode level 1 – the air flow continues for as long as the button on the hot-air iron or foot switch is pressed.

Operating mode level 2 – if the button is pressed once, the hot-air flow continues for between 0 and 300 seconds, stopping at the end of the set time.

Operating mode level 3 – the WXHAP 200 switches on with one press of the button and off with the second press.



Finger and foot switches

The air flow is controlled using the finger switch in the handle.

It can also be controlled by a foot switch (optional).



Ion trap

All WX devices are ESD-safe and can be used in electrostatically protected areas.

The ion trap in the iron ensures that the emerging hot air is free of static electricity.



Inert gas operation

An inert gas (nitrogen) can also be used for challenging soldering jobs to generate the hot air.

L'IMPULSION | Retrouvez nous sur www.limpulsion.fr

Weller

WXA 2

2-Channel Power Unit, 200 W (255 W)

200 W (255 W) WX compatible TRACEability Weller qualified

Order No. T005 34 256 99N

- Power unit, 2 channels
- For operation with external compressed air
- Simultaneous operation of 2 soldering tools



Scope of supply	Order No.	Model	Description
	T005 34 256 99N	WXA 2	2-Channel Power Unit, 200 W (255 W)

WXA 2010

2-Channel Hot-Air Station Set, 200 W (255 W)

200 W (255 W) WX compatible TRACEability Weller qualified

Order No. T005 34 306 99N

- Power unit WXA 2, 2 channels with hot air iron WXHAP 200
- Best set for hot air tasks
- Simultaneous operation of 2 soldering tools
- For operation with external compressed air



Scope of supply	Order No.	Model	Description
	T005 15 152 99N	WDH 30	Safety rest with dry cleaner
	T005 27 119 99N	WXHAP 200	Hot air iron 200 W, 24 V with hot air nozzle R 06 round Ø 3,0 mm
	T005 34 256 99N	WXA 2	2-Channel Power Unit, 200 W (255 W)
	T005 87 278 21	R04	R 04 Hot Air Nozzle Round, Ø 1,2 mm, for HAP 1 and HAP 200
	T005 87 278 22	R06	R06 Round Nozzle for HAP 1 and HAP 200, Ø 3.0 mm

L'IMPULSION Retrouvez nous sur www.limpulsion.fr

WX 2 Soldering station

A NEW ERA IN SOLDERING.

Cost saving because only one power unit is needed for different applications.
Use as benchtop controller saves energy.
Lowering the running costs by enlarged tip lifetimes.
Reduction of rework due to optimized tool use and correct working temperature.



TECHNICAL DATA

Channels	2
Dimensions L x W x H (Inches)	6,85 x 6,06 x 5,31
Dimensions L x W x H (mm)	174 x 154 x 135
Weight (approx.) in kg	3.45
Voltage	230 V, 50 Hz
Power	200 W (255 W)
Protection class	I
Fuse	T2A
Temperature range (depends on tool) °C	100 - 550
Temperature range (depends on tool) °F	210 - 999
Temperature accuracy °C	±9
Temperature accuracy °F	±17
Temperature stability °C	±2
Temperature stability °F	±4
Equipotential bonding	✓
Interface	1x USB, 2x RS232, 1x Switching output
ESD-safe	✓
Automatic tool identification	✓
Traceability (unit data)	✓
Display	255 x 128 dots / Backlighting
USB port	✓
Equipotential bonding socket	Via 3,5 mm pawl socket on back of device
Benchtop controller	✓



Visual process control through LED signal function

Blue LED ring light (light is out = Off, light is blinking = standby or heating up, light is on = tip ready for use)



Tailor-made performance

Weller heating technologies deliver precise performance on demand.



Quick heating time

WX soldering irons heat in ultra-quick time and can be used immediately.



Temperature stability/accuracy

All WX soldering tools have a temperature stability of ± 2° C and a temperature accuracy of ± 9° C, as per IPC standard.



Intuitive operation

The robust touch screen is a capacitive touch panel made of real glass. It is anti-static and temperature-resistant. The turn-and-click wheel with confirm button allows intuitive operation.

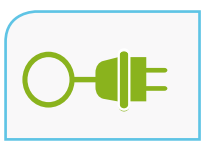

Huge energy savings Motion sensor

Thanks to an integrated sensor, WX tools are motion activated. This means that they consume power only when they are actually in use. Connected accessories also go into standby mode.

L'IMPULSION | Retrouvez nous sur www.limpulsion.fr

Weller

WX 2

2-Channel Power Unit, 200 W (255 W)

200 W (255 W) WX compatible TRACEability Weller qualified

Order No. T005 34 206 99N



- Innovative operation concept
- Robust touch screen with ESD safe glas
- Intuitive use with turn-click-wheel with enter key and finger guide.
- Blue LED backlighting
- Multilingual menu navigation
- High funcionality
- No safety rest with Stop & Go function needed thanks to integrated acceleration sensor
- Optimized precision, better stability by sensor in the soldering iron
- Specific parameterization of tool by storage medium in hand piece
- Visual process control via blue LED ring light

WX 2020

2-Channel Soldering Station Set, 200 W (255 W)

200 W (255 W) WX compatible TRACEability Weller qualified

Order No. T005 34 216 99N



- Power unit WX 2, with 2 channels, 2 soldering irons WXP 120 and 2 safety rests WDH 10
- Simultaneous operation of 2 soldering tools

Scope of supply	Order No.	Model	Description
	T005 15 121 99N	WDH 10	Safety rest with dry cleaner
	T005 29 201 99N	WXP 120	Soldering iron 120 W, 24 V with Power-Response Heating Technology
	T005 34 206 99N	WX 2	2-Channel Power Unit, 200 W (255 W)
	T005 44 704 99	XT B	Soldering tip chisel Ø 2,4 mm

L'IMPULSION Retrouvez nous sur www.limpulsion.fr

WX 2021

2-Channel Soldering Station Set, 200 W (255 W)

200 W (255 W) WX compatible TRACEability quantified

Order No. T005 34 226 99N

- Power unit WX 2, with 2 channels, soldering irons WXMP and 1 tweezers WXMT
- Simultaneous operation of 2 soldering tools



Scope of supply	Order No.	Model	Description
	T005 13 177 99N	WXMT	Micro desoldering tweezers 2 x 40 W, 12 V (hand piece without tips) for Active-Tip Heating Technology
	T005 15 169 99N	WDH 60	Safety rest with dry cleaner for WXMT Micro desoldering tweezers
	T005 15 171 99N	WDH 51	Safety rest with dry cleaner for WXMP Micro soldering iron
	T005 29 203 99N	WXMP	Micro soldering iron WXMP 40 W, 12 V (hand piece without tips) for Active-Tip Heating Technology
	T005 34 206 99N	WX 2	2-Channel Power Unit, 200 W (255 W)
	T005 44 603 99N	RTM 013 S	Standard soldering tip, chisel 1,3 x 0,4 mm
	T005 44 652 99N	RTW 2 45°	Soldering tip set 0,7 x 0,4 mm, 45°

L'IMPULSION Retrouvez nous sur www.limpulsion.fr

WX 1 Soldering Station

A CLASS OF ITS OWN.

The powerful, user-friendly WX 1 soldering station has redefined the world of soldering. Maximum process reliability for manual soldering tasks is guaranteed for the automotive, aerospace and medical technology industries. Any soldering process can be programmed easily using these intelligent tools, and a unique level of dependability assured. Whatever technique is used, these devices are intuitive and easy to operate thanks to their touch screens and language options.



TECHNICAL DATA

Channels	1
Dimensions L x W x H (Inches)	6,85 x 6,06 x 5,31
Dimensions L x W x H (mm)	174 x 154 x 135
Weight (approx.) in kg	3.42
Voltage	230 V, 50 Hz
Power	200 W
Protection class	I
Fuse	T2A
Temperature range (depends on tool) °C	100 - 550
Temperature range (depends on tool) °F	200 - 999
Temperature accuracy °C	±9
Temperature accuracy °F	±17
Temperature stability °C	±2
Temperature stability °F	±4
Equipotential bonding	✓
Interface	1x USB, 2x RS232, 1x Switching output
ESD-safe	✓
Automatic tool identification	✓
Traceability (unit data)	✓
Display	255 x 128 dots / Backlighting
USB port	✓
Equipotential bonding socket	Via 3,5 mm pawl socket on back of device
Benchtop controller	✓



Visual process control through LED signal function

Blue LED ring light (light is out = Off, light is blinking = standby or heating up, light is on = tip ready for use)



Tailor-made performance

Weller heating technologies deliver precise performance on demand.



Quick heating time

WX soldering irons heat in ultra-quick time and can be used immediately.



Temperature stability/accuracy

All WX soldering tools have a temperature stability of ± 2° C and a temperature accuracy of ± 9° C, as per IPC standard.



Intuitive operation

The robust touch screen is a capacitive touch panel made of real glass. It is anti-static and temperature-resistant. The turn-and-click wheel with confirm button allows intuitive operation.

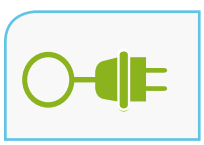

Huge energy savings Motion sensor

Thanks to an integrated sensor, WX tools are motion activated. This means that they consume power only when they are actually in use. Connected accessories also go into standby mode.

L'IMPULSION | Retrouvez nous sur www.limpulsion.fr

WX 1

1-Channel Power Unit, 200 W

200 W | WX compatible | TRACEability qualified

Order No. T005 34 176 99N



- Innovative operation concept
- Robust touch screen with ESD safe glas
- Intuitive use with turn-click-wheel with enter key and finger guide
- Blue LED backlighting
- Multilingual menu navigation
- High functionality
- No safety rest with Stop & Go function needed thanks to integrated acceleration sensor
- Optimized precision, better stability by sensor in the soldering iron
- Specific parameterization of tool by storage medium in hand piece
- Visual process control via blue LED ring light

WX 1010

1-Channel Soldering Station Set, 200 W

200 W | WX compatible | TRACEability qualified

Order No. T005 34 186 99N



- Power unit WX 1 with 1 channel, soldering iron WXP 120

Scope of supply

Order No.	Model	Description
T005 15 121 99N	WDH 10	Safety rest with dry cleaner
T005 29 201 99N	WXP 120	Soldering iron 120 W, 24 V with Power-Response Heating Technology
T005 34 176 99N	WX 1	1-Channel Power Unit, 200 W
T005 44 704 99	XT B	Soldering tip chisel Ø 2,4 mm

WX 1011

1-Channel Soldering Station Set, 200 W

200 W | WX compatible | TRACEability qualified | ESD

Order No. T005 34 196 99N

- Power unit WX 1 with 1 channel, micro soldering iron WXMP



Scope of supply	Order No.	Model	Description
	T005 15 171 99N	WDH 51	Safety rest with dry cleaner for WXMP Micro soldering iron
	T005 29 203 99N	WXMP	Micro soldering iron WXMP 40 W, 12 V (hand piece without tips) for Active-Tip Heating Technology
	T005 34 176 99N	WX 1	1-Channel Power Unit, 200 W
	T005 44 603 99N	RTM 013 S	Standard soldering tip, chisel 1,3 x 0,4 mm

WX 1012

1-Channel Soldering Station Set, 200 W

200 W | WX compatible | TRACEability qualified | ESD

Order No. T005 34 276 99N

- Power unit WX 1 with 1 channel, soldering iron WXP 65



Scope of supply	Order No.	Model	Description
	T005 15 121 99N	WDH 10	Safety rest with dry cleaner
	T005 29 211 99N	WXP 65	Soldering iron 65 W, 24 V with Power-Response Heating Technology
	T005 34 176 99N	WX 1	1-Channel Power Unit, 200 W
	T005 44 851 99	XNT A	Soldering tip chisel 1,6 x 0,4 mm

L'IMPULSION | Retrouvez nous sur www.limpulsion.fr

WT and WR series our Technology Line

THE CAN-DO SOLDERING STATIONS

Whenever it takes user-friendliness and ease of use, the soldering products of the Weller Technology line set new standards.
Due to their great price/performance ratio, they are perfect tools for cost-efficient soldering applications.



COMPLETE COMPATIBILITY



Cost-efficent

The short warm-up time for the soldering tools and a faster and simpler method for changing tools also enable lightning-fast work and ensure high time savings as a result.



Backwards Compatibility

All soldering irons of the WSD and WD soldering stations can be connected. (except micro soldering irons)



Easy-to-use

The user-friendly and easy handling allows a quick, uncomplicated handling of the equipment.

COST EFFICENT

EASY TO USE



1000S OF IRON AND TIP COMBINATIONS

L'IMPULSION
Retrouvez nous sur
www.limpulsion.fr

WT tool selection

Active Tip

Power Response

Silver Line



WTP 90 | 90 W SOLDERING IRON
The high-tech iron for universal use with power response tips.

WP 65 | 65 W SOLDERING IRON
For delicate and small applications.



WP 80 | 80 W SOLDERING IRON
Short tip-to-grip distance for all standard soldering applications.

WSP 80 | 80 W SOLDERING IRON
For all standard soldering applications.



WP 120 | 120 W SOLDERING IRON
For bigger solder joints.

WSP 150 | 150 W SOLDERING IRON
For soldering applications with high heat demand



WMRP | 40 W MICRO-SOLDERING IRON
For very small components with high energy demand

WMRT | 2 x 40 W MICRO-DESOLDERING TWEEZERS
Slim tweezers for excellent De-/soldering



WTA 50 | 2 x 25 W DESOLDERING TWEEZERS
For safe desoldering jobs.



HAP 1 | 100 W
SOLDERING & DESOLDERING IRON



DSX 80 | 80 W DESOLDERING IRON
For horizontal application.



DXV 80 | 80 W INLINE DESOLDERING IRON
For vertical application.



WHP 80 | 80 W HEATING PLATE
Preheating plate.



WSB 80 | 80 W SOLDER BATH
Connectable to all Weller 80 W digital station.

WSB 150 | 150 W SOLDER BATH
Connectable to all Weller 150 W stations.



Zero Smog TL
Fume extraction unit Zero Smog TL



WTHA1
900 W | 1 channel.
Hot air iron integrated

* Device connectable to the soldering stations via WT Hub

L'IMPULSION | Retrouvez nous sur www.limpulsion.fr



WT 1
90 W
1 channel
soldering station



WT 1H
150 W
1 channel
soldering station



WT 2M
150 W
2 channel
soldering station



WR 3M
360 W
3 channel
soldering station

	WT 1	WT 1H	WT 2M	WR 3M
	✓	✓	✓	✓
	✓	✓	✓	✓
	✓	✓	✓	✓
	✓	✓	✓	✓
		✓	✓	✓
		✓	✓	✓
			✓	✓
			✓	✓
	✓	✓	✓	✓
				✓
				✓
				✓
	✓	✓	✓	✓
	✓	✓	✓	✓
		✓	✓	✓
	✓	✓	✓	✓

WR 3M Rework Station

REWORK STATION WITH 3 CHANNELS

The versatile repair station is specifically tailored to the needs and requirements of professional repairs to latest-technology electronic sub-assemblies in industrial production engineering and in the repair and laboratory fields.



TECHNICAL DATA

Channels	3
Dimensions L x W x H (Inches)	11,02 x 9,45 x 4,06
Dimensions L x W x H (mm)	280 x 240 x 103
Weight (approx.) in kg	7.3
Voltage	230 V
Power	360 W (400 W)
Protection class	I
Overcurrent release	2 A
Temperature range (depends on tool) °C	93 - 454
Temperature range (depends on tool) °F	200 - 850
Temperature accuracy °C	±9°C
Temperature accuracy °F	±17°F
Temperature stability °C	±2°C
Temperature stability °F	±4°F
Equipotential bonding	✓
Max. vacuum	0.7 bar; 20.7 inHg
Interface	USB
ESD-safe	✓
Automatic tool identification	✓
Temperature accuracy for hot air °C	50 - 550
Temperature accuracy for hot air °F	150 - 999
Capacity l/min	18
Max. hot air flow rate l/min (depends on tool)	15 l/min
Built-in pump	Periodic duty 30/30 s
Vacuum	0,7 bar, max
IPC-compliant	(Tip to ground) Corresponds to IPC-J-001
Display	LCD

WR 3M

3-Channel Power Unit, 360 W (400 W)

360 W (400 W) WT compatible

Order No. T005 33 666 99N

- 3 independent tool channels
- Simoultaneous operation of up to 3 soldering tools
- Automatic tool detection
- Own vaccum channel for pick-up



L'IMPULSION | Retrouvez nous sur www.limpulsion.fr

Weller

WR 3000M

3-Channel Rework Station Set, 360 W (400 W) for horizontal applications

360 W (400 W) WT compatible

Order No. T005 33 686 99N



- Power unit WR 3M, 3 channels with soldering iron WP 80, desoldering iron DSX 80 and hot air iron HAP 200
- Large allround set for all repair jobs
- Desoldering iron DSX 80 for horizontal applications
- Simultaneous operation of hot air and desoldering

Scope of supply	Order No.	Model	Description
	T005 13 150 99	DX 113HM	DX 113HM Desoldering Nozzle with Threadless Fixture System for DSX 80 and DXV 80
	T005 13 190 99N	DSX 80	Desoldering iron 80 W, 24 V
	T005 15 152 99N	WDH 30	Safety rest with dry cleaner
	T005 15 161 99N	WDH 10T	Safety rest with Stop+Go function and dry cleaner for WP 65, WP 80 and WP 120 soldering iron
	T005 27 116 99N	HAP 200	Hot air iron 200 W, 24 V with hot air nozzle R 04 round Ø 1,2 mm
	T005 29 180 99N	WP 80	Soldering iron 80 W, 24 V with Silver-Line Heating Technology
	T005 29 184 99N	WVP	WVP Vacuum Pick-Up
	T005 33 666 99N	WR 3M	3-Channel Power Unit, 360 W (400 W)
	T005 44 405 99	LT B	Soldering tip, chisel, Ø 2,4 x 0,8 mm

L'IMPULSION Retrouvez nous sur www.limpulsion.fr

WR 3000M Set for vertical applications

3-Channel Rework Station Set, 360 W (400 W) for vertical applications

360 W (400 W) WT compatible

Order No. T005 33 683 99N



- Power unit WR 3M, 3 channels with soldering iron WP 80, desoldering iron DXV 80 and hot air iron HAP 200
- Large allround set for all repair jobs
- Desoldering iron DXV 80 for vertical applications
- Simultaneous operation of hot air and desoldering

Scope of supply	Order No.	Model	Description
	T005 13 150 99	DX 113HM	DX 113HM Desoldering Nozzle with Threadless Fixture System for DSX 80 and DXV 80
	T005 13 180 99N	DXV 80	Inline desoldering iron 80 W, 24 V
	T005 15 152 99N	WDH 30	Safety rest with dry cleaner
	T005 15 153 99N	WDH 40	Safety rest with dry cleaner for DXV 80 and WXDV 120 desoldering iron
	T005 15 161 99N	WDH 10T	Safety rest with Stop+Go function and dry cleaner for WP 65, WP 80 and WP 120 soldering iron
	T005 27 116 99N	HAP 200	Hot air iron 200 W, 24 V with hot air nozzle R 04 round Ø 1,2 mm
	T005 29 180 99N	WP 80	Soldering iron 80 W, 24 V with Silver-Line Heating Technology
	T005 29 184 99N	WVP	WVP Vacuum Pick-Up
	T005 33 666 99N	WR 3M	3-Channel Power Unit, 360 W (400 W)
	T005 44 405 99	LT B	Soldering tip, chisel, Ø 2,4 x 0,8 mm

Accessories for WR 3000M Sets

Order No.	Description
T005 87 388 50	Adapter for footswitch for WR 3000M Sets and WR 2
T005 13 120 99N	Foot-Switch 1-Step
T005 29 184 99N	WVP Vacuum Pick-Up
T005 87 658 01N	PDN Pliers for changing nozzles.

L'IMPULSION | Retrouvez nous sur www.limpulsion.fr

Weller

WR 2 Rework Station

REWORK ON HIGHEST LEVEL WITH 2 CHANNELS

One station meets the requirements of a rework workplace.
Unique connecting compatibility of all tools.
2 independent tool channels with automatic tool recognition guarantee the simultaneous operation of 2 soldering tools.
Tools are permanently ready for use.



TECHNICAL DATA

Channels	2
Dimensions L x W x H (Inches)	11,02 x 9,45 x 4,06
Dimensions L x W x H (mm)	280 x 240 x 103
Weight (approx.) in kg	5.6
Voltage	230 V
Power	250 W (300 W)
Protection class	I
Overcurrent release	1,6 A
Temperature range (depends on tool) °C	50 - 550
Temperature range (depends on tool) °F	150 - 999
Temperature accuracy °C	±9
Temperature accuracy °F	±17
Temperature stability °C	±2
Temperature stability °F	±4
Equipotential bonding	✓
Max. vacuum	0,7 bar
Interface	-
ESD-safe	✓
Automatic tool identification	✓
Temperature accuracy for hot air °C	±30
Temperature accuracy for hot air °F	±54
Capacity l/min	18
Max. hot air flow rate l/min (depends on tool)	10
Built-in pump	Periodic duty 30/30 s
Vacuum	0,7 bar
IPC-compliant	(Tip to ground) Corresponds to IPC-J-001
Display	LCD

WR 2

2-Channel Power Unit, 200 W (300 W)

250 W (300 W) WT compatible

Order No. T005 33 776 99N

- 2 independent channels with automatic tool recognition
- Simultanous operation up to 2 tools



L'IMPULSION | Retrouvez nous sur www.limpulsion.fr

WR 2002

2-Channel Rework Station Set, 200 W (300 W)

250 W (300 W) WT compatible

Order No. T005 33 806 99N

- Power unit WR 2, 2 channels with soldering iron WP 80, desoldering iron DSX 80
- Small repair set for all rework applications
- Simultaneous operation of up to 2 soldering tools (hot air and desoldering iron at the same time is not possible)



Scope of supply	Order No.	Model	Description
	T005 13 150 99	DX 113HM	DX 113HM Desoldering Nozzle with Threadless Fixture System for DSX 80 and DXV 80
	T005 13 190 99N	DSX 80	Desoldering iron 80 W, 24 V
	T005 15 121 99N	WDH 10	Safety rest with dry cleaner
	T005 15 152 99N	WDH 30	Safety rest with dry cleaner
	T005 29 180 99N	WP 80	Soldering iron 80 W, 24 V with Silver-Line Heating Technology
	T005 33 776 99N	WR 2	2-Channel Power Unit, 200 W (300 W)
	T005 44 405 99	LT B	Soldering tip, chisel, Ø 2,4 x 0,8 mm

L'IMPULSION Retrouvez nous sur www.limpulsion.fr

WR 2000ER

2-Channel Rework Station Set, 200 W (300 W)

250 W (300 W) WT compatible

Order No. T005 33 808 99N

- Power unit WR 2, 2 channels with desoldering iron DSX 120, soldering iron WP 65 and safety rests WDH 10 and WDH 30
- Repair kit for soldering and desoldering
- Simultaneous operation of up to 2 soldering tools



Scope of supply	Order No.	Model	Description
	T005 13 198 99N	DSX 120	Desoldering iron for horizontal applications
	T005 13 250 99	XDS 1	Desoldering nozzle Inside Ø 1, 4 mm, Outside Ø 2, 5 mm, Nozzle length 10, 5 mm
	T005 15 121 99N	WDH 10	Safety rest with dry cleaner
	T005 15 152 99N	WDH 30	Safety rest with dry cleaner
	T005 29 215 99N	WP 65	Soldering iron 65 W, 24 V with Power-Response Heating Technology
	T005 33 776 99N	WR 2	2-Channel Power Unit, 200 W (300 W)
	T005 44 851 99	XNT A	Soldering tip chisel 1,6 x 0,4 mm
	T005 87 658 01N	PDN	PDN Pliers for changing nozzles.

WR 2000A

2-Channel Rework Station Set, 200 W (300 W)

250 W (300 W) WT compatible

Order No. T005 33 786 99N

- Hot air station WR 2, 2 channels with hot air iron HAP 1
- Small hot air set
- Simultaneous operation of 2 soldering tools
- All soldering tools upto 200 W connectable



Scope of supply	Order No.	Model	Description
	T005 15 152 99N	WDH 30	Safety rest with dry cleaner
	T005 27 115 99N	HAP 1	Hot air iron 100 W, 24 V with hot air nozzle round R 06 Ø 3,0 mm
	T005 33 776 99N	WR 2	2-Channel Power Unit, 200 W (300 W)
	T005 87 278 21	R04	R 04 Hot Air Nozzle Round, Ø 1,2 mm, for HAP 1 and HAP 200
	T005 87 278 22	R06	R06 Round Nozzle for HAP 1 and HAP 200, Ø 3.0 mm

L'IMPULSION | Retrouvez nous sur www.limpulsion.fr

WT 2M Soldering Station

COMPATIBLE WITH MICRO TOOLS, AND MORE!

Packing 150 W of power, the multifunctional 2-channel WT 2M soldering station can operate 2 soldering tools simultaneously. It is backwards compatible with Weller's micro soldering tools, plus many existing passive tip tools providing high performance, easy handling, and long tip life.



TECHNICAL DATA

Channels	1
Dimensions L x W x H (Inches)	5,31 x 4,29 x 5,87
Dimensions L x W x H (mm)	135 x 109 x 149
Weight (approx.) in kg	2.88
Voltage	230 V
Power	150 W (160 W)
Protection class	I
Fuse	T800mA
Temperature range (depends on tool) °C	50 - 450
Temperature range (depends on tool) °F	150 - 850
Temperature accuracy °C	±9
Temperature accuracy °F	±17
Temperature stability °C	±2
Temperature stability °F	±4
Equipotential bonding	✓
USB port	
ESD-safe	✓
Automatic tool identification	
Display	LCD
Equipotential bonding socket	Via 3,5 mm pawl socket on back of device (normal state hard grounded)

WT 2M

2-Channel Power Unit, 150 W

150 W WT compatible

Order No. T005 34 436 99

- Serving 2 users at once (with intelligent power sharing)
- High performance and functionality - Compatible with Weller's microsoldering cartridge tip tools, plus many existing passive tip tools
- Intuitive use thanks to clear menu structure
- Reduced footprint thanks to stackability
- Automatic standby of tool thanks to integrated acceleration sensor in the tool
- Housing cover useable as storage
- OFF time, Prozess window, Lock function, Offset



WT 2010M

2-Channel Soldering Station Set, 150 W with soldering iron WTP 90

150 W WT compatible

Order No. T005 34 446 99



- Power unit WT 2M, 2 channel with soldering iron WTP 90 and safety rest WSR 200
- WTP 90: The soldering iron for universal use with power response tips. Tip family XNT & THM (high mass tips)
- Intuitive use thanks to clear menu structure
- Reduced footprint thanks to stackability
- Automatic standby of tool thanks to integrated acceleration sensor in the tool
- Housing cover useable as storage
- OFF time, Process window, Lock function, Offset

Scope of supply	Order No.	Model	Description
	T005 29 223 99N	WTP 90 Set	Hybrid soldering iron WTP 90 with safety rest
	T005 34 436 99	WT 2M	2-Channel Power Unit, 150 W

WT 2020M

2-Channel Soldering Station Set, digital 150 W with desoldering tweezers WMRT and soldering iron WMRP

150 W WT compatible

Order No. T005 34 456 99



- Power unit WT 2M, 2 channel station with WMRT micro desoldering tweezers and WSR 203 safety rest and WMRP micro soldering iron with WSR 205 safety rest
- WMRP: Micro soldering iron for Active-Tip Heating Technology, RT Tip family; WMRT: Micro desoldering tweezers for Active-Tip Heating Technology, RTW Tip family
- Intuitive use thanks to clear menu structure
- Reduced footprint thanks to stackability
- Automatic standby of tool thanks to integrated acceleration sensor in the tool
- Housing cover useable as storage
- OFF time, Process window, Lock function, Offset

Scope of supply	Order No.	Model	Description
	T005 13 173 99N	WMRT Set	Micro desoldering tweezers WMRT with safety rest
	T005 29 190 99N	WMRP Set	Micro soldering iron WMRP with safety rest
	T005 34 436 99	WT 2M	2-Channel Power Unit, 150 W

L'IMPULSION Retrouvez nous sur www.limpulsion.fr

WT 1H Soldering Station

THIS IS SOLDERING TODAY

If you need even more performance than 90 watts, then the high power version with 150 watts is the right solution.



TECHNICAL DATA

Channels	1
Dimensions L x W x H (Inches)	5.87 x 5.43 x 3.98
Dimensions L x W x H (mm)	149 x 138 x 101
Weight (approx.) in kg	3
Voltage	230 V, 50 Hz
Power	150 W
Protection class	I
Fuse	T2A
Temperature range (depends on tool) °C	50 - 550
Temperature range (depends on tool) °F	150 - 999
Temperature accuracy °C	±9
Temperature accuracy °F	±17
Temperature stability °C	±2
Temperature stability °F	±4
Equipotential bonding	✓
Interface	One switching output
ESD-safe	✓
Automatic tool identification	✓
Display	Backlit LCD
Equipotential bonding socket	Via 3,5 mm pawl socket on front of device



Front-mounted main switch

The front-mounted main switch ensures easy access at all times.



Multi-functional LC display

Unique LC display with a detailed overview of all functions. Adjustable background illumination. Power bar graph allows visual monitoring of the easily-readable output power from the station to the soldering iron tip.



New menu button

Provides ultimate user friendly access to and navigation in the menu structure.



Stackable units

The WT 1 / WT 1H soldering stations can be stacked on the WTHA 1 hot-air station, or on each other, saving space on the workbench.



2-in-1 WSR safety rest

The soldering iron holder can be rotated 180°. The user can choose between wet and dry cleaning.

WT 1H

1-Channel Power Unit, 150 W

150 W WT compatible

Order No. T005 34 356 99N



- High productivity (Power unit with 1 channel, 150W)
- Intuitive use thanks to clear menu structure
- Reduced footprint thanks to stackability
- Grafical backlit LC-Display
- High performance and functionality - many connectable tools
- Automatic standby of tool thanks to integrated acceleration sensor in the tool
- Housing cover useable as storage
- OFF time, Prozess window, Lock function, Offset

WT 1010H

1-Channel Soldering Station Set, 150 W with soldering iron WP120

150 W WT compatible

Order No. T005 34 386 99N



- Power unit WT 1H, 1 channel with soldering iron WP 120 Robust and safety rest WSR 201
- WP 120 (120 W): All-rounder with Power-Response soldering tip, XT Tip family and XT soldering head
- OFF time, Prozess window, Lock function, Offset

Scope of supply	Order No.	Model	Description
	T005 15 175 99N	WSR 201	2-in-1 safety rest with metal wool brass and sponge
	T005 29 193 99N	WP 120	Soldering iron 120 W, 24 V with Power-Response Heating Technology
	T005 34 356 99N	WT 1H	1-Channel Power Unit, 150 W
	T005 44 704 99	XT B	Soldering tip chisel Ø 2,4 mm

L'IMPULSION Retrouvez nous sur www.limpulsion.fr

WT 1011H

1-Channel Soldering Station Set, 150 W with soldering iron WP 200

150 W WT compatible

Order No. T005 34 396 99N



- Power unit WT 1H, 1 channel with soldering iron WP 200 and safety rest WSR 202
- WP 200 High Power soldering iron (200 W) with power response tips. Ideal for applications with high mass applications. Tip Family XHT
- OFF time, Process window, Lock function, Offset

Scope of supply	Order No.	Model	Description
	T005 15 176 99N	WSR 202	2-in-1 safety rest with metal wool brass and sponge
	T005 29 199 99N	WP 200	Soldering iron 200 W, 24 V with Power-Response Heating Technology
	T005 34 356 99N	WT 1H	1-Channel Power Unit, 150 W
	T005 44 801 99	XHT D	Soldering tip, chisel, 5,0 x 1,2 mm

L'IMPULSION Retrouvez nous sur www.limpulsion.fr

Weller

WT 1 Soldering Station

THIS IS SOLDERING TODAY

The detailed LC display enables an unprecedented overview of all functions, quick and easy to reach via the new user-friendly menu button. The lightning quick change process of the heating element during operation allows efficient work with several different tip types in quick succession.



TECHNICAL DATA

Channels	1
Dimensions L x W x H (Inches)	5,87 x 5,44 x 3,98
Dimensions L x W x H (mm)	149 x 138 x 101
Weight (approx.) in kg	1.9
Voltage	230 V, 50/60 Hz
Power	95 W
Protection class	I
Fuse	0,5 A
Temperature range (depends on tool) °C	50 - 450
Temperature range (depends on tool) °F	150 - 850
Temperature accuracy °C	±9
Temperature accuracy °F	±17
Temperature stability °C	±2
Temperature stability °F	±4
Equipotential bonding	✓
Interface	One switching Output
ESD-safe	✓
Automatic tool identification	✓
Display	Backlit LCD
Equipotential bonding socket	Via 3,5 mm pawl socket on front of device



Front-mounted main switch

The front-mounted main switch ensures easy access at all times.



Multi-functional LC display

Unique LC display with a detailed overview of all functions. Adjustable background illumination. Power bar graph allows visual monitoring of the easily-readable output power from the station to the soldering iron tip.



New menu button

Provides ultimate user friendly access to and navigation in the menu structure.



Stackable units

The WT 1 / WT 1H soldering stations can be stacked on the WTHA 1 hot air station, or on each other, saving space on the workbench.



2-in-1 WSR safety rest

The soldering iron holder can be rotated 180°. The user can choose between wet and dry cleaning.

L'IMPULSION | Retrouvez nous sur www.limpulsion.fr

WT 1

1-Channel Power Unit, 95 W

95 W WT compatible

Order No. T005 34 346 99N



- High productivity (Power unit with 1 channel, 90 W)
- Intuitive use thanks to clear menu structure
- Reduced footprint thanks to stackability
- Grafical backlit LC-Display
- High performance and functionality - many connectable tools
- Automatic standby of tool thanks to integrated acceleration sensor in the tool
- Housing cover useable as storage
- OFF time, Process window, Lock function, Offset

Scope of supply	Order No.	Model	Description
	T005 34 346 99N	WT 1	1-Channel Power Unit, 95 W

WT 1010

1-Channel Soldering Station set, 95 W with soldering iron WTP 90

95 W WT compatible

Order No. T005 34 366 99N



- Power unit WT 1, 1 channel with soldering iron WTP 90 and safety rest WSR 200
- WTP 90: The soldering iron (90 W) for universal use with power response tips. Tip family XNT & XH (high mass tips)
- OFF time, Process window, Lock function, Offset

Scope of supply	Order No.	Model	Description
	T005 15 174 99N	WSR 200	2-in-1 safety rest with metal wool brass and sponge
	T005 29 222 99N	WTP 90	Hybrid soldering iron 90 W, 24 V with Power Response Heating Technology
	T005 34 346 99N	WT 1	1-Channel Power Unit, 95 W
	T005 44 851 99	XNT A	Soldering tip chisel 1,6 x 0,4 mm

L'IMPULSION Retrouvez nous sur www.limpulsion.fr Weller

WT 1012

1-Channel Soldering Station Set, digital 95 W with soldering iron WSP 80

95 W WT compatible

Order No. T005 34 406 99N

- Power unit WT 1, 1 channel with soldering iron WSP 80 and safety rest WSR 201
- WSP 80 soldering iron (80 W) with Silver-Line tips for all standard soldering applications. Tip family: LT
- OFF time, Process window, Lock function, Offset



Scope of supply	Order No.	Model	Description
	T005 15 175 99N	WSR 201	2-in-1 safety rest with metal wool brass and sponge
	T005 29 161 99N	WSP 80	Soldering iron 80 W, 24 V with Silver-Line Heating Technology
	T005 34 346 99N	WT 1	1-Channel Power Unit, 95 W
	T005 44 405 99	LT B	Soldering tip, chisel, Ø 2,4 x 0,8 mm

WT 1013

1-Channel Soldering Station Set, 95 W with soldering iron WP 80

95 W WT compatible

Order No. T005 34 416 99N

- Power unit WT 1, 1 channel with soldering iron WP 80 and safety rest WSR 201
- WP 80: Soldering iron (80 W) with Silver-Line tips for all standard applications with short tip-to-grip design. Tip family LT
- OFF time, Process window, Lock function, Offset



Scope of supply	Order No.	Model	Description
	T005 15 175 99N	WSR 201	2-in-1 safety rest with metal wool brass and sponge
	T005 29 180 99N	WP 80	Soldering iron 80 W, 24 V with Silver-Line Heating Technology
	T005 34 346 99N	WT 1	1-Channel Power Unit, 95 W
	T005 44 405 99	LT B	Soldering tip, chisel, Ø 2,4 x 0,8 mm

L'IMPULSION Retrouvez nous sur www.limpulsion.fr

WT 1014

1-Channel Soldering Station Set, 95 W with soldering iron WSP 80 Robust

95 W WT compatible

Order No. T005 34 426 99N



- Power unit WT 1, 1 channel with soldering iron WSP 80 Robust and safety rest WSR 201
- WSP 80 Robust soldering iron (80 W) with power response tips for all standard applications, robust version. Tip family LT
- OFF time, Process window, Lock function, Offset

Scope of supply	Order No.	Model	Description
	T005 15 175 99N	WSR 201	2-in-1 safety rest with metal wool brass and sponge
	T005 29 172 99N	WSP 80 Robust	Soldering iron robust 80 W, 24 V with Silver-Line Heating Technology
	T005 34 346 99N	WT 1	1-Channel Power Unit, 95 W

L'IMPULSION Retrouvez nous sur www.limpulsion.fr

WTHA 1 Hot-Air station

MORE THAN JUST A LOT OF HOT AIR.

One compact, easy-operating station with a smart controller. Temperature-adjustable for diverse rework applications, assuring fast, safe performance.



TECHNICAL DATA

Channels	1
Dimensions L x W x H (Inches)	8,35 x 6,77 x 4,80 Inch
Dimensions L x W x H (mm)	212 x 172 x 122 mm
Weight (approx.) in kg	1,95 kg
Voltage	230 V
Power	900 W
Protection class	I
Fuse	T 4A
Temperature range (depends on tool) °C	50 - 600
Temperature range (depends on tool) °F	100 - 1000
Temperature accuracy °C	± 30
Temperature accuracy °F	± 54
Temperature accuracy for hot air °C	± 30
Temperature accuracy for hot air °F	± 54
Equipotential bonding	
Interface	-
ESD-safe	✓
Max. hot air flow rate l/ min (depends on tool)	50
Control accuracy	± 30°C (± 54°F)
Capacity l/min	5 - 60 l / 20°C 5 - 110 l / 300°C
Compressed air connection	
Equipotential bonding socket	Via 3,5 mm pawl socket on front of device
Display	Graphical backlit LC-Display



Front-mounted main switch

The front-mounted main switch ensures easy access at all times.



Multi-function LCD screen

Unique LC display with a detailed overview of all functions. Adjustable background illumination. Power bar graph allows visual monitoring of the output power from the station to the hot air pencil.



New menu button

Provides ultimate user friendly access to and navigation in the menu structure.



Stackable units

The WT 1 / WT 1H soldering stations can be stacked on the WTHA 1 hot air station, or on each other, saving space on the workbench.



5 Pre-sets / temperature profile

Up to 5 pre-sets are available to define volume, temperature and time settings. With the profile mode activated, the pre-sets can be run in a selected sequential order.

WTHA 1

Hot Air Station 900 W

900 W | WT compatible | LOW SOUND LEVEL 56 db (A)

Order No. T005 31 736 99

- 900 W Hot air station for simple repair and heating tasks
- Modern and intuitive operational concept thanks to clear menu structure
- Reduced footprint thanks to stackability
- Electronical controlled temperature
- Acurate adjustment of hot air through bruschless turbine
- Up to 5 pre-sets which can be automatically run in a profile
- Housing cover useable as storage
- OFF time, Prozess window, Lock function, Offset
- Unit inkl. safety rest and fixed hot air iron



Scope of supply	Order No.	Model	Description
	T005 87 687 43N	TNR 40	TNR 40 hot air round nozzle Ø 4 mm, for WTHA 1

L'IMPULSION | Retrouvez nous sur www.limpulsion.fr

Weller

WE 1010 Soldering Station

WELLER EFFICIENCY – THE MOST POWERFUL STATION IN ITS CLASS

With the Efficiency Line WE Weller introduces a new digital 70 W soldering station especially designed for entry level professional soldering tasks, cable assembly and education. Its high power allows a fast heat-up and short recovery time of the iron, improving process speed, efficiency and precision during the soldering process.



TECHNICAL DATA

Channels	1
Dimensions L x W x H (Inches)	5.91 x 4.72 x 3.86
Dimensions L x W x H (mm)	150 x 120 x 98
Weight (approx.) in kg	1.4
Voltage	230 V
Power	85 W
Protection class	I
Fuse	
Temperature range (depends on tool) °C	100 - 450
Temperature range (depends on tool) °F	200 - 850
Temperature accuracy °C	± 5
Temperature accuracy °F	± 9
Temperature stability °C	± 6
Temperature stability °F	± 10
Interface	
ESD-safe	✓
Display	Digital LC Display



Powerful, user friendly and cost-efficient

- Powerful with 70 W – gets your soldering job done faster
- Easy to handle high performance iron
- Intuitive navigation
- Low total cost of ownership



Maximum reliability and protection

- Temperature stability and temperature lock protexts tips and components, affording a consistently high quality process with repeatable soldering results
- Flexible, heat resistant silicon cable
- Reinforced safety rest for secure iron storage



Power switch on the front

Convenient on/off control



Menu control buttons

Intuitive navigation of temperature, password protection, standby and auto setback modes



ET tip family

Wide range of longlife ET rips

L'IMPULSION | Retrouvez nous sur www.limpulsion.fr

WE 1010

1-Channel Power Unit, digital, 70 W

85 W WE

Order No. T005 32 986 99



- Power unit, 1 channel with soldering iron WEP 70 and safety rest PH 70
- 70 W solder iron with ergonomic handle and providing toolless tip change
- ESD safe station, iron and heat-resistant silicon cable for safe handling
- Using ET soldering tips
- Standby mode and auto setback conserves energy, protects equipment
- Password-protected to preserve settings
- Change hot tips out by hand by twisting the plastic knurled nut on the soldering pencil without an additional tool.

Scope of supply	Order No.	Model	Description
	4ETA-1	ET A	Soldering Tip Chisel 1,6 mm Width 1,6 mm Thickness 0,7 mm
	T005 87 707 06	PH 70	Safety rest for WEP 70
	T005 87 707 15	WEP 70	Soldering iron, 70 W with tooless tip change, ergonomic handle and heat-resistant silicon cable
	TC205	TC205	Cleaning sponge for WEP 70 safety rest

L'IMPULSION | Retrouvez nous sur www.limpulsion.fr

Weller

WSM 1C Mobile soldering

THE PROFESSIONAL SOLDERING STATION WITH RECHARGEABLE BATTERIES

"Just the thing" for users who need a small but professional tool for use in remote locations. Perfect for labs and productions.



TECHNICAL DATA

Channels	1
Dimensions L x W x H (Inches)	5,39 x 4,33 x 2,17 Inch
Dimensions L x W x H (mm)	137 x 110 x 55
Weight (approx.) in kg	0.41
Voltage	100-240 V AC / 12 V DC
Power	50 W
Protection class	III
Fuse	T5A
Temperature range (depends on tool) °C	100 - 400
Temperature range (depends on tool) °F	210 - 750
Temperature accuracy °C	± 9
Temperature accuracy °F	± 17
Temperature stability °C	± 5
Temperature stability °F	± 9
Interface	
ESD-safe	✓
Display	Touch-Sensor-Technology

Car adapter

Car adapter for recharge via 12 V board net.

Order No. T0058751880N



WSM 1C

WSM 1C - Rechargeable soldering station with micro soldering iron WMRP and soldering tip RT 3, chisel 1,3 mm and safety rest KH 17 with dry cleaner

50 W

Order No. T005 32 936 99N

- Solution for service technicians
- 50 W
- Recharged in 20 minutes.



Scope of supply

Order No.	Model	Description
	WSM 1C Unit	Rechargeable soldering station
T005 15 166 99	KH 17	Safety Rest for WSM 1/1C soldering iron.
T005 29 171 99N	WMRP	Micro soldering iron WMRP 40 W, 12 V (hand piece without tips) for Active-Tip Heating Technology
T005 44 603 99N	RTM 013 S	Standard soldering tip, chisel 1,3 x 0,4 mm

L'IMPULSION | Retrouvez nous sur www.limpulsion.fr

BGA / QFP
Repair systems

HIGHEST PRECISION



Weller provides efficient coverage for the entire reworking process with its repair and rework systems: Desoldering, pad cleaning, positioning and soldering in. Thanks to state-of-the-art camera technology, even small components can be manually positioned and repaired—with the greatest precision and absolute reliability along with optimum process control.





Ion trap

An ion trap provides hot air free of charge carriers.



Hot air pencils

The powerful, ergonomic hot-air pencils enable precise and efficient work. The extensive range of nozzles for these tools make them suitable for extensive application areas.



Optimum precision

The state-of-the-art technology in Weller heat guns provides optimum precision when soldering and desoldering SMD assemblies. This take advantage of Weller's patented nozzle technology.





Heating from above: selective and sensitive

The hot gas heater with patented nozzle system coupled with digital control electronics for temperature monitoring and regulation of the air flow rate facilitates the finely metered supply of heat to the components. A temperature sensor placed directly in the hot gas nozzle prevents thermal overload of the component and efficiently regulates the top heater, providing maximum process control.



Infra-red bottom heating

Consistently powerful preheating of the entire assembly with four individually connectible heating zones in accordance with current standards.



Monitoring software

The monitoring software determines temperature profiles and facilitates definition of the optimal soldering process.

WHA 3000 Hot-Air Station

THE VERSATILE SYSTEM FOR REPAIR AND REWORK OF FINE PITCH AND BGA COMPONENTS.

Performs demanding repair tasks on circuit boards with complex fine-pitch surface mounted components. The advanced control technology coupled with user-friendly operation, guarantees precision of repair productivity and quality.



TECHNICAL DATA

Channels	1
Dimensions L x W x H (Inches)	10,63 x 9,45 x 4,02 Inch
Dimensions L x W x H (mm)	240 x 270 x 101 mm (9,44 x 10,63 x 3,97 Inch)
Weight (approx.) in kg	14,0 kg
Voltage	230 V
Power	700 W
Protection class	1 (control unit and hand piece hard grounded)
Fuse	T3, 15A
Temperature range (depends on tool) °C	50 - 550
Temperature range (depends on tool) °F	150 - 999
Temperature accuracy °C	± 30
Temperature accuracy °F	± 54
Equipotential bonding	
Interface	Seriell
ESD-safe	✓
Max. hot air flow rate l/ min (depends on tool)	50
Air consumption l/min	5 - 100
Vacuum	-0,6 bar
Compressed air connection	400 - 600 kPa
Display	
Operating modes	N.A.
Additional vacuum channel	yes

WHA 3000V

Hot-air station 700 W

700 W

Order No. T005 33 366 99N

- With integrated vacuum
- 700 W Hot-air station
- For compressed air or inert gas



Scope of supply

Order No.	Model	Description
	WHA 3000 Unit	Hot-air station 700 W
T005 15 043 99N	AKT 30	Safety Rest with Stop+Go function for HAP 3000 hot-air iron
T005 15 049 99N	WHA 3000V / 3000P Nozzle change tool	Nozzle Change Tool WHA 3000V and WHA 3000P
T005 87 507 21N	NQ30	NQ 30 Hot-air nozzle 17,5 x 23,5 mm, four sides heated (Type NQ)
T005 87 577 70	WHA 3000V / 3000P Foot switch	Foot switch 2-stages for WHA 3000V and WHA 3000P

L'IMPULSION | Retrouvez nous sur www.limpulsion.fr

Weller

WHA 3000VS

Hot Air Rework Set with PCB Holder and Preheat Plate for Compressed Air or Inert Gas Operation

700 W WT compatible

Order No. T005 33 596 99N

- 700 W
- For use with inert gas



Scope of supply	Order No.	Model	Description
	T005 33 165 99N	WBHS PCB board holder with stand	PCB board holder with stand for WHA 3000P, WHA 3000V and WTHA 1
	T005 33 366 99N	WHA 3000V	Hot-air station 700 W
	T005 33 386 99N	WHP 3000 Infrared preheating plate	Infrared preheating plate 600 W with Easy Fix board holder

WHA 3000PS

Hot Air Station Set, 700 W

700 W WT compatible

Order No. T005 33 556 99N

- 700 W
- Integrated turbine
- Set with Infrared preheating plate and circuit board holder



Scope of supply	Order No.	Model	Description
	T005 33 165 99N	WBHS PCB board holder with stand	PCB board holder with stand for WHA 3000P, WHA 3000V and WTHA 1
	T005 33 346 99N	WHA 3000P Set	Hot air station 700 W / 230 V
	T005 33 386 99N	WHP 3000 Infrared preheating plate	Infrared preheating plate 600 W with Easy Fix board holder

L'IMPULSION Retrouvez nous sur www.limpulsion.fr

WQB 4000 Repair system

MAXIMUM PRECISION. MAXIMUM FLEXIBILITY. MAXIMUM USER-FRIENDLINESS.

Weller's WQB 4000 repair and rework station combines a completely new design with state-of-the-art split optic camera technology to provide users with absolute reliability, optimum process control and enhanced ease of use. The system was engineered to bring nely tuned balance of automated technology for component pick-up and positioning with a semi-automated rework cycle.



TECHNICAL DATA

Dimensions L x W x H (Inches)	24,8 x 24,8 x 25,6 (static)
Dimensions L x W x H (mm)	692 x 580 x 680 (static)
Voltage	230 V / 50-60 Hz
Power	2300 W
Protection class	1
Temperature accuracy °C	
Temperature accuracy °F	
Air consumption l/min	60 - 100
Compressed air connection	Compressed air hose outer diameter 6 mm (0,24")
Rated output of top heating (W)	700
Bottom heating	large 1600 W (260 x 260 mm) small 400 W (120 x 120 mm) (switchable)
Flow control	infinitely 5 - 50 l/min
Noise level (distance 1 m) dB(A)	< 69
Size (mm)	
ESD-safe	✓
Space requirement/ workspace L x W x H (mm)	Dynamic: 1030 x 580 x 680
Space requirement/workspace L x W x H (Inches)	43,3 x 25,6 x 26,8
Positioning aid	split optics
Optical positioning	✓
Recommended component size (mm)	4,5 x 4,5 - 50 x 50
Weight (approx.) in kg	40

WQB 4000SOPS

BGA/SMT Rework system 2300 W

2300 W | LOW SOUND LEVEL < 69 db (A)

Order No. T005 33 705 99

- 2300 W / 230 V
- BGA / SMT Rework system
- For component placement with placing system camera support



Scope of supply

Order No.	Model	Description
T005 87 137 98	Vacuum insert Ø 10 mm	Vacuum insert Ø 10 mm
T005 87 137 99	Vacuum insert Ø 4, 5 mm	Vacuum insert Ø 4,5 mm
T005 87 549 70	NQ adapter	NQ adapter only for WQB 2000/3000/4000
T005 87 557 82	Thermocouple Type K, Ø 0, 1 mm	Thermocouple Type K, Ø 0,1 mm

L'IMPULSION | Retrouvez nous sur www.limpulsion.fr

Weller

WTQB 1000 Repair system

PRECISE. FLEXIBLE. ONE-OF-A-KIND.

The WTQB 1000 SMD rework system provides complete rework process steps: desoldering, pad-cleaning, positioning and soldering. Thanks to an integrated camera, even the smallest parts can be manually placed and repaired with highest precision.



TECHNICAL DATA

Dimensions L x W x H (Inches)	25,98 x 14,17 x 15,35
Dimensions L x W x H (mm)	660 x 360 x 390
Voltage	230 V / 50 Hz
Power	
Protection class	1
Air consumption l/min	35 - 85
Compressed air connection	Air hose 6 mm (0,24")
Rated output of top heating (W)	300
Bottom heating	
Flow control	2 - 35 l/min
Noise level (distance 1 m) dB(A)	58 - 62
Size (mm)	
ESD-safe	✓
Space requirement/ workspace L x W x H (mm)	800 x 500 x 400
Space requirement/workspace L x W x H (Inches)	31,5 x 19,7 x 15,7
Positioning aid	Optical positioning frame
Optical positioning	✓
Recommended component size (mm)	1 x 1 - 42 x 42
Weight (approx.) in kg	22

WTQB 1000 Rework Station

SMD Rework System

LOW SOUND LEVEL 58 - 62 db (A)

Order No. T005 33 886 99

- Enables the user to easily and efficiently perform desoldering, pad-cleaning, positioning and soldering
- Camera supported positioning system enables high-precision work even on very small components
- Component size in mm: 1 x 1 - max. 42 x 42
- Full rework cycle capability meets highest repeatability and reproducibility of results
- No optical calibration needed
- Complete tools portfolio and exceptionally wide portfolio of accessories available



L'IMPULSION | Retrouvez nous sur www.limpulsion.fr

Advanced Automation
by the soldering experts

HIGHEST PRECISION. SUPERIOR RELIABILITY. INCREASED PRODUCTIVITY. ALL FROM ONE SOURCE.

More than half a century of experience in soldering and superiority in innovation, allows us to take our customers to the next step in achieving production excellence. The new WTBR 1000 Benchtop Robot represents a one-of-a-kind synergy of precision, reliability, and productivity of soldering tasks.

PRECISION



LED illuminated camera enables high-precision soldering with superior quality control



"On point" solder feeder next to the iron smoothly pulls the solder wire through the tube



Robust, sturdy construction protects the unit from disruptive movement or vibration

PRODUCTIVITY



Double drawer system for continuous production





WT 1H soldering station: the brain behind the robot: 150 W, precise temperature control and stability.

RELIABILITY



Easy to learn and use software





Safety cover fully encloses the integrated fume extraction system, protecting the user, workpiece, and equipment



wer height 100 mm)

L'IMPULSION | Retrouvez nous sur www.limpulsion.fr



Fully-enclosed system offers triple protection

Being a fully-enclosed system, with integrated fume extraction, the WTBR 1000 Benchtop Robot allows our customers to achieve the highest level of safety: protecting the operator, the workpiece (PCB) and the machine.



Double drawer system

A double drawer system allows continuous production thereby providing much higher process throughput, improving productivity and offering flexibility.



Easy to learn and use software

Enabling operators to start using the unit comfortably and quickly.



"On point" solder feeder

The solder feeder is designed to be in close proximity to the workpiece (PCB), pulling the wire rather than pushing it through the feeder tube.



WT 1H soldering station

The WTBR 1000 is equipped with Weller's high performance WT Line soldering tools, ensuring consistent quality of solder joints.



Integrated cleaning tool process

Metal brushes clean soldering tips



LED illuminated camera

Enables high-precision soldering with superior quality control.



Integrated fume extraction system

Safety cover fully encloses the integrated fume extraction system, protecting the user, workpiece, and equipment.

WTBR 1000 Solder Robot

ADVANCED AUTOMATION BY THE SOLDERING EXPERTS

Highest precision. Superior reliability. Increased productivity. All from one source.

The WTBR 1000 represents a one-of-a-kind synergy of precision, reliability, and productivity of soldering tasks.

Based on the proven component of the Weller portfolio, the system allows continuous production and thereby providing a significantly higher process throughput, improving productivity and offering flexibility.



TECHNICAL DATA

Dimensions L x W x H (Inches)	43,3 x 35,4 x 37,4
Dimensions L x W x H (mm)	1100 x 900 x 950
Voltage	200-230VAC / 50-60Hz
Two drawer working area (mm)	400 x 220 x 100 (each drawer 200 x 220 x 100)
Two Drawer working are (Inches)	15.75 x 8.66 x 3.9 (each drawer 7.9 x 8.66 x 3.9)
Two drawers (mm)	600 x 460 x 100 (each drawer 300 x 460 x 100)
Two drawers (Inches)	23.6 x 18.11 3.9 (each drawers 11.8 x 18.11 x 3.9)
Accura in µm	20
Speed	max. 200 mm/s (7.9 in/s)
Housing	Integrated
Solder wire Ø in mm	0,5 - 1,5
Solder wire Ø in Inch	0.02 - 0.06
Solder wire feeder speed	2 - 32 mm/s (0.08 - 1.25 in/s)
Soldering tool (standard)	WT 1H + HER 120
Fume extraction, incl.	Weller LL150
Weight (approx.) in kg	205
ESD-safe	✓

WTBR 1000 230 V

WTBR 1000 Soldering Robot

Order No. T005 13 985 99



- Highest soldering precision and superior reliability due to integrated Weller Technology Line soldering tools, as well as the solder feeder being in close proximity to the workpiece and an integrated LED illuminated camera
- Maximizing productivity thanks to double drawer system enabling continuous production
- Allows significant cost savings versus hand soldering
- Simple programming and data capturing
- Easy to learn and use software
- Safety cover fully encloses the integrated fume extraction system, protecting the user, workpiece, and equipment
- The robust and sturdy construction delivers precise solder joints at any time
- The fully-enclosed system provides a complete and CE-compliant solution to the customer

Scope of supply	Order No.	Model	Description
	FT-L15N	Laser Line LL 150	Laser extraction unit, 100- 240 V / 60 Hz
	T005 34 356 99N	WT 1H	1-Channel Power Unit, 150 W

Accessories	Order No.	Model	Description
	T005 13 860 99	WSW SAC M1 1,6 mm	WSW SAC M1 solder wire, Ø 1,6 mm, 500 gr.
	T005 13 861 99	WSW SAC M1 1,2 mm	WSW SAC M1 solder wire, Ø 1,2 mm, 500 gr.
	T005 13 862 99	WSW SAC M1 1,0 mm	WSW SAC M1 solder wire, Ø 1,0 mm, 500 gr.
	T005 13 863 99	WSW SAC M1 0,8 mm	WSW SAC M1 solder wire, Ø 0,8 mm, 500 gr.
	T005 13 864 99	WSW SAC M1 0,5 mm	WSW SAC M1 solder wire, Ø 0, 5 mm, 500 gr
	T005 13 866 99	WSW SAC L0 1,6 mm	WSW SAC L0 solder wire, Ø 1,6 mm, 500 gr.
	T005 13 867 99	WSW SAC L0 1,2 mm	WSW SAC L0 solder wire, Ø 1,2 mm, 500 gr.
	T005 13 868 99	WSW SAC L0 1,0 mm	WSW SAC L0 solder wire, Ø 1,0 mm, 500 gr.
	T005 13 869 99	WSW SAC L0 0,8 mm	WSW SAC L0 solder wire, Ø 0,8 mm, 500 gr.
	T005 13 870 99	WSW SAC L0 0,5 mm	WSW SAC L0 solder wire, Ø 0,5 mm, 500 gr.
	T005 44 723 99	XTR A	Soldering tip with twist lock, chisel, 1,6 x 0,7 mm
	T005 44 724 99	XTR B	Soldering tip with twist lock, chisel, 2,4 x 0,8 mm
	T005 44 725 99	XTR C	Soldering tip with twist lock, chisel, 3, 2 x 0, 8 mm
	T005 44 726 99	XTR D	Soldering tip with twist lock, chisel, 4,6 x 0,8 mm
	T005 44 727 99	XTR E	Soldering tip with twist lock, chisel, 5,9 x 1,2 mm
	T005 44 728 99	XTR M	Soldering tip with twist lock, chisel, 3,2 x 1,2 mm
	T005 87 637 30N	HER 120	Heating Element 120 W for Soldering Robot Application with WT 1H/PUD 151R

L'IMPULSION Retrouvez nous sur www.limpulsion.fr

Soldering iron and Safe-ty rests

THE PERFECT DUO FOR ALL SOLDERING APPLICATIONS

Weller soldering irons and safety rests are perfectly matched to guarantee optimum performance of the tools. The safe option for putting down the soldering iron protects against damage and increases the service life of the tools.

The Stop + Go safety rests and integrated sensors in the soldering irons provide for high energy savings. Weller soldering irons and safety rests—the perfect duo for optimum soldering results in the modern manufacturing industry and its diverse requirements.



PERFECT SOLDER JOINTS



Versatile

The ergonomic design and outstanding performance capacity of Weller soldering irons makes them versatile and able to be used for everything from the smallest soldering points to work with high heat requirements.



Precise

Weller soldering irons provide the highest precision with the shortest warm-up time.

L'IMPULSION | Retrouvez nous sur www.limpulsion.fr

Weller

Active-tip technology

RT RTW

Jobs with high heat requirements which standard tools cannot handle, for example micro soldering work under a microscope.

Silver-line technology

LT

For universal applications in which tip prices play a big role: LT tips are the most cost-effective in the whole product line

Response technology

XT XHT

Soldering SMD components for small solder pads with increased heat demand.

XNT THM

Soldering SMD components for small solder pads with increased heat requirements.

EASY-TO-USE



SAFE



Efficient

Quick and easy tip change without any extra tools.



2-in-1 WSR safety rest

The soldering iron holder can be rotated 180°. The user can choose between wet and dry tip cleaning.

Weller **HEATING TECHNOLOGIES**

CONCENTRATED POWER AT THE TIP.

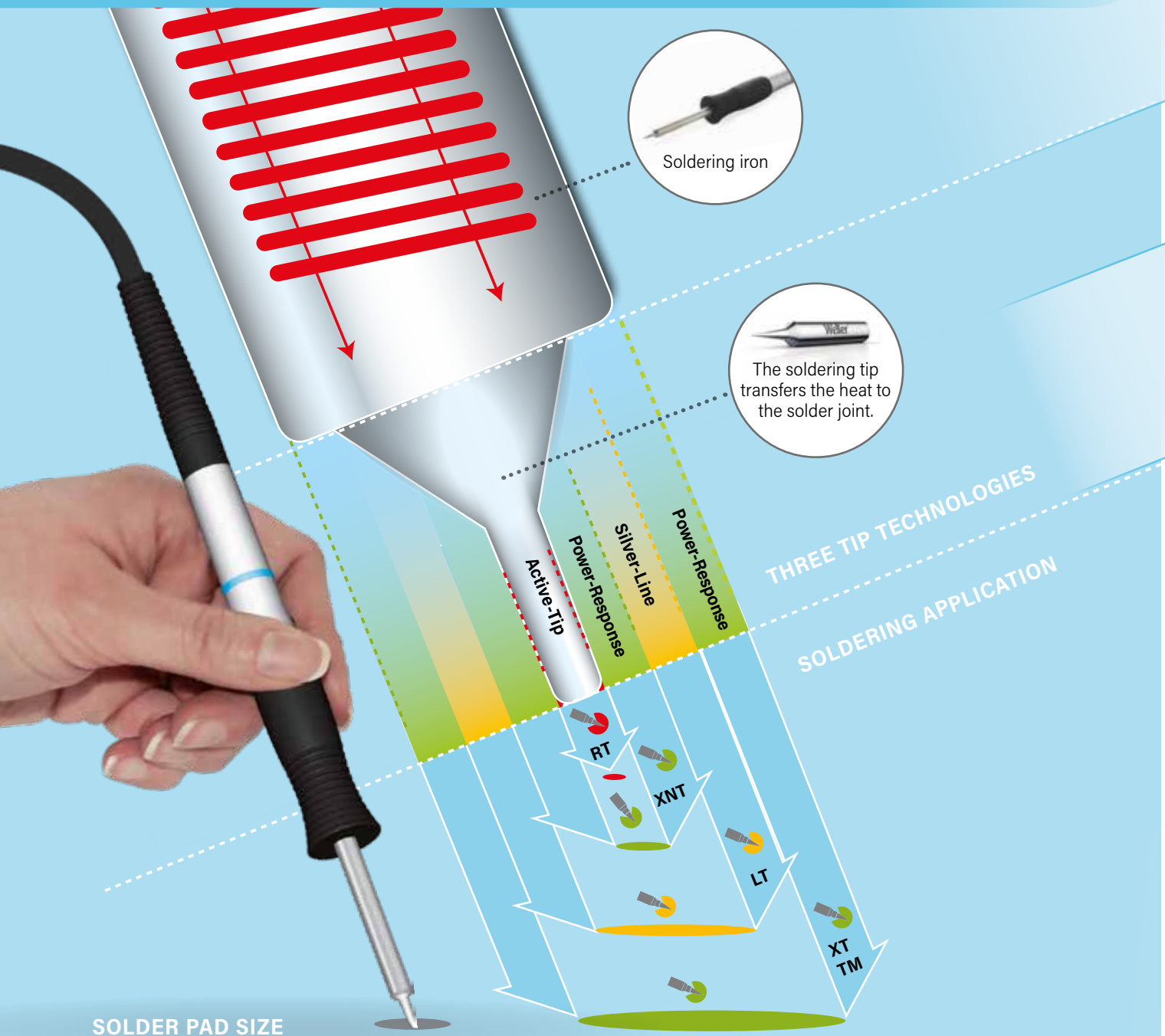

L'IMPULSION | Retrouvez nous sur www.limpulsion.fr

Weller

Weller®

3 STEPS TO THE PERFECT TOOL!

Weller tool selector

Weller #toolselector

Find the right iron on the web:
Weller toolselector

DO I HAVE THE RIGHT TOOL FOR MY APPLICATION?

Weller application finder

Weller #applicationfinder

Find the right technology on the web:
Weller Application Finder

Weller® TECHNOLOGY OVERVIEW

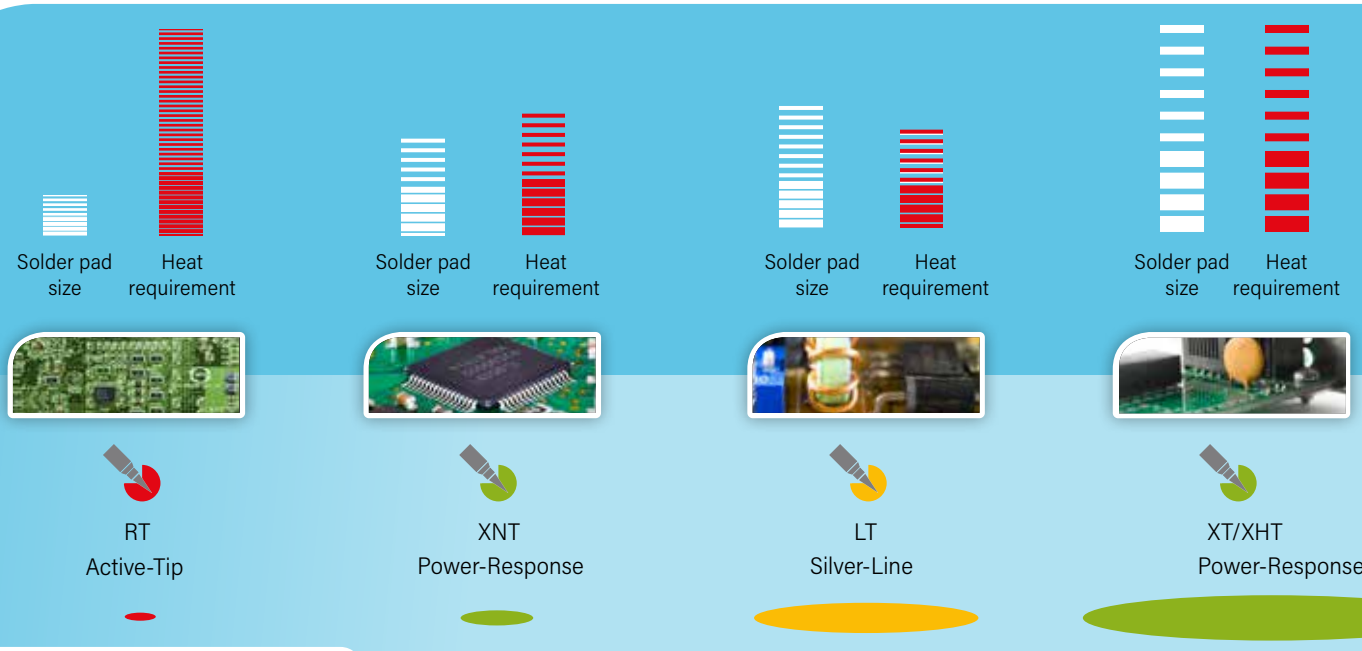

L'IMPULSION | Retrouvez nous sur www.limpulsion.fr

Soldering Irons

WX LINE

WXP 65 Set

Soldering iron 65 W, 24 V with safety rest

65 W | WX compatible | TRACEability qualified | Power Response | XNT

Order No. T005 29 212 99N



- Intelligent soldering Iron 65 W, 24 V
- For small and medium components with average energy demand
- For fine solder jobs with WX stations
- Parameter memory such as standby temperatures, automatic switch-off time
- Reduces total costs of ownership due to motion sensor
- Visual process control through LED signal function
- Interchangeable XNT soldering tips at low cost prices
- Power Response heating technology with improved sensor position
- Fast reaction time

Scope of supply	Order No.	Model	Description
	T005 15 121 99N	WDH 10	Safety rest with dry cleaner
	T005 29 211 99N	WXP 65	Soldering iron 65 W, 24 V with Power-Response Heating Technology
	T005 44 851 99	XNT A	Soldering tip chisel 1,6 x 0,4 mm

Accessories	Order No.	Model	Description
	T005 87 657 58N	Barrel for WP 65 and WXP 65	Barrel for WP 65 and WXP 65
	T005 87 657 67N	Barrel for bent for WXP 65 and WP 65	Barrel for bent for WXP 65 and WP 65

L'IMPULSION | Retrouvez nous sur www.limpulsion.fr

Weller

WXP 80 Set

Soldering iron 80 W, 24 V with Silver-Line Heating Technology



Order No. T005 29 209 99N

- 80 W, 24V
- For medium components with high energy demand
- For universal soldering jobs with WX stations
- Parameter memory such as standby temperatures, automatic switch-off time
- Reduces total costs of ownership due to motion sensor
- Visual process control through LED signal function
- Extensive range of LT soldering tips
- Silver-Line heating technology
- Fast heating up
- Intelligent Soldering Iron 80 W, 24 V

Scope of supply	Order No.	Model	Description
	T005 15 121 99N	WDH 10	Safety rest with dry cleaner
	T005 29 208 99N	WXP 80	Soldering iron 80 W, 24 V with Silver-Line Heating Technology
	T005 44 405 99	LT B	Soldering tip, chisel, Ø 2,4 x 0,8 mm

L'IMPULSION Retrouvez nous sur www.limpulsion.fr

WXP 90 Set

Hybrid soldering iron WXP 90 with safety rest

90 W | WX compatible | TRACEability quantified | Power Response | XNT

Order No. T005 29 225 99N



- Intelligent hybrid soldering iron 90 W, 24 V
- For small and medium components with high energy demand
- For challenging solder jobs with WX stations
- Parameter memory such as standby temperatures, automatic switch-off time
- Reduces total costs of ownership due to motion sensor
- Visual process control through LED signal function
- Interchangeable heating element including XNT soldering tip provides flexibilty
- Interchangeable XNT soldering tips at low cost prices
- Power Response heating technology with improved sensor position
- Fast heating up

Scope of supply	Order No.	Model	Description
	T005 15 171 99N	WDH 51	Safety rest with dry cleaner for WXMP Micro soldering iron
	T005 29 224 99N	WXP 90	Hybrid soldering iron 90 W, 24 V with Power Response Heating Technology
	T005 44 851 99	XNT A	Soldering tip chisel 1,6 x 0,4 mm
	T005 87 687 26N	Tip Changing Tool for WTP/WXP 90 soldering tips	Tip Changing Tool for changing straight XNT series tips on WTP/WXP 90 iron

Accessories	Order No.	Model	Description
	T005 29 185 99N	FE Attachment with tube Ø 4, 5 mm	FE Attachment with tube, Ø 4,5 mm, for WP 80, WSP 80, WMP, WMRP/WXMP, MLR 80
	T005 87 687 24N	Barrel for XNT tips for WTP/WXP 90	Barrel for XNT tips for WTP/WXP 90
	T005 87 687 25N	Heating Element WTP/WXP 90	Heating Element WTP/WXP 90
	T005 87 687 65	Barrel for bent XNT tips for WTP/WXP 90	Barrel for bent XNT tips for WTP/WXP 90
	T005 87 687 79	XH Spring Barrel	Barrel for WTP90/WXP90 XH Tips

L'IMPULSION | Retrouvez nous sur www.limpulsion.fr

Weller

WXP 120 Set

Soldering iron Set WXP 120 with safety rest

120 W | WX compatible | TRACEability qualified | Power Response | XT

Order No. T005 29 202 99N



- Intelligent soldering iron 120 W, 24 V
- For small and large components (High Mass) with high energy demand
- Allrounder for WX stations
- Parameter memory such as standby temperatures, automatic switch-off time
- Reduces total costs of ownership due to motion sensor
- Visual process control through LED signal function
- Interchangeable XT soldering tips at low cost prices
- Power Response heating technology with improved sensor position
- Fast reaction time

Scope of supply	Order No.	Model	Description
	T005 15 121 99N	WDH 10	Safety rest with dry cleaner
	T005 29 201 99N	WXP 120	Soldering iron 120 W, 24 V with Power-Response Heating Technology
	T005 44 704 99	XT B	Soldering tip chisel Ø 2,4 mm

Accessories	Order No.	Model	Description
	T005 29 214 99N	FE Attachment with tube WXP 65, WXP 120	FE Attachment with tube Ø 6,5 mm for WXP 65/WP 65 and WXP 120/WP 120 soldering irons
	T005 87 657 11N	Barrel WXP 120	Barrel for WXP 120
	T005 87 657 66N	Barrel for bent WXP 120	Barrel for bent for WXP 120

L'IMPULSION Retrouvez nous sur www.limpulsion.fr

WXP 120 Solar

Soldering iron WXP 120 with 2,5 m connection cable, without safety rest

120 W | WX compatible | TRACEability qualified | Power Response | XT

Order No. T005 29 210 99N



- Intelligent soldering iron 120 W, 24 V
- Soldering of solar modules with WX stations
- Parameter memory such as standby temperatures, automatic switch-off time
- Reduces total costs of ownership due to motion sensor
- Visual process control through LED signal function
- Interchangeable XT soldering tips at low cost prices
- Power Response heating technology with improved sensor position
- Fast reaction time

Scope of supply	Order No.	Model	Description
	T005 29 201 99N	WXP 120	Soldering iron 120 W, 24 V with Power-Response Heating Technology
	T005 44 730 99	XT DDH45	Soldering tip, sloped 45°, Ø 4 mm

Accessories	Order No.	Model	Description
	T005 87 657 11N	Barrel WXP 120	Barrel for WXP 120
	T005 87 657 66N	Barrel for bent WXP 120	Barrel for bent for WXP 120

L'IMPULSION | Retrouvez nous sur www.limpulsion.fr

Weller

WXP 200 Set

Soldering iron WXP 200 with safety rest

200 W | WX compatible | TRACEability qualified | Power Response | XHT

Order No. T005 29 206 99N



- Intelligent soldering iron 200 W, 24 V
- For very large components (Shielding) with high/ medium energy demand
- Most efficient soldering iron for WX stations
- Parameter memory such as standby temperatures, automatic switch-off time
- Reduces total costs of ownership due to motion sensor
- Visual process control through LED signal function
- Interchangeable XHT soldering tips at low cost prices
- Power Response heating technology with improved sensor position
- Fast reaction time

Scope of supply	Order No.	Model	Description
	T005 15 158 99N	WDH 31	Safety rest with dry cleaner for WP 200 and WXP 200 soldering iron
	T005 29 205 99N	WXP 200	Soldering iron 200 W, 24 V with Power-Response Heating Technology
	T005 44 801 99	XHT D	Soldering tip, chisel, 5,0 x 1,2 mm

Accessories	Order No.	Model	Description
	T005 87 637 25N	Barrel WP/WXP 200	Barrel for WP 200 and WXP 200

L'IMPULSION | Retrouvez nous sur www.limpulsion.fr

WXPP Set

Pico Soldering Iron WXPP with safety rest

40 W | WX compatible | TRACEability qualified | Active Tip | RTP

Order No. T005 29 227 99



- Intelligent Pico soldering iron 40 W, 12 V
- For very small components
- For miniature works under a microscope
- For WX station
- Parameter memory such as standby temperatures, automatic switch-off time
- Reduces total costs of ownership due to motion sensor
- RTP solder tips can be changed quickly and easily
- Active Tip (Cartridge)-System allows exchange of soldering tip despite a hot soldering iron
- Extremely short heating time

Scope of supply	Order No.	Model	Description
	T005 01 041 99	RTP 004 S	RT Pico tip, chisel 0.4mm×0.2mm
	T005 15 182 99	WSR 208	2-in-1 safety rest with metal wool brass and sponge
	T005 29 226 99	WXPP	Micro soldering iron WXPP 40 W, 12 V (hand piece without tips) for Active-Tip Heating Technology

L'IMPULSION | Retrouvez nous sur www.limpulsion.fr

WXPP MS Set

Pico Soldering Iron WXPP MS with safety rest

40 W | WX compatible | TRACEability qualified | Active Tip | RTP

Order No. T005 29 229 99



- Intelligent Pico soldering iron 40 W, 12 V
- Military Standard (MIL-SPEC)
- For very small components
- For miniature works under a microscope
- For WX station
- Parameter memory such as standby temperatures, automatic switch-off time
- Reduces total costs of ownership due to motion sensor
- RTP MS solder tips can be changed quickly and easily
- Active Tip (Cartridge)-System allows exchange of soldering tip despite a hot soldering iron
- Extremely short heating time

Scope of supply	Order No.	Model	Description
	T005 01 023 99	RTP 004 S MS	RT Pico tip, chisel 0.4mm×0.2mm, MIL-SPEC
	T005 15 182 99	WSR 208	2-in-1 safety rest with metal wool brass and sponge
	T005 29 228 99	WXPP MS	Micro soldering iron WXPP MS 40 W, 12 V (hand piece without tips) for Active-Tip Heating Technology

L'IMPULSION | Retrouvez nous sur www.limpulsion.fr

WXMP Set

Micro soldering iron WXMP with safety rest

40 W (55 W RT 11) | WX compatible | TRACEability qualified | Active Tip | RTM

Order No. T005 29 204 99N



- Intelligent Micro soldering iron 40 W, 12 V
- For very small components with high energy demand
- For miniature works under a microscope
- For WX station
- Parameter memory such as standby temperatures, automatic switch-off time
- Reduces total costs of ownership due to motion sensor
- RT solder tips can be changed quickly and easily
- Active Tip (Cartridge)-System allows exchange of soldering tip despite a hot soldering iron
- Extremely short heating time

Scope of supply	Order No.	Model	Description
	T005 15 171 99N	WDH 51	Safety rest with dry cleaner for WXMP Micro soldering iron
	T005 29 203 99N	WXMP	Micro soldering iron WXMP 40 W, 12 V (hand piece without tips) for Active-Tip Heating Technology
	T005 44 603 99N	RTM 013 S	Standard soldering tip, chisel 1,3 x 0,4 mm

L'IMPULSION | Retrouvez nous sur www.limpulsion.fr

Weller

WXMP MS Set

Micro soldering iron WXMP MS with safety rest

40 W (55 W RT 11MS) WX compatible TRACEability qualified Active Tip RTM

Order No. T005 29 217 99N



- Intelligent Micro soldering iron 40 W, 12 V
- Military Standard
- For very small components with high energy demand
- For miniature works under a microscope
- Excellent heat transfer and sensors
- Parameter memory such as standby temperatures, automatic switch-off time
- Reduces total costs of ownership due to motion sensor
- RT solder tips can be changed quickly and easily
- Active Tip (Cartridge)-System allows exchange of soldering tip despite a hot soldering iron
- Extremely short heating time

Scope of supply	Order No.	Model	Description
	T005 15 171 99N	WDH 51	Safety rest with dry cleaner for WXMP Micro soldering iron
	T005 29 213 99N	WXMP MS	Mikro-Lötkolben WXMP MS 40 W, 12 V (Handstück ohne Lötspitze) für Active-Tip Heizkörper Technologie
	T005 44 616 99N	RTM 013 S MS	Soldering tip, chisel 1,3 x 0,4 mm

L'IMPULSION Retrouvez nous sur www.limpulsion.fr

WXUP MS Set

Ultra soldering iron WXUP MS with safety rest

150 W | WX compatible | TRACEability qualified | Active Tip | RTU

Order No. T005 29 231 99



- Intelligent Ultra soldering iron 150 W, 24 V
- Military Standard (MIL-SPEC)
- For very big components with high energy demand
- For WX station
- Parameter memory such as standby temperatures, automatic switch-off time
- Reduces total costs of ownership due to motion sensor
- RTU MS solder tips can be changed quickly and easily
- Active Tip (Cartridge)-System allows exchange of soldering tip despite a hot soldering iron
- Extremely short heating time

Scope of supply	Order No.	Model	Description
	T005 01 060 99	RTU 032 S MS	RT Ultra tip, chisel short 3.2mm×0.8mm, MIL-SPEC
	T005 15 174 99N	WSR 200	2-in-1 safety rest with metal wool brass and sponge
	T005 29 230 99	WXUP MS	Ultra soldering iron WXUP MS 150 W, 24 V (handle without tips) for Active-Tip Heating Technology

L'IMPULSION | Retrouvez nous sur www.limpulsion.fr

Weller

WXMT Set

Micro desoldering tweezers WXMT with safety rest

80 W (2 x 40 W) WX compatible TRACEability Active Tip RTW

Order No. T005 13 178 99N



- Intelligent Micro desoldering tweezers 2 x 40 W, 12 V
- For soldering and desoldering of SMD components with high energy demand
- Slim tweezers for excellent de-/soldering works, tweezer is compatible with all WX Stations.
- Parameter memory such as standby temperatures, automatic switch-off time
- Reduces total costs of ownership due to motion sensor
- RTW solder tips can be changed quickly and easily
- Active Tip (Cartridge)-System allows exchange of soldering tip despite a hot soldering iron
- Extremely short heating time
- Standby function
- Excellent reaction time

Scope of supply	Order No.	Model	Description
	T005 13 177 99N	WXMT	Micro desoldering tweezers 2 x 40 W, 12 V (hand piece without tips) for Active-Tip Heating Technology
	T005 15 169 99N	WDH 60	Safety rest with dry cleaner for WXMT Micro desoldering tweezers
	T005 44 652 99N	RTW 2 45°	Soldering tip set 0,7 x 0,4 mm, 45°

L'IMPULSION Retrouvez nous sur www.limpulsion.fr

WXMT MS Set

Micro desoldering tweezers 2 x 40 W, 12 V with Active-Tip Heating Technology.

80 W (2 x 40 W) WX compatible TRACEability qualified Active Tip RTW

Order No. T005 13 203 99N



- Intelligent Micro desoldering tweezers 2 x 40 W, 12 V
- Military Standard (MS)
- RTW Soldering tips grounded seperately
- For soldering and desoldering of SMD components with high energy demand
- Slim tweezers for excellent De-/soldering works, tweezer is compatible with all WX Stations.
- Parameter memory such as standby temperatures, automatic switch-off time
- Reduces total costs of ownership due to motion sensor
- Schneller, werkzeugloser Lötspitzenwechsel der RTW Lötspitzen
- Active Tip (Cartridge)-System allows exchange of soldering tip despite a hot soldering iron

Scope of supply	Order No.	Model	Description
	T005 13 179 99N	WXMT MS	Mikro-Entlötpinzette WXMT MS 2 x 40 W, 12 V (Handstück ohne Lötspitze) für Active-Tip Heizkörper Technologie.
	T005 15 169 99N	WDH 60	Safety rest with dry cleaner for WXMT Micro desoldering tweezers
	T005 44 652 99N	RTW 2 45°	Soldering tip set 0,7 x 0,4 mm, 45°

Desoldering Irons

WX LINE

WXDP 120 Set

Desoldering iron set for horizontal applications, with safety rest

120 W | WX compatible | TRACEability qualified | XDS

Order No. T005 13 202 99N

- 120 W, 24 V High power desoldering iron
- Heat up time 35 sec only Set-back function
- Push and pull technology: cartridge change with one hand possible
- Programmable, intelligent WX desoldering iron



Scope of supply	Order No.	Model	Description
	T005 13 201 99N	WXDP 120	Desoldering iron 120 W, 24 V
	T005 13 252 99	XDS 3	Desoldering nozzle, Inside Ø 1,0 mm, Outside Ø 2,3 mm, Nozzle length 10,5 mm
	T005 13 254 99	XDS 5	Desoldering nozzle, Inside Ø 1,8 mm, Outside Ø 3,3 mm, Nozzle length 10,5 mm
	T005 15 172 99N	WDH 70	Safety rest with brass cleaning wool WXDP 120 desoldering iron
	T005 87 658 01N	PDN	PDN Pliers for changing nozzles.

Accessories	Order No.	Model	Description
	T005 87 657 73N	Maintenance set for WXDP/DSX 120	Maintenance set for WXDP 120 and DSX 120

WXDP 120 Robust

Desoldering iron robust for horizontal applications, without safety rest

120 W | WX compatible | TRACEability qualified | XDS

Order No. T005 13 206 99N



- 120 W, 24 V
- Integrated solder-deflector
- Heat up time 35 sec only, set-back function
- With excenter fixture
- Safety rest must be ordered separately.

Scope of supply	Order No.	Model	Description
	T005 13 201 99N	WXDP 120	Desoldering iron 120 W, 24 V
	T005 13 250 99	XDS 1	Desoldering nozzle Inside Ø 1, 4 mm, Outside Ø 2, 5 mm, Nozzle length 10, 5 mm
	T005 87 657 72	Conus cleaner for WXDP/WXDV 120 & DSX 120	Conus cleaner for WXDP 120 / WXDV 120 / DSX 120

Accessories	Order No.	Model	Description
	T005 87 657 73N	Maintenance set for WXDP/DSX 120	Maintenance set for WXDP 120 and DSX 120
	T005 87 658 01N	PDN	PDN Pliers for changing nozzles.

L'IMPULSION | Retrouvez nous sur www.limpulsion.fr

Weller

WXDV 120 Set

Desoldering iron set for vertical applications, with safety rest

120 W | WX compatible | TRACEability qualified | XDS | ESD

Order No. T005 13 205 99N



- 120 W, 24 V
- Temperature range 100 °C - 450 °C
- Heat-up time ca. 35 sec. (100 °C - 350 °C)
- Setback capable
- Blue LED indication light
- Integrated tin collector
- Internal parameter storage (Zero Tolerance)

Scope of supply

Order No.	Model	Description
T005 13 204 99N	WXDV 120	Desoldering iron 120 W, 24 V
T005 13 252 99	XDS 3	Desoldering nozzle, Inside Ø 1,0 mm, Outside Ø 2,3 mm, Nozzle length 10,5 mm
T005 13 254 99	XDS 5	Desoldering nozzle, Inside Ø 1,8 mm, Outside Ø 3,3 mm, Nozzle length 10,5 mm
T005 15 153 99N	WDH 40	Safety rest with dry cleaner for DXV 80 and WXDV 120 desoldering iron
T005 87 418 19	0058741819	Filter cartridge for WXDV 120 (5 pieces)
T005 87 657 72	Conus cleaner for WXDP/WXDV 120 & DSX 120	Conus cleaner for WXDP 120 / WXDV 120 / DSX 120
T005 87 657 73N	Maintenance set for WXDP/DSX 120	Maintenance set for WXDP 120 and DSX 120
T005 87 658 01N	PDN	PDN Pliers for changing nozzles.

L'IMPULSION | Retrouvez nous sur www.limpulsion.fr

Hot Air Irons

WX LINE

WXHAP 200 Set

Hot air soldering iron set with safety rest

200 W | WX compatible | TRACEability qualified | R

Order No. T005 27 120 99N



- 200 W, 24 V
- Temperature range 50°C to 550°C
- Blue LED light
- Internal Parameter storage (zero tolerance)
- Hot air flow ionic free

Scope of supply	Order No.	Model	Description
	T005 15 152 99N	WDH 30	Safety rest with dry cleaner
	T005 27 119 99N	WXHAP 200	Hot air iron 200 W, 24 V with hot air nozzle R 06 round Ø 3,0 mm
	T005 87 278 21	R04	R 04 Hot Air Nozzle Round, Ø 1,2 mm, for HAP 1 and HAP 200
	T005 87 278 22	R06	R06 Round Nozzle for HAP 1 and HAP 200, Ø 3.0 mm

L'IMPULSION | Retrouvez nous sur www.limpulsion.fr

Weller

Soldering Iron

WT LINE

WP 65 Set

Soldering iron WP 65 with safety rest

65 W | WT compatible | Power Response | XNT

Order No. T005 29 216 99N

- Soldering Iron 65 W, 24 V
- For small and medium components with average energy demand
- For fine solder jobs with WT stations and WR rework stations
- Interchangeable XNT soldering tips at low cost prices
- Power Response heating technology with improved sensor position
- Fast reaction time



Scope of supply	Order No.	Model	Description
	T005 15 121 99N	WDH 10	Safety rest with dry cleaner
	T005 29 215 99N	WP 65	Soldering iron 65 W, 24 V with Power-Response Heating Technology
	T005 44 851 99	XNT A	Soldering tip chisel 1,6 x 0,4 mm

Accessories	Order No.	Model	Description
	T005 87 657 58N	Barrel for WP 65 and WXP 65	Barrel for WP 65 and WXP 65
	T005 87 657 67N	Barrel for bent for WXP 65 and WP 65	Barrel for bent for WXP 65 and WP 65

L'IMPULSION | Retrouvez nous sur www.limpulsion.fr

WP 80 Set

Soldering iron WP 80 with safety rest

80 W | WT compatible | Silver Line | LT

Order No. T005 29 181 99N



- Soldering Iron 80 W, 24 V with Tip-to-Grip position
- For medium components with high energy demand
- For universal soldering jobs with WT stations and WR rework stations
- Extensive range of LT soldering tips
- Silver-Line heating technology
- Fast heating up

Scope of supply	Order No.	Model	Description
	T005 15 121 99N	WDH 10	Safety rest with dry cleaner
	T005 29 180 99N	WP 80	Soldering iron 80 W, 24 V with Silver-Line Heating Technology
	T005 44 405 99	LT B	Soldering tip, chisel, Ø 2,4 x 0,8 mm

Accessories	Order No.	Model	Description
	T005 87 448 45N	Barrel short for WP 80, spare part	Barrel short (40 mm) for WP 80, spare part, (standard for WP 80)
	T005 87 448 46N	Barrel long for WP 80, spare part	Barrel long (55 mm) for WP 80, spare part

L'IMPULSION | Retrouvez nous sur www.limpulsion.fr

Weller

WP 120 Set

Soldering iron WP 120 with safety rest

120 W | WT compatible | Power Response | XT

Order No. T005 29 194 99N

- Soldering Iron 120 W, 24 V
- For small and large components (High Mass) with high energy demand
- Allrounder for WT stations and WR rework stations
- Interchangeable XT soldering tips at low cost prices
- Power Response heating technology with improved sensor position
- Fast reaction time



Scope of supply	Order No.	Model	Description
	T005 15 161 99N	WDH 10T	Safety rest with Stop+Go function and dry cleaner for WP 65, WP 80 and WP 120 soldering iron
	T005 29 193 99N	WP 120	Soldering iron 120 W, 24 V with Power-Response Heating Technology
	T005 44 704 99	XT B	Soldering tip chisel Ø 2,4 mm

Accessories	Order No.	Model	Description
	T005 87 637 09N	Barrel for WP 120	Barrel for WP 120
	T005 87 658 02N	Barrel for bent for WP 120	Barrel for bent for WP 120

L'IMPULSION | Retrouvez nous sur www.limpulsion.fr

WP 120 Solar

Soldering iron WP 120 with safety rest, with 2,5 m connection cable

120 W | WT compatible | Power Response | XT

Order No. T005 29 207 99N



- Soldering Iron 120 W, 24 V
- Soldering of solar modules with WT stations and WR rework stations
- For small and large components (High Mass) with high energy demand
- Interchangeable XT soldering tips at low cost prices
- Power Response heating technology with improved sensor position
- Fast reaction time

Scope of supply	Order No.	Model	Description
	T005 29 207 99N	WP 120 Solar	Soldering iron WP 120 with safety rest, with 2,5 m connection cable
	T005 44 730 99	XT DDH45	Soldering tip, sloped 45°, Ø 4 mm

Accessories	Order No.	Model	Description
	T005 29 207 99N	WP 120 Solar	Soldering iron WP 120 with safety rest, with 2,5 m connection cable
	T005 87 637 43	Barrel for WP 120 Solar	Barrel for WP 120 Solar

L'IMPULSION | Retrouvez nous sur www.limpulsion.fr

Weller

WP 200 Set

Soldering iron WP 200 with safety rest

200 W | WT compatible | Power Response | XHT

Order No. T005 29 200 99N



- Soldering Iron 200 W, 24 V
- For large components (Shielding) with high energy demand
- Most efficient soldering iron for WT stations and WR rework stations
- Interchangeable XHT soldering tips at low cost prices
- Power Response heating technology with improved sensor position
- Fast reaction time

Scope of supply	Order No.	Model	Description
	T005 15 158 99N	WDH 31	Safety rest with dry cleaner for WP 200 and WXP 200 soldering iron
	T005 29 199 99N	WP 200	Soldering iron 200 W, 24 V with Power-Response Heating Technology
	T005 44 801 99	XHT D	Soldering tip, chisel, 5,0 x 1,2 mm

Accessories	Order No.	Model	Description
	T005 87 637 25N	Barrel WP/WXP 200	Barrel for WP 200 and WXP 200
	T005 87 637 72N	BARREL OPEN WP 200 / WXP 200	Barrel open WP/WXP 200 replacement

L'IMPULSION | Retrouvez nous sur www.limpulsion.fr

WSP 80 Set

Soldering iron WSP 80 with safety rest

80 W | WT compatible | Silver Line | LT

Order No. T005 33 125 99N



- Soldering Iron 80 W, 24 V with knurled nut for fast tip exchange
- For medium components with high energy demand
- For universal soldering jobs with WT stations and WR rework stations
- Extensive range of LT soldering tips
- Silver-Line heating technology
- Fast heating up

Scope of supply	Order No.	Model	Description
	T005 15 170 99N	KH 18	Safety Rest for WSP 80 soldering iron.
	T005 29 161 99N	WSP 80	Soldering iron 80 W, 24 V with Silver-Line Heating Technology
	T005 44 405 99	LT B	Soldering tip, chisel, Ø 2,4 x 0,8 mm

Accessories	Order No.	Model	Description
	T005 26 098 99N	Extension cord	Extension cord 7-wire, 3 m, up to 80 W, for WMP, WSP 80
	T005 87 447 10N	Barrel for WSP 80 spare part	Barrel for WSP 80 spare part
	T005 87 448 47N	Barrel for Soldering Irons WSP 80	Barrel for Soldering Irons WSP 80, WP 80IG and WP 120IG

L'IMPULSION | Retrouvez nous sur www.limpulsion.fr

Weller

WSP 150 Set

Soldering iron WSP 150 with safety rest

150 W | WT compatible | Silver Line | LTH

Order No. T005 29 189 99N

- 150 W, 24 V
- Ideal for applications with a high temperature demand
- Extensive range of LTH soldering tips
- Silver-Line heating technology



Scope of supply	Order No.	Model	Description
	T005 15 152 99N	WDH 30	Safety rest with dry cleaner
	T005 29 170 99N	WSP 150	Soldering iron 150 W, 24 V with Silver-Line Heating Technology
	T005 44 450 99	LHT F	Soldering Tip Chisel 9,3 x 1,8 mm

Accessories	Order No.	Model	Description
	T005 87 447 95	Tip Nut	Tip Nut for WSP 150

L'IMPULSION | Retrouvez nous sur www.limpulsion.fr

WTP 90 Set

Hybrid soldering iron WTP 90 with safety rest

90 W | WT compatible | Power Response | XNT

Order No. T005 29 223 99N



- Hybrid soldering iron 90 W, 24 V
- For small and medium components with high energy demand
- For challenging solder jobs with WT stations and WR rework stations
- Reduces total costs of ownership due to motion sensor
- Interchangeable heating element including XNT soldering tip provides flexibilty
- Interchangeable XNT soldering tips at low cost prices
- Power Response heating technology with improved sensor position
- Fast heating up

Scope of supply	Order No.	Model	Description
	T005 15 174 99N	WSR 200	2-in-1 safety rest with metal wool brass and sponge
	T005 29 222 99N	WTP 90	Hybrid soldering iron 90 W, 24 V with Power Response Heating Technology
	T005 44 851 99	XNT A	Soldering tip chisel 1,6 x 0,4 mm
	T005 87 687 26N	Tip Changing Tool for WTP/WXP 90 soldering tips	Tip Changing Tool for changing straight XNT series tips on WTP/WXP 90 iron

Accessories	Order No.	Model	Description
	T005 87 687 24N	Barrel for XNT tips for WTP/WXP 90	Barrel for XNT tips for WTP/WXP 90
	T005 87 687 25N	Heating Element WTP/WXP 90	Heating Element WTP/WXP 90
	T005 87 687 65	Barrel for bent XNT tips for WTP/WXP 90	Barrel for bent XNT tips for WTP/WXP 90

L'IMPULSION | Retrouvez nous sur www.limpulsion.fr

Weller

WMRP Set

Micro soldering iron WMRP with safety rest

40 W (55 W RT 11) | WT compatible | Active Tip | RTM

Order No. T005 29 190 99N

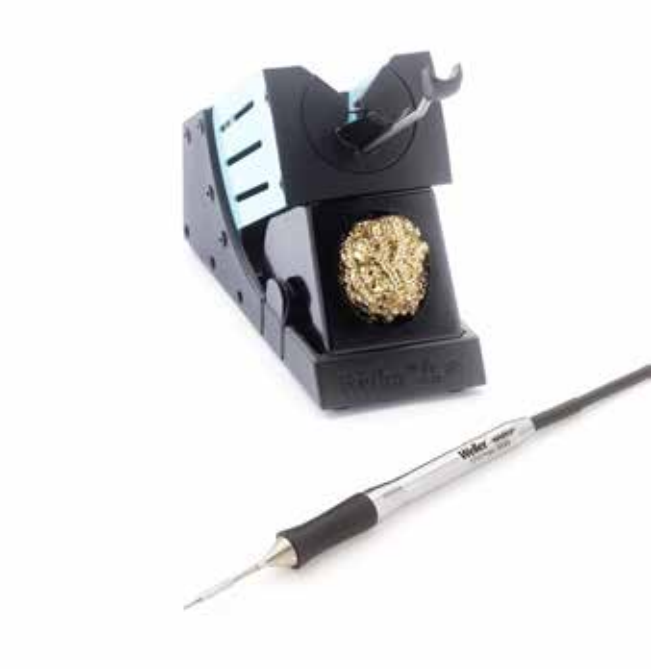

- Micro soldering iron 40 W, 12 V
- For very small components with high energy demand
- For miniature works under a microscope
- For rework stations WR 3M and soldering station WT 2M
- RT Soldering tips can be exchanged quickly and easily
- Active Tip (Cartridge)-System allows exchange of soldering tip despite a hot soldering iron
- Extrmely short heating time
- Standby function
- Excellent reaction time

Scope of supply	Order No.	Model	Description
	T005 15 156 99N	WDH 50	WDH 50 Safety Rest with Stop+Go Function for WMRP Micro Soldering Pencil with FE-attachment
	T005 29 171 99N	WMRP	Micro soldering iron WMRP 40 W, 12 V (hand piece without tips) for Active-Tip Heating Technology
	T005 44 603 99N	RTM 013 S	Standard soldering tip, chisel 1,3 x 0,4 mm

Accessories	Order No.	Model	Description
	T005 29 185 99N	FE Attachment with tube Ø 4, 5 mm	FE Attachment with tube, Ø 4,5 mm, for WP 80, WSP 80, WMP, WMRP/WXMP, MLR 80
	T005 87 518 16N	WMRH	Holder for RT Tips

L'IMPULSION | Retrouvez nous sur www.limpulsion.fr

WMRP MS

Micro soldering iron WMRP MS 40 W, 12 V (handpiece without tips) for Active-Tip Heating Technology

40 W (55 W RT 11MS) WT compatible Active Tip RTM

Order No. T005 29 192 99N



- Micro soldering iron 40 W, 12 V
- Military Standard
- For very small components with high energy demand
- For miniature works under a microscope
- For rework stations WR 3M and soldering station WT 2M.
- RT Soldering tips can be exchanged quickly and easily
- Active Tip (Cartridge)-System allows exchange of soldering tip despite a hot soldering iron
- Extrmely short heating time
- Standby function
- Excellent reaction time

Scope of supply	Order No.	Model	Description
	T005 29 192 99N	WMRP MS	Micro soldering iron WMRP MS 40 W, 12 V (handpiece without tips) for Active-Tip Heating Technology

Accessories	Order No.	Model	Description
	T005 15 156 99N	WDH 50	WDH 50 Safety Rest with Stop+Go Function for WMRP Micro Soldering Pencil with FE-attachment
	T005 44 616 99N	RTM 013 S MS	Soldering tip, chisel 1,3 x 0,4 mm

WMRT Set

Micro desoldering tweezers WMRT with safety rest

80 W (2 x 40 W) WT compatible Active Tip RTW

Order No. T005 13 173 99N



- Micro desoldering tweezers 2 x 40 W, 12 V
- For soldering and desoldering of SMD components with high energy demand
- Slim tweezers for excellent De-/soldering, compatible with the rework station WR 3M and WT 2M soldering station
- RTW solder tips can be changed quickly and easily
- Active Tip (Cartridge)-System allows exchange of soldering tip despite a hot soldering iron
- Extremely short heating time
- Standby function
- Excellent reaction time

Scope of supply	Order No.	Model	Description
	T005 13 174 99N	WMRT	Micro desoldering tweezers 2 x 40 W, 12 V (hand piece without tips) for Active-Tip Heating Technology
	T005 15 146 99N	WMRTH	Safety Rest with Stop + Go function for WMRT
	T005 44 652 99N	RTW 2 45°	Soldering tip set 0,7 x 0,4 mm, 45°

L'IMPULSION Retrouvez nous sur www.limpulsion.fr

WMRT MS

Micro desoldering tweezers WMRT MS (handpiece without tips) for Active-Tip Heating Technology

80 W (2 x 40 W) WT compatible Active Tip RTW

Order No. T005 13 175 99N



- Micro desoldering tweezers 2 x 40 W, 12 V
- Military Standard
- Soldering tips grounded seperately
- For soldering and desoldering of SMD components with high energy demand
- Slim tweezers for excellent De-/soldering, compatible with the rework station WR 3M and WT 2M soldering station
- RTW solder tips can be changed quickly and easily
- Active Tip (Cartridge)-System allows exchange of soldering tip despite a hot soldering iron
- Extremely short heating time
- Standby function
- Excellent reaction time

Scope of supply	Order No.	Model	Description
	T005 13 175 99N	WMRT MS	Micro desoldering tweezers WMRT MS (handpiece without tips) for Active-Tip Heating Technology

Accessories	Order No.	Model	Description
	T005 15 146 99N	WMRTH	Safety Rest with Stop + Go function for WMRT
	T005 44 657 99N	RTW 2MS 45°	Soldering tip set, chisel, 0,7 x 0,4 mm, 45°

L'IMPULSION Retrouvez nous sur www.limpulsion.fr

WTA 50 Set

Soldering tweezer set with safety rest

50 W (2 x 25 W) WT compatible Silver Line WTA

Order No. T005 33 133 99N



- Heated Desoldering Tweezers with 2 x 25 W, 24 V for WT stations
- For desoldering of SMD components
- Dual heating elements at protective low voltage
- Temperature sensors at both elements
- For WTA soldering tips

Scope of supply	Order No.	Model	Description
	T005 13 171 99N	WTA 50	Tweezers 2 x 25 W, 24 V
	T005 15 042 99N	AK 51	Safety rest for WTA 50 desoldering tweezers
	T005 44 141 99	WTA 1	Tip Set Bent 45°

Accessories	Order No.	Model	Description
	T005 13 176 99	WTAS 50 Align device	Align device for WTA tips

L'IMPULSION Retrouvez nous sur www.limpulsion.fr

Desoldering Iron

WT LINE

DSX 80 Set

Desoldering iron set for horizontal applications

80 W WT compatible DX

Order No. T005 13 183 99N



- Desoldering Iron with 80 W, 24 V for WT stations
- For electronics rework
- Electronically temperature controlled
- micro finger switch controls quick start, fast-action vacuum pump
- For DX soldering tips

Scope of supply	Order No.	Model	Description
	T005 13 142 99	DX 112	DX 112 Desoldering Nozzle with Threadless Fixture System for DSX 80 and DXV 80
	T005 13 143 99	DX 113	DX 113 Desoldering Nozzle with Threadless Fixture System for DSX 80
	T005 13 190 99N	DSX 80	Desoldering iron 80 W, 24 V
	T005 13 500 99N	Maintenance set DSX 80 / DXV 80	Maintenance set for DSX 80 and DXV 80
	T005 13 603 99N	Gasket for glass tube	Gasket for glass tube (10 pcs.)
	T005 15 152 99N	WDH 30	Safety rest with dry cleaner

Accessories	Order No.	Model	Description
	T005 13 125 99N	FE attachment set	FE Attachment for DS 22, DS 80 and DSX 80 desoldering irons
	T005 13 153 99	Measuring nozzle	DX Measuring Nozzle
	T005 13 604 99	Filter for glass tube (10)	Filter for glass tube Ø 16,2
	T005 13 790 99N	DX Desoldering nozzles set	Desoldering Nozzle Set DX110 - DX115 for DSX 80 und DXV 80
	T005 13 824 99	Metal Wool	Metal Wool for WDC Dry Cleaner (T0051512499), Replacement (2 Pieces)
	T005 15 124 99N	WDC Dry Cleaner	Dry cleaner for soldering tips with brass cleaning wool
	T005 87 067 94N	Conus cleaner	Conus cleaner for DSX 80 / DXV 80

L'IMPULSION Retrouvez nous sur www.limpulsion.fr

Weller

DSX 120

Desoldering iron for horizontal applications

120 W WT compatible XDS

Order No. T005 13 198 99N



- 120 W, 24 V
- Heat up time 35 sec only, set-back function
- With excenter fixture
- Safety rest must be ordered separately.

Scope of supply	Order No.	Model	Description
	T005 13 198 99N	DSX 120	Desoldering iron for horizontal applications
	T005 13 250 99	XDS 1	Desoldering nozzle Inside Ø 1, 4 mm, Outside Ø 2, 5 mm, Nozzle length 10, 5 mm
	T005 13 604 99	Filter for glass tube (10)	Filter for glass tube Ø 16,2
	T005 87 657 72	Conus cleaner for WXDP/WXDV 120 & DSX 120	Conus cleaner for WXDP 120 / WXDV 120 / DSX 120

Accessories	Order No.	Model	Description
	T005 15 152 99N	WDH 30	Safety rest with dry cleaner
	T005 87 657 73N	Maintenance set for WXDP/DSX 120	Maintenance set for WXDP 120 and DSX 120

L'IMPULSION Retrouvez nous sur www.limpulsion.fr

DSX 120 Robust

Desoldering iron for horizontal applications, without safety rest



120 W | WT compatible | XDS

Order No. T005 13 207 99N

- 120 W, 24 V
- Integrated solder-deflector
- Heat up time 35 sec only, set-back function
- With excenter fixture
- Safety rest must be ordered separately.
- High power desoldering iron, robust version

Scope of supply	Order No.	Model	Description
	T005 13 198 99N	DSX 120	Desoldering iron for horizontal applications
	T005 13 250 99	XDS 1	Desoldering nozzle Inside Ø 1, 4 mm, Outside Ø 2, 5 mm, Nozzle length 10, 5 mm
	T005 13 604 99	Filter for glass tube (10)	Filter for glass tube Ø 16,2
	T005 15 152 99N	WDH 30	Safety rest with dry cleaner
	T005 87 657 72	Conus cleaner for WXDP/WXDV 120 & DSX 120	Conus cleaner for WXDP 120 / WXDV 120 / DSX 120

Accessories	Order No.	Model	Description
	T005 87 657 73N	Maintenance set for WXDP/DSX 120	Maintenance set for WXDP 120 and DSX 120
	T005 87 658 01N	PDN	PDN Pliers for changing nozzles.

L'IMPULSION | Retrouvez nous sur www.limpulsion.fr

Weller

DXV 80 Set

Inline desoldering iron for vertical applications, with safety rest.

80 W WT compatible DX

Order No. T005 13 182 99N



- Desoldering Iron with 80 W, 24 V for WT stations
- For removal of SMD components
- For vertical applications
- Electronically temperature controlled
- Ceramic heating element is operating wth protective low voltage
- Handle utilizes a tin collector to hold the extracted solder
- For DX soldering tips

Scope of supply	Order No.	Model	Description
	T005 13 142 99	DX 112	DX 112 Desoldering Nozzle with Threadless Fixture System for DSX 80 and DXV 80
	T005 13 143 99	DX 113	DX 113 Desoldering Nozzle with Threadless Fixture System for DSX 80
	T005 13 180 99N	DXV 80	Inline desoldering iron 80 W, 24 V
	T005 13 500 99N	Maintenance set DSX 80 / DXV 80	Maintenance set for DSX 80 and DXV 80
	T005 15 153 99N	WDH 40	Safety rest with dry cleaner for DXV 80 and WXDV 120 desoldering iron
	T005 87 067 94N	Conus cleaner	Conus cleaner for DSX 80 / DXV 80
	T005 87 418 15N	Filter cartridge DXV 80	Filter cartridge for DXV 80, 5 pieces
	T005 87 418 23	T0058741823	Brush for heating element for DXV 80

Accessories	Order No.	Model	Description
	T005 13 790 99N	DX Desoldering nozzles set	Desoldering Nozzle Set DX110 - DX115 for DSX 80 und DXV 80

L'IMPULSION Retrouvez nous sur www.limpulsion.fr

Hot Air Iron

WT LINE

HAP 1 Set

Hot air iron set with safety rest

100 W R

Order No. T005 27 118 99N

- 100 W, 24 V
- Temperature range 50 °C to 550 °C
- Hot air flow ionic free
- Activated by finger switch



Scope of supply	Order No.	Model	Description
	T005 15 152 99N	WDH 30	Safety rest with dry cleaner
	T005 27 115 99N	HAP 1	Hot air iron 100 W, 24 V with hot air nozzle round R 06 Ø 3,0 mm
	T005 87 278 21	R04	R 04 Hot Air Nozzle Round, Ø 1,2 mm, for HAP 1 and HAP 200

HAP 200 Set

Hot air iron set with safety rest

200 W Silver Line R

Order No. T005 27 117 99N

- 200 W, 24 V
- Temperature range from 50 °C - 550 °C
- Activated by finger switch



Scope of supply	Order No.	Model	Description
	T005 15 152 99N	WDH 30	Safety rest with dry cleaner
	T005 27 116 99N	HAP 200	Hot air iron 200 W, 24 V with hot air nozzle R 04 round Ø 1,2 mm
	T005 87 278 21	R04	R 04 Hot Air Nozzle Round, Ø 1,2 mm, for HAP 1 and HAP 200
	T005 87 278 22	R06	R06 Round Nozzle for HAP 1 and HAP 200, Ø 3.0 mm
	T005 87 617 28	Adapter M6	Adapter M6 for HAP 200

L'IMPULSION Retrouvez nous sur www.limpulsion.fr

Weller

Low Voltage Soldering Iron

LR 21 Set

Soldering iron LR 21 with safety rest

50 W | WT compatible | Silver Line | LT

Order No. T005 29 187 99N

- 50 W, 24 V
- For standard soldering applications



Scope of supply	Order No.	Model	Description
	T005 15 152 99N	WDH 30	Safety rest with dry cleaner
	T005 25 106 99N	LR 21	Soldering iron 50 W, 24 V with LT M soldering tip adapter
	T005 44 415 99	LT M	Soldering tip, chisel tip long, Ø 3,2 mm

L'IMPULSION Retrouvez nous sur www.limpulsion.fr

Soldering Iron Magnastat

TCP 12

Magnastat Soldering iron 30/40 W

35 W Silver Line Magnastat

Order No. T005 10 053 99N

- 30/40 W, 12/14 V
- With adapter PT 7 (370 °C) and soldering tip LT M
- 3 m cord with battery clamps e.g. for car battery
- For PT Soldering tips



Scope of supply	Order No.	Model	Description
		TCP 12 handle	TCP 12 hand piece
	T005 44 415 99	LT M	Soldering tip, chisel tip long, Ø 3,2 mm
	T005 87 207 87	PT7-LT	PT7-LT-adapter with barrel 370 °C

TCP 24

Magnastat Soldering iron 50 W, 24 V

50 W Silver Line Magnastat

Order No. T005 10 001 99N

- 50 W, 24 V
- With adapter PT 7 (370 °C) and soldering tip LT M
- No grounding possible
- 2 wire silicone cord without plug
- For PT Soldering tips



Scope of supply	Order No.	Model	Description
		TCP 24 handle	TCP 24 hand piece
	T005 44 415 99	LT M	Soldering tip, chisel tip long, Ø 3,2 mm
	T005 87 207 87	PT7-LT	PT7-LT-adapter with barrel 370 °C

L'IMPULSION Retrouvez nous sur www.limpulsion.fr

TCP 42

Magnastat Soldering iron 45 W, 42 V

45 W Silver Line Magnastat

Order No. T005 10 055 71N



- 45 W, 24 V
- 2 wire cord (4 m) without plug
- For PT Soldering tips
- With adapter PT 7 (370 °C) and soldering tip LT M

Scope of supply	Order No.	Model	Description
		TCP 42 handle	TCP 42 hand piece
	T005 44 415 99	LT M	Soldering tip, chisel tip long, Ø 3,2 mm
	T005 87 207 87	PT7-LT	PT7-LT-adapter with barrel 370 °C

TCPS

Magnastat Soldering iron 50 W

50 W Silver Line Magnastat

Order No. T005 32 105 99N



- 50 W, 24 V
- With adapter PT 7 (370°C) and soldering tip LT M
- 3 wire silicone cord and plug for Weller WTCP 51 Magnastat soldering station
- Hard grounded
- For PT Soldering tips

Scope of supply	Order No.	Model	Description
		TCP 42 handle	TCPS hand piece
	T005 44 415 99	LT M	Soldering tip, chisel tip long, Ø 3,2 mm
	T005 87 207 87	PT7-LT	PT7-LT-adapter with barrel 370 °C

L'IMPULSION Retrouvez nous sur www.limpulsion.fr

Line Voltage Soldering Iron

W 61

Line voltage soldering iron 60 W

60 W Magnastat

Order No. T005 61 036 99N



- 60 W, 230 V
- Magnastat controlled

Scope of supply	Order No.	Model	Description
		W 61 Handle	W 61 hand piece
	4CT5B7- 1	CT5 B7	Soldering Tip Chisel 370 °C

W 101

Line voltage soldering iron 100 W

100 W Magnastat

Order No. T005 61 046 99N



- 100 W, 230 V
- Complete with soldering tip CT6 E7 and safety rest
- Magnastat controlled
- For CT Soldering tips

Scope of supply	Order No.	Model	Description
		W 101 Handle	W 101 hand piece
	4CT6E7- 1	CT6 E7	Soldering Tip Chisel 370°C

L'IMPULSION | Retrouvez nous sur www.limpulsion.fr

Weller

W 201

Line voltage soldering iron 200 W

200 W | Magnastat

Order No. T005 61 056 99N



- 200 W, 230 V
- Complete with soldering tip CT2 F7 and safety rest
- Magnastat controlled
- For CT Soldering tips

Scope of supply	Order No.	Model	Description
		W 201 Handle	W 201 hand piece
	T005 42 417 99N	CT2 F7	Soldering Tip Chisel 370 °C

W 101SP

Line voltage soldering iron 100 W, 230 V, Magnastat controlled with welding wedge (260°C –295 °C)

100 W

Order No. T005 61 096 99N



- 100 W, 230 V
- Complete with welding wedge Teflon coated 50 x 40 x 4 mm, twist lock and safety rest

Scope of supply	Order No.	Model	Description
		W 101SP Handle	W 101SP hand piece
	T005 11 767 99N	W 101SP Welding Wedge	Welding Wedge Teflon Coated, 50 x 40 x 4 mm (260°C–295°C) with Twist Lock for W 101SP

L'IMPULSION | Retrouvez nous sur www.limpulsion.fr

SPI 16

Line voltage soldering iron unregulated 15 W, 230 V

15 W



Order No. T005 64 005 99N

- 15 W, 230 V
- Heating up time approx. 180 sec.
- Tip temperature approx. 360 °C
- For SPI Soldering tips

Scope of supply	Order No.	Model	Description
		SPI 16 Handle	SPI 16 hand piece
	4SPI152 12 -1	SPI15 212	Soldering Tip Chisel, 1,2 mm for SPI 16

SPI 27

Line voltage soldering iron unregulated 25 W, 230 V

25 W



Order No. T005 64 021 99N

- Heating up time approx. 180 sec.
- Tip temperature approx. 410 °C
- For SPI Soldering tips
- For SPI Soldering tips

Scope of supply	Order No.	Model	Description
		SPI 27 Handle	SPI 27 Handle
	4SPI262 06 -1	SPI26 206	Soldering Tip Chisel

L'IMPULSION Retrouvez nous sur www.limpulsion.fr

SPI 41

Line voltage soldering iron unregulated 40 W, 230 V



40 W

Order No. T005 64 037 99N

- 40 W, 230 V
- Heating up time approx. 180 sec.
- Tip temperature approx. 450 °C
- For SPI Soldering tips

Scope of supply	Order No.	Model	Description
		SPI 41 Handle	SPI 41 hand piece
	4SPI402 24 -1	SPI40 224	Soldering Tip Chisel

SPI 81

Line voltage soldering iron unregulated 80 W, 230 V



75 W

Order No. T005 64 053 99N

- 80 W, 230 V
- Heating up time approx. 180 sec.
- Tip temperature approx. 480 °C
- For SPI Soldering tips

Scope of supply	Order No.	Model	Description
		SPI 81 Handle	SPI 81 handle piece
	4SPI802 37 -1	SPI80 237	Soldering Tip Chisel Bent, 5,0 mm for SPI 81

L'IMPULSION Retrouvez nous sur www.limpulsion.fr

Heating Elements for Soldering Robots

HER 80

Heating element 80 W for solder robots applications with WT 1/WT 1H/PUD 151R

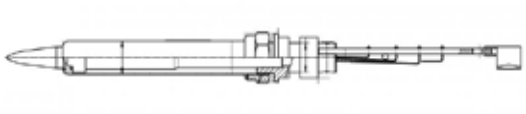

WT compatible

Order No. T005 87 447 38N

Accessories	Order No.	Model	Description
	T005 87 447 13	Cord for HER 80 / 120	Cord for HER 80 / 120, 1,6m

HER 120

Heating Element 120 W for Soldering Robot Application with WT 1H/PUD 151R



WT compatible

Order No. T005 87 637 30N

Accessories	Order No.	Model	Description
	T005 87 447 13	Cord for HER 80 / 120	Cord for HER 80 / 120, 1,6m

HERX 120

Heating Element 120 W for Soldering Robot Application with WX 1 / WX 2



WX compatible TRACEability qualified

Order No. T005 87 657 40N

Accessories	Order No.	Model	Description
	T005 87 657 15	Cord for HERX 120	Cord for HERX 120, 1,6 m

Inert Gas Soldering Iron

WP 80IG

Soldering iron 80 W for soldering with inert gas

80 W | Silver Line | LT



Order No. T005 29 197 99N

Accessories	Order No.	Model	Description
	T005 15 161 99N	WDH 10T	Safety rest with Stop+Go function and dry cleaner for WP 65, WP 80 and WP 120 soldering iron

WP 120IG

Soldering iron 120 W, 24 V with Power-Response Heating Technology for soldering with inert gas

120 W | Power Response | XT



Order No. T005 29 198 99N

Scope of supply	Order No.	Model	Description
	T005 44 704 99	XT B	Soldering tip chisel Ø 2,4 mm

Accessories	Order No.	Model	Description
	T005 15 161 99N	WDH 10T	Safety rest with Stop+Go function and dry cleaner for WP 65, WP 80 and WP 120 soldering iron
	T005 87 637 32N	Barrel for WP 120IG	Barrel for WP 120IG

WDH 10P Set

Inert gas barrel and safety rest set, 80 W, 24 V

Order No. T005 15 147 99N

- Safety rest WDH 10P with inert gas barrel set for soldering iron WSP 80
- 80 W, 24 V
- Lead free soldering



L'IMPULSION | Retrouvez nous sur www.limpulsion.fr

Gas Soldering Iron

Pyropen

Butane Gas Powered Profi Line Soldering Iron



Order No. T005 16 060 99

- Ignition via lighter
- Set in metal box

Scope of supply	Order No.	Model	Description
		Pyropen Handle	Pyropen hand piece
	T005 16 121 99	70-01-02	Chisel tip 3,0 mm
	T005 16 142 99	70-01-52	Hot air nozzle Ø 4,9 mm
	T005 16 151 99	70-07TU	Ejector unit, not for Piezo version
	T005 16 156 99	7040U	Burn proof accessory pocket, Iron holder, Cleaning sponge
	T005 16 160 99	Refill Canister	Butane Gas Refill Canister 75 ml (42 g)

L'IMPULSION | Retrouvez nous sur www.limpulsion.fr

Weller

Pyropen Piezo

Pyropen Butane Gas Powered Profi Line Soldering Iron



Order No. T005 16 059 99

- With self ignition (Piezo)
- Set in metal box

Scope of supply	Order No.	Model	Description
		Pyropen Piezo Handle	Pyropen Piezo hand piece
	T005 16 121 99	70-01-02	Chisel tip 3,0 mm
	T005 16 142 99	70-01-52	Hot air nozzle Ø 4,9 mm
	T005 16 156 99	7040U	Burn proof accessory pocket, Iron holder, Cleaning sponge
	T005 16 159 99	70-01-55	Reflector for heat shrinking, Ø 6,0, Width 18,0 mm
	T005 16 160 99	Refill Canister	Butane Gas Refill Canister 75 ml (42 g)

Pyropen Jr.

Butane Gas Powered Mini Soldering Iron



Order No. T005 16 075 99

- Manual ignition
- Pen shape

Scope of supply	Order No.	Model	Description
		Pyropen Jr. Handle	Pyropen Jr. hand piece
	T005 16 165 99	71-01-01	Needle tip

Accessories	Order No.	Model	Description
	T005 16 160 99	Refill Canister	Butane Gas Refill Canister 75 ml (42 g)

Soldering tips and nozzles

INNOVATIVE AND COST-EFFECTIVE



How can you identify genuine Weller tips?

Seal of quality

The soldering tip and tool packages bear the genuine Weller seal of quality.

Engraving

Genuine Weller tips are engraved with the Weller logo. Engraved soldering tips guarantee this level of quality.





Tool protection
Perfect interaction between the heater and soldering tip protects the soldering iron from irreparable damage. Other tips often damage the heating system.







Soldering tips	**132**
CT2 Soldering tips	132
CT5 Soldering tips	133
CT6 Soldering tips	134
ET Soldering tips	135
HT Soldering tips	137
LHT Soldering tips	138
LT Soldering tips	139
LTR Soldering tips	143
LT HPB Soldering tips	143
NT Soldering tips	144
PT Soldering tips	145
RTP Soldering tips	148
RTP MS Soldering tips	150
RTM Soldering tips	152
RTM MS Soldering tips	154
RTU MS Soldering tips	156
RTW Soldering tips	158
RTW MS Soldering tips	159
SPI 16 Soldering tips	160
SPI 27 Soldering tips	160
SPI 41 Soldering tips	161
SPI 81 Soldering tips	161
WTA Soldering tips	162
XH Soldering tips	162
XHT Soldering tips	163
XNT Soldering tips	164
XT Soldering tips	168
XTR Soldering tips	172
Soldering Tips for WP 60	173
Soldering Tips for Pyropen Jr.	173
Soldering Tips for Pyropen and Pyropen Piezo	174

Desoldering Nozzle series	**176**
DX Desoldering nozzles with threadless fixture system for DSX 80 and DXV 80	176
DS Desoldering nozzles with thread for DS 22, DS 80 and DSV 80	177
XDS Desoldering nozzles for DSX 120, WXDP 120, WXDV 120	178
Hot air nozzles	**180**
Hot air nozzles for HAP 1, HAP 200 and WXHAP 200	181
Hot air nozzles for HAP 3000 (WHA 3000P / V), HAP 2 (WHA 2000) and HAP 3 (WHA 700, WHA 300)	183
Pre heating nozzle for HAP 3	185
Multi rest	185
Vacuum insert for CSF heads (spare)	185
Hot air nozzles for WQB	186
WRK Reflowset	**189**
WRK Reflowset	189
WRK Set	190
WRK Set	190
WRK Set	191

L'IMPULSION Retrouvez nous sur www.limpulsion.fr

Soldering tips

CT2 Soldering tips

Chisel shape



A = Width mm
B = Thickness mm
C = Length mm

Model	°C	A	B	PU	Order No.
CT2 E7	370	7.0		1	T005 42 407 99N
CT2 E8	425	7.0		1	T005 42 408 99N
CT2 EX7	370	7.0		1	T005 42 507 99N
CT2 EX8	425	7.0		1	T005 42 508 99N
CT2 EX9	480	10.0		1	T005 42 509 99N
CT2 F7	370	10.0		1	T005 42 417 99N
CT2 F8	425	10.0		1	T005 42 418 99N
CT2 F9		10.0		1	T005 42 419 99N
CT2 FX7	370	10.0		1	T005 42 517 99N
CT2 FX8	425	10.0		1	T005 42 518 99N
CT2 FX9	480	10.0		1	T005 42 519 99N
CT2 G8	425	11.0		1	T005 42 428 99N
CT2 G9		11.0		1	T005 42 429 99N

CT5 Soldering tips

Chisel shape



A = Width mm
B = Thickness mm
C = Length mm

Model	°C	A	B	PU	Order No.
CT5 A6	310	1.6		1	4CT5A6- 1
CT5 A7	370	1.6		1	4CT5A7- 1
CT5 A8	425	1.6		1	4CT5A8- 1
CT5 AX7	370	1.6		1	T005 42 107 99
CT5 B7	370	2.4		1	4CT5B7- 1
CT5 B8	425	2.4		1	4CT5B8- 1
CT5 BX7	370	2.4		1	T005 42 117 99

Model	°C	A	B	PU	Order No.
CT5 C6	310	3.2		1	4CT5C6- 1
CT5 C7	370	3.2		1	4CT5C7- 1
CT5 C8	425	3.2		1	4CT5C8- 1
CT5 CX8	425	3.2		1	T005 42 128 99
CT5 D7	370	5.0		1	4CT5D7- 1
CT5 D8	425	5.0		1	4CT5D8- 1
CT5 DX8	425	5.0		1	T005 42 138 99

CT6 Soldering tips

Chisel shape



A = Width mm
B = Thickness mm
C = Length mm

Model	°C	A	B	PU	Order No.
CT6 C7 	370	3.2		1	4CT6C7- 1
CT6 C8 	425	3.2		1	4CT6C8- 1
CT6 D7 	370	5.0		1	4CT6D7- 1
CT6 D8 	425	5.0		1	4CT6D8- 1
CT6D9 	425	5.0		1	4CT6D9- 1
CT6 E7 	370	7.0		1	4CT6E7- 1
CT6 E8 	425	7.0		1	4CT6E8- 1

Model	°C	A	B	PU	Order No.
CT6 DX8 	425	5.0		1	T005 42 318 99N
CT6 F7	425	5.0		1	4CT6F7- 1
CT6 F8	425	5.0		1	4CT6F8- 1
CT6-7 Adapter LHT 				1	T005 61 046 67N
CT6-9 Adapter LHT				1	T005 61 046 69N

ET Soldering tips

Chisel shape



A = Width mm
B = Thickness mm
C = Length mm

Model	A	B	C	PU	Order No.
ET A	1.6	0.7	34.5	1	4ETA-1
ET B	2.4	0.8	34.5	1	4ETB-1
ET C	3.2	0.8	34.5	1	4ETC-1
ET D	4.6	0.8	34.5	1	4ETD-1
ET DS	4.6	0.8	34.5	1	4ETDS-1
ET E	5.6	1.2	34.5	1	4ETE-1

Model	A	B	C	PU	Order No.
4ETHL-1	0.8	0.4	34.5	1	4ETHL-1
ET L	2.0	1.0	43.5	1	4ETL-1
ET M	3.2	1.2	43.5	1	4ETM-1
ET R	1.6	0.7	34.5	1	4ETR-1
4ETKL-1	1.2	0.8	44	1	4ETKL-1
4ETSL-1	0.3		43.5	1	4ETSL-1

Round



A = Width mm
B = Thickness mm
C = Length mm

Model	A	B	C	PU	Order No.
ET AA	4.6	0.8	34.5	1	4ETAA-1
ET BB	2.4		34.5	1	4ETBB-1
ET CC	3.2		34.5	1	4ETCC-1

Model	A	B	C	PU	Order No.
ET CS	3.2		34.5	1	4ETCS-1
ET F	1.2		34.5	1	4ETF-1
ET P	0.8		34.5	1	4ETP-1

Conical



A = Width mm
B = Thickness mm
C = Length mm

Model	A	B	C	PU	Order No.
4ETOL-1 	0.8		43.5	1	4ETOL-1

Gullwing (solder deposit tip)



A = Width mm
B = Thickness mm
C = Length mm

Model	A	B	C	PU	Order No.
ET GW 	4.3	3	35	1	T005 41 045 99
ET SMD 	2.5	1.5	45	1	T005 41 039 99

Model	A	B	C	PU	Order No.
ET SMD 	3.8	1.5	45	1	T005 41 040 99

Measuring tip

A = Width mm
B = Thickness mm
C = Length mm

Model	A	B	C	PU	Order No.
ET Measuring tip 	0.5		30	1	T005 24 750 99

Model	A	B	C	PU	Order No.
ET-LT Adapter 				1	T005 87 207 81

HT Soldering tips

Chisel shape



A = Width mm
B = Thickness mm
C = Length mm

Model	A	B	C	PU	Order No.
HT 1 	3.2	1.0	49	1	T005 44 260 99
HT 2 	5.2	1.2	46	1	T005 44 261 99
HT 3 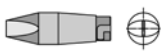	7.0	1.2	46	1	T005 44 262 99

Model	A	B	C	PU	Order No.
HT C 	3.2	1.0	54	1	T005 44 267 99
HT D 	4.6	1.0	54	1	T005 44 268 99
HT E 	5.6	1.0	54	1	T005 44 269 99N

Measuring tip

A = Width mm
B = Thickness mm
C = Length mm

Model	A	B	C	PU	Order No.
Measuring tip 	0.6		46	1	T005 44 263 99

LHT Soldering tips

Chisel shape



A = Width mm
B = Thickness mm
C = Length mm

Model	A	B	C	PU	Order No.
LHT C 	3.2	1.2	25	1	T005 44 455 99
LHT CX 	3.2	1.2	38	1	T005 44 513 99
LHT D 	4.7	1.8	25	1	T005 44 452 99
LHT DX 	5.0	2.0	38	1	T005 44 462 99

Model	A	B	C	PU	Order No.
LHT E 	6.7	1.8	25	1	T005 44 451 99
LHT EX 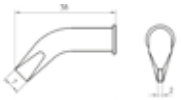	7.0	2.0	38	1	T005 44 461 99
LHT F 	9.3	1.8	25	1	T005 44 450 99
LHT FX 	9.0	2.0	38	1	T005 44 460 99

Bevel Cut (Sloped)



A = Width mm
B = Thickness mm
C = Length mm

Model	A	B	C	PU	Order No.
LHT D 45° 		1.8	25	1	T005 44 456 99

LT Soldering tips

Chisel shape



A = Width mm
B = Thickness mm
C = Length mm

Model	A	B	C	PU	Order No.
LT 1SC	0.4	0.15	15	1	T005 44 494 99
LT 1SCNW	0.3	0.1	15	1	T005 44 497 99
LT 4X	1.2	0.4	16.5	1	T005 44 428 99
LT A	1.6	0.7	13.0	1	T005 44 440 99
LT ALX	1.6	0.7	18.0	1	T005 44 443 99
LT ASL	1.6	0.45	13.0	1	T005 44 516 99
LT AX	1.6	0.8	14.1	1	T005 44 427 99
LT B	2.4	0.8	13.0	1	T005 44 405 99

Model	A	B	C	PU	Order No.
LT BSL	2.4	0.45	13.0	1	T005 44 517 99
LT BX	2.4	0.8	18.0	1	T005 44 442 99
LT C	3.2	0.8	13.0	1	T005 44 407 99
LT D	4.6	0.8	13.0	1	T005 44 409 99
LT DLL	4.6	1.2	13.0	1	T005 44 448 99
LT H	0.8	0.4	13.0	1	T005 44 437 99
LT HX	0.8	0.4	18.0	1	T005 44 420 99
LT K	1.2	0.4	20	1	T005 44 438 99

Model	A	B	C	PU	Order No.
LT L 	2.0	1.0	20	1	T005 44 414 99
LT M 	3.2	1.2	20	1	T005 44 415 99

Model	A	B	C	PU	Order No.
LT MX 	3.2	1.2	19.0	1	T005 44 469 99
LT MX2 	3.0	1.0		1	T005 44 512 99

Round



A = Width mm
B = Thickness mm
C = Length mm

Model	A	B	C	PU	Order No.
LT 1 	0.25		13.0	1	T005 44 435 99
LT 1A 	0.5		13.0	1	T005 44 489 99
LT 1S 	0.2		15	1	T005 44 436 99
LT 1SA 	0.5		15	1	T005 44 488 99
LT 1SLX 30° 	0.4		22	1	T005 44 426 99

Model	A	B	C	PU	Order No.
LT 1SNW 	0.1		15	1	T005 44 496 99
LT 1X 30° 	0.4		13.0	1	T005 44 425 99
LT AS 	1.6		13.0	1	T005 44 404 99
LT BS 	2.0		21	1	T005 44 499 99
LT CS 	3.2		13.0	1	T005 44 411 99

Bevel Cut (Sloped)



A = Width mm
B = Thickness mm
C = Length mm

Model	A	B	C	PU	Order No.
LT 22CP	2.0		20	1	T005 44 408 73
LT 33CP	3.0		20	1	T005 44 408 77
LT 4	1.2		15	1	T005 44 439 99
LT AA 60°	1.6		13.0	1	T005 44 487 99
LT BB 45	2.4		17	1	T005 44 484 99
LT BB 60	2.4		17	1	T005 44 444 99
LT CC 60	3.2		17	1	T005 44 445 99
LT DD 45	4		20	1	T005 44 478 99
LT DD 45	4.6		17	1	T005 44 486 99
LT F	1.2		13.0	1	T005 44 408 99

Conical



A = Width mm
B = Thickness mm
C = Length mm

Model	A	B	C	PU	Order No.
LT 1L	0.2		26	1	T005 44 423 99
LT 1LNW	0.1		26	1	T005 44 498 99
LT 1LX	0.2		26	1	T005 44 424 99
LT 0	0.8		17.0	1	T005 44 481 99
LT S	0.4		20	1	T005 44 406 99
LT T	0.6		13.0	1	T005 44 482 99

Solder depot



A = Width mm
B = Thickness mm
C = Length mm

Model	A	B	C	PU	Order No.
LT GW1	1.4	2.2	18	1	T005 44 410 99
LT GW2	3.5	4.8	18	1	T005 44 511 99

Knife



A = Width mm
B = Thickness mm
C = Length mm

Model	A	B	C	PU	Order No.
LT KN	2.0		17	1	T005 44 479 99
LT KNSL 45°	2.0		17	1	T005 44 519 99

Measuring tip

A = Width mm
B = Thickness mm
C = Length mm

Model	A	B	C	PU	Order No.
LT Measuring tip	0.5		13.0	1	T005 44 416 99

A = Width mm
B = Thickness mm
C = Length mm

Model	A	B	C	PU	Order No.
LT Screw in tip	M4		8	1	T005 44 449 99
XT External thread, refined	M4		36	1	T005 44 719 99

LTR Soldering tips

Chisel shape



A = Width mm
B = Thickness mm
C = Length mm

Model	A	B	C	PU	Order No.
LTR A 	1.6	0.7	18	1	T005 44 441 99
LTR B 	2.4	0.8	18	1	T005 44 422 99

Model	A	B	C	PU	Order No.
LTR C 	3.2	0.8	18	1	T005 44 433 99

LT HPB Soldering tips

Chisel shape



A = Width mm
B = Thickness mm
C = Length mm

Model	A	B	C	PU	Order No.
LT A HPB 	1.6	0.7	13.0	1	T005 44 431 99
LT B HPB 	2.4	0.8	13.0	1	T005 44 432 99

Model	A	B	C	PU	Order No.
LT D HPB 	4.6	0.8	13.0	1	T005 44 483 99
LT H HPB 	0.8	0.4	13.0	1	T005 44 430 99

NT Soldering tips

Chisel shape



A = Width mm
B = Thickness mm
C = Length mm

Model	A	B	C	PU	Order No.
NT 1SC	0.4	0.15	8.5	1	NT1SC
NT 6	1.6	0.7	11	1	NT6
NT A	1.6	0.4	9.5	1	NTA
NT AX	1.6	0.4	8.2	1	NTAX
NT B	2.4	0.8	7.8	1	NTB
NT C	3.2	0.8	8.5	1	NTC
NT D	4	0.8	8.5	1	NTD
NT H	0.8	0.4	8.4	1	NTH
NT K	1.2	0.4	8.4	1	NTK

Round



A = Width mm
B = Thickness mm
C = Length mm

Model	A	B	C	PU	Order No.
NT 1	0.5		8.5	1	NT1
NT 1S	0.25		10	1	NT1S
NT 1X	0.4		8.6	1	NT1X
NT 4	1.2		9.9	1	NT4

Gullwing (solder deposit tip)



A = Width mm
B = Thickness mm
C = Length mm

Model	A	B	C	PU	Order No.
NT GW	2.0	3	13.4	1	NTGW

PT Soldering tips

Chisel shape



A = Width mm
B = Thickness mm
C = Length mm

Model	A	B	C	Temperature °C	PU	Order No.
PT A6 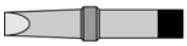	1.6	0.7	33	310	1	4PTA6-1
PT A7 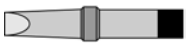	1.6	0.7	33	370	1	4PTA7-1
PT A8 	1.6	0.7	33	425	1	4PTA8-1
PT B6 	2.4	0.8	33	310	1	4PTB6-1
PT B7 	2.4	0.8	33	370	1	4PTB7-1
PT B8 	2.4	0.8	33	425	1	4PTB8-1
PT B9 	2.4	0.8	33	480	1	4PTB9-1
PT C7 	3.2	0.8	33	370	1	4PTC7-1
PT C8 	3.2	0.8	33	425	1	4PTC8-1
PT C9 	3.2	0.8	33	480	1	4PTC9-1
PT D7 	4.6	0.8	33	370	1	4PTD7-1
PT D8 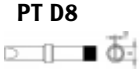	4.6	0.8	33	425	1	4PTD8-1
PT D9 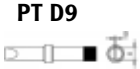	4.6	0.8	33	480	1	4PTD9-1
PT E7	5.6	1.2	33	370	1	4PTE7-1
PT E8 	5.6	1.2	33	425	1	4PTE8-1

Model	A	B	C	Temperature °C	PU	Order No.
PT E9 	5.6	1.2	33	480	1	4PTE9-1
PT H6 	0.8	0.4	35	310	1	4PTH6-1
PT H7 	0.8	0.4	35	370	1	4PTH7-1
PT H8 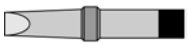	0.8	0.4	35	425	1	4PTH8-1
PT K6 	1.2	0.4	42	310	1	4PTK6-1
PT K7 	1.2	0.4	42	370	1	4PTK7-1
PT K8 	1.2	0.4	42	425	1	4PTK8-1
PT L6 	2.0	1.0	44	310	1	4PTL6-1
PT L7 	2.0	1.0	42	370	1	4PTL7-1
PT L8	2.0	1.0	42	425	1	4PTL8-1
PT M7 	3.2	1.2		370	1	4PTM7-1
PT M8 	3.2	1.2		425	1	4PTM8-1
PT M9 	3.2	1.2		480	1	4PTM9-1
PT MX7 	3.2	1.2		370	1	T005 41 307 99
PT R7 	1.6	0.7	33	370	1	4PTR7-1
PT R8 	1.6	0.7	33	425	1	4PTR8-1

Round



A = Width mm
B = Thickness mm
C = Length mm

Model	A	B	C	Temperature °C	PU	Order No.
PT AA7 	1.6		33	370	1	4PTAA7-1
PT AA8 	1.6		33	425	1	4PTAA8-1
PT AA9 	1.6		33	480	1	4PTAA9-1
PT BB7 	2.4		34.5	370	1	4PTBB7-1
PT BB8 	2.4		34.5	425	1	4PTBB8-1
PT BB9 	2.4		34.5	480	1	4PTBB9-1
PT BS7 	2.4		34.5	480	1	4PTBS7-1
PT CC7 	3.2		33	370	1	4PTCC7-1
PT CC8 	3.2		33	425	1	4PTCC8-1
PT CC9 	3.2		33	480	1	4PTCC9-1
PT CS7 	3.2		33	370	1	4PTCS7-1
PT DD7 	5.0		33	370	1	4PTDD7-1
PT DD8 	5.0		33	425	1	4PTDD8-1
PT DD9 	5.0		33	480	1	4PTDD9-1
PT F7 	1.2		33	370	1	4PTF7-1
PT F8 	1.2		33	425	1	4PTF8-1
PT 06 	0.8		44	310	1	4PTO6-1
PT 07 	0.8		44	370	1	4PTO7-1
PT 08 	0.8		44	425	1	4PTO8-1

Model	A	B	C	Temperature °C	PU	Order No.
PT 09 	0.8		44		1	4PT09- 1
PT S7 	0.4		44	370	1	4PTS7-1
PT S8 	0.4		44	425	1	4PTS8-1
PT P7 	44	0.30	44	425	1	4PTP7-1

Adapter

A = Width mm
B = Thickness mm
C = Length mm

Model	A	B	C	PU	Order No.
PT5-LT 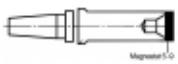				1	T005 87 207 85N
PT6-LT 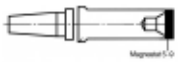				1	T005 87 207 86N
PT7-LT 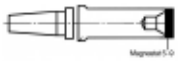				1	T005 87 207 87

Model	A	B	C	PU	Order No.
PT8-LT 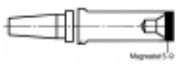				1	T005 87 207 88N
PT9-LT 				1	T005 87 207 89N

RTP Soldering tips

Chisel shape



A = Width mm
B = Thickness mm
C = Length mm

Model	Old name	A	B	C	PU	Order No.
RTP 002 S 		0.2	0.1	17	1	T005 01 039 99
RTP 002 S NW 		0.2	0.1	17	1	T005 01 040 99
RTP 004 S 		0.4	0.2	17	1	T005 01 041 99
RTP 008 S 		0.8	0.3	17	1	T005 01 042 99
RTP 010 S 		1	0.3	17	1	T005 01 043 99
RTP 013 S 		1.3	0.3	17	1	T005 01 044 99

Bevel Cut (Sloped)



A = Width mm
B = Thickness mm
C = Length mm

Model	Old name	A	B	C	PU	Order No.
RTP 004 B 		0.4		17	1	T005 01 037 99
RTP 012 B 		1.2		17	1	T005 01 038 99

Conical



A = Width mm
B = Thickness mm
C = Length mm

Model	Old name	A	B	C	PU	Order No.
RTP 001 C 		0.1		18.5	1	T005 01 031 99
RTP 001 C NW 		0.1		18.5	1	T005 01 032 99
RTP 002 C MS 		0.2		16.3	1	T005 01 015 99
RTP 004 C 		0.4		17	1	T005 01 034 99
RTP 001 C X 		0.1		21.3	1	T005 01 035 99
RTP 002 C X 		0.2		21.3	1	T005 01 036 99

Solder depot



A = Width mm
B = Thickness mm
C = Length mm

Model	Old name	A	B	C	PU	Order No.
RTP 020 G 		2		16.6	1	T005 01 048 99

Knife



A = Width mm
B = Thickness mm
C = Length mm

Model	Old name	A	B	C	PU	Order No.
RTP 010 K 		1	0.2	16.6	1	T005 01 045 99
RTP 010 K NW 		1	0.2	16.6	1	T005 01 046 99
RTP 025 K 		2.5	0.3	18	1	T005 01 047 99

RTP MS Soldering tips

Chisel shape



A = Width mm
B = Thickness mm
C = Length mm

Model	Old name	A	B	C	PU	Order No.
RTP 002 S MS 		0.2	0.1	16.3	1	T005 01 021 99
RTP 002 S NW MS 		0.2	0.1	16.3	1	T005 01 022 99
RTP 004 S MS 		0.4	0.2	16.3	1	T005 01 023 99
RTP 008 S MS 		0.8	0.3	16.3	1	T005 01 024 99
RTP 010 S MS 		1	0.3	16.3	1	T005 01 025 99
RTP 013 S MS 		1.3	0.3	16.3	1	T005 01 026 99

Bevel Cut (Sloped)



A = Width mm
B = Thickness mm
C = Length mm

Model	Old name	A	B	C	PU	Order No.
RTP 004 B MS 		0.4		16.3	1	T005 01 019 99
RTP 012 B MS 		1.2		16.3	1	T005 01 020 99

Conical



A = Width mm
B = Thickness mm
C = Length mm

Model	Old name	A	B	C	PU	Order No.
RTP 001 C MS 		0.1		17.9	1	T005 01 013 99
RTP 001 C NW MS 		0.1		17.9	1	T005 01 014 99
RTP 002 C MS 		0.2		16.3	1	T005 01 015 99

L'IMPULSION | Retrouvez nous sur www.limpulsion.fr
Weller

Model	Old name	A	B	C	PU	Order No.
RTP 004 C MS 		0.4		16.3	1	T005 01 016 99
RTP 001 C X MS 		0.1		20.6	1	T005 01 017 99
RTP 002 C X MS 		0.2		20.6	1	T005 01 018 99

Solder depot



A = Width mm
B = Thickness mm
C = Length mm

Model	Old name	A	B	C	PU	Order No.
RTP 020 G MS 		2		15.9	1	T005 01 030 99

Knife



A = Width mm
B = Thickness mm
C = Length mm

Model	Old name	A	B	C	PU	Order No.
RTP 010 K MS 		1	0.2	15.9	1	T005 01 027 99
RTP 010 K NW MS 		1	0.2	15.9	1	T005 01 028 99
RTP 025 K MS 		2.5	0.3	17.3	1	T005 01 029 99

L'IMPULSION Retrouvez nous sur www.limpulsion.fr

RTM Soldering tips

Round



A = Width mm
B = Thickness mm
C = Length mm

Model	Old name	A	B	C	PU	Order No.
RTM 003 S	RT 1SC03	0.3	0.15	20	1	T005 44 612 70N
RTM 003 S NW	RT 1SCNW	0.3	0.1	20	1	T005 44 626 99N
RTM 003 S	RT 1SC	0.4	0.2	20	1	T005 44 612 99N
RTM 008 S	RT 9	0.8	0.4	24	1	T005 44 609 99N
RTM 008 S X	RT 5 30°	0.8	0.4	24	1	T005 44 605 99N
RTM 010 S		1	0.3	18	1	T005 01 005 99
RTM 013 S	RT 3	1.3	0.4	20	1	T005 44 603 99N
RTM 013 S X	RT 3X 30°	1.3	0.5	28	1	T005 44 603 71N
RTM 015 S	RT 4	1.5	0.4	19	1	T005 44 604 99N
RTM 018 S		1.8	0.4	18	1	T005 01 007 99
RTM 022 S	RT 8	2.2	0.4	19	1	T005 44 608 99N
RTM 032 S		3.2	0.9	17.5	1	T005 01 009 99
RTM 036 S	RT 11	3.6	0.9	19	1	T005 44 611 99N

Bevel Cut (Sloped)



A = Width mm
B = Thickness mm
C = Length mm

Model	Old name	A	B	C	PU	Order No.
RTM 004 B		0.4		18.5	1	T005 01 002 99
RTM 012 B	RT 6 45°	1.2		19	1	T005 44 606 99N

L'IMPULSION | Retrouvez nous sur www.limpulsion.fr
Weller

Conical



A = Width mm
B = Thickness mm
C = Length mm

Model	Old name	A	B	C	PU	Order No.
RTM 001 C NW	RT 1NW	0.1		20	1	T005 44 625 99N
RTM 002 C 	RT 1	0.2		20	1	T005 44 601 99N
RTM 002 C L 		0.2		18.7	1	T005 01 000 99
RTM 008 C 	RT 2	0.8		19	1	T005 44 602 99N

Solder depot



A = Width mm
B = Thickness mm
C = Length mm

Model	Old name	A	B	C	PU	Order No.
RTM 020 G 	RT 10GW	2.0	1.2	21	1	T0054461099N

Knife



A = Width mm
B = Thickness mm
C = Length mm

Model	Old name	A	B	C	PU	Order No.
RTM 025 K 		2.5	0.3	19	1	T005 01 011 99
RTM 030 K 	RT 7 45°	0.9	2.2	20	1	T005 44 607 99N

Measuring tip

A = Width mm
B = Thickness mm
C = Length mm

Model	Old name	A	B	C	PU	Order No.
RTM Measuring tip 	RT Measuring Tip			26	1	T005 44 613 99N

L'IMPULSION | Retrouvez nous sur www.limpulsion.fr

RTM MS Soldering tips

Chisel shape



A = Width mm
B = Thickness mm
C = Length mm

Model	Old name	A	B	C	PU	Order No.
RTM 003 S NW MS	RT 1SCNWMS	0.3	0.1	20	1	T005 44 626 71N
RTM 004 S MS	RT 1SCMS	0.4	0.15	20	1	T005 44 615 99N
RTM 006 S MS		0.6	0.4	23	1	T005 01 004 99
RTM 008 S MS	RT 9MS	0.8	0.4	24	1	T005 44 623 99N
RTM 008 S X MS	RT 5MS 30°	0.8	0.4	24	1	T005 44 619 99N
RTM 010 S MS		1	0.3	18	1	T005 01 006 99
RTM 013 S MS	RT 3MS	1.3	0.4	20	1	T005 44 616 99N
RTM 013 S X MS	RT 3XMS 30°	1.3	0.5	28	1	T005 44 603 73N
RTM 015 S MS	RT 4MS	1.5	0.4	19	1	T005 44 618 99N
RTM 018 S MS		1.8	0.4	18	1	T005 01 008 99
RTM 022 S MS	RT 8MS	2.2	0.4	19	1	T005 44 622 99N
RTM 032 S MS		3.2	0.9	17.5	1	T005 01 010 99
RTM 036 S MS	RT 11MS	3.6	0.9	19	1	T005 44 631 99N

Bevel Cut (Sloped)



A = Width mm
B = Thickness mm
C = Length mm

Model	Old name	A	B	C	PU	Order No.
RTM 004 B MS		0.4		18.5	1	T005 01 003 99
RTM 012 B MS	RT 6MS	1.2		19	1	T005 44 620 99N

Conical



A = Width mm
B = Thickness mm
C = Length mm

Model	Old name	A	B	C	PU	Order No.
RTM 001 C NW MS 	RT 1NWMS	0.1		20	1	T005 44 625 71N
RTM 002 C MS 	RT 1MS	0.2		20	1	T005 44 614 99N
RTM 002 C L MS 		0.2		18.7	1	T005 01 001 99
RTM 004 C X MS 	RT 13MS 30°	0.4		26.5	1	T005 44 633 99N
RTM 005 C X MS 	RT 12MS 25°	0.5		25.5	1	T005 44 632 99N
RTM 008 C MS 	RT 2MS	0.8		19	1	T005 44 617 99N

Solder depot



A = Width mm
B = Thickness mm
C = Length mm

Model	Old name	A	B	C	PU	Order No.
RTM 020 G MS 	RT 10GWMS	2.0	1.2	21	1	T005 44 624 99N

Knife



A = Width mm
B = Thickness mm
C = Length mm

Model	Old name	A	B	C	PU	Order No.
RTM 025 K MS 		2.5	0.3	19	1	T005 01 012 99
RTM 030 K MS 	RT 7MS 45°	0.9	2.2	20	1	T005 44 621 99N

RTU MS Soldering tips

Chisel shape



A = Width mm
B = Thickness mm
C = Length mm

Model	Old name	A	B	C	PU	Order No.
RTU 015 S MS 		1.5	0.4	28	1	T005 01 058 99
RTU 022 S MS 		2.2	0.6	28	1	T005 01 059 99
RTU 032 S MS 		3.2	0.8	27.5	1	T005 01 060 99
RTU 032 S L MS 		3.2	0.8	34	1	T005 01 061 99
RTU 050 S MS 		5	1.2	27.5	1	T005 01 062 99
RTU 076 S MS 		7.6	1.5	28	1	T005 01 063 99
RTU 093 S MS 		9.3	2	28	1	T005 01 064 99

Bevel Cut (Sloped)



A = Width mm
B = Thickness mm
C = Length mm

Model	Old name	A	B	C	PU	Order No.
RTU 020 B MS 		2		29	1	T005 01 055 99
RTU 035 B MS 		3.5		29	1	T005 01 056 99
RTU 050 B MS 		5		30	1	T005 01 057 99

Conical



A = Width mm
B = Thickness mm
C = Length mm

Model	Old name	A	B	C	PU	Order No.
RTU 004 C MS 		0.4		27.5	1	T005 01 049 99
RTU 008 C MS 		0.8		29	1	T005 01 050 99
RTU 016 C MS 		1.6		27.5	1	T005 01 051 99
RTU 004 C X MS 		0.4		39.2	1	T005 01 052 99
RTU 008 C X MS 		0.8		39.2	1	T005 01 053 99
RTU 016 C X MS 		1.6		39.3	1	T005 01 054 99

Solder depot



A = Width mm
B = Thickness mm
C = Length mm

Model	Old name	A	B	C	PU	Order No.
RTU 020 G MS 		2	1.3	28	1	T005 01 065 99

Chisel shape



A = Width mm
B = Thickness mm
C = Length mm

Model	Old name	A	B	C	PU	Order No.
RTU 100 K MS 		10	1.5	27	1	T005 01 066 99
RTU 160 K MS 		16	1.5	27	1	T005 01 067 99
RTU 200 K MS 		20	1.5	27	1	T005 01 068 99
RTU 330 K MS 		33	1.5	27	1	T005 01 069 99

L'IMPULSION | Retrouvez nous sur www.limpulsion.fr

RTW Soldering tips

Chisel shape



A = Width mm
B = Thickness mm
C = Length mm

Model	A	B	C	PU	Order No.
RTW 0,7x0,4mm, 45° 	0.7	0.4	25	1	T005 44 661 99N
RTW 2 45° 	0.7	0.4	22	1	T005 44 652 99N
RTW 3 45° 	1.0	3	18	1	T005 44 653 99N
RTW 4 45° 	1.0	6	20	1	T005 44 654 99N
RTW 7NW 	1.0	3	18	1	T005 44 663 99N

Model	A	B	C	PU	Order No.
RTW 8 	1.3	0.4	19	1	T005 44 664 99N
RTW 9 	1.0	3.2	19	1	T005 44 666 99N
RTW 10 	1.0	10	19	1	T005 44 668 99N
RTW 11 	1.0	6	19	1	T005 44 667 99N

Conical



A = Width mm
B = Thickness mm
C = Length mm

Model	A	B	C	PU	Order No.
RTW 1 45° 	0.4		22	1	T005 44 651 99N

Model	A	B	C	PU	Order No.
RTW 6NW 45° 	0.1		22	1	T005 44 656 99N

Model	A	B	C	PU	Order No.
RTW MEASURING TIP 					T005 44 662 99

RTW MS Soldering tips

Chisel shape



A = Width mm
B = Thickness mm
C = Length mm

Model	A	B	C	PU	Order No.
RTW 10MS	1.0	10	18	1	T005 44 671 99N
RTW 11MS	1.0	6	18	1	T005 44 670 99N
RTW 2MS 45°	0.7	0.4	22	1	T005 44 657 99N
RTW 3MS 45°	1.0	3	17	1	T005 44 658 99N
RTW 4MS 45°	1.0	6	19	1	T005 44 659 99N
RTW 7NWMS	0.8	0.4	24	1	T005 44 663 71N
RTW 8MS	1.3	0.4	20	1	T005 44 665 99N
RTW 9MS	1.0	3.2	18	1	T005 44 669 99N

Conical



A = Width mm
B = Thickness mm
C = Length mm

Model	A	B	C	PU	Order No.
RTW 1MS 45°	0.4		22	1	T005 44 655 99N
RTW 6NWMS 45°	0.1		22	1	T005 44 656 71N

SPI 16 Soldering tips

Chisel shape



A = Width mm
B = Thickness mm
C = Length mm

Model	A	B	C	PU	Order No.
SPI15 211 	2.0	0.6	50	1	4SPI152 11 -1

Needle shape



A = Width mm
B = Thickness mm
C = Length mm

Model	A	B	C	PU	Order No.
SPI15 210 	0.4	-	45	1	4SPI152 10 -1

Model	A	B	C	PU	Order No.
SPI15 213 	0.8	0.4	50	1	4SPI152 13 -1

SPI 27 Soldering tips

Chisel shape



A = Width mm
B = Thickness mm
C = Length mm

Model	A	B	C	PU	Order No.
SPI26 200 	2.0	0.4	50	1	4SPI262 00 -1
SPI26 201 	3.0	0.4	50	1	4SPI262 01 -1

Model	A	B	C	PU	Order No.
SPI26 206 	1.2	0.4	50	1	4SPI262 06 -1

SPI 41 Soldering tips

Chisel shape



A = Width mm
B = Thickness mm
C = Length mm

Model	A	B	C	PU	Order No.
SPI40 220	5.0			1	4SPI402 20 -1
SPI40 224	2.0			1	4SPI402 24 -1

Model	A	B	C	PU	Order No.
SPI40 225	3.0			1	4SPI402 25 -1
SPI41 221	5.0			1	4SPI402 21 -1

SPI 81 Soldering tips

Chisel shape



A = Width mm
B = Thickness mm
C = Length mm

Model	A	B	C	PU	Order No.
SPI80 23	9.5			1	4SPI802 3- 1
SPI80 234	3.0			1	4SPI802 34 -1
SPI80 235	5.0			1	4SPI802 35 -1

Model	A	B	C	PU	Order No.
SPI80 237	5.0			1	4SPI802 37 -1

WTA Soldering tips

Chisel shape



A = Width mm
B = Thickness mm
C = Length mm

Model	A	B	C	PU	Order No.
WTA 1 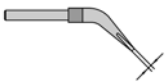	1.0	0.5		1	T005 44 141 99
WTA 11 	1.0	0.5		1	T005 44 152 99
WTA 12 	3.0	0.5		1	T005 44 153 99
WTA 1S 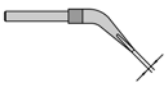	0.5	0.5		1	T005 44 145 99
WTA 2 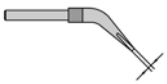	3.0	0.5		1	T005 44 146 99
WTA 3 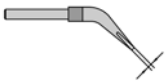	6.0	0.5		1	T005 44 147 99
WTA 4 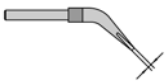	12.5	0.5		1	T005 44 143 99
WTA 5 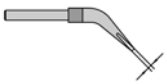	18.5	0.5		1	T005 44 144 99

XH Soldering tips

Chisel

A = Width mm
B = Thickness mm
C = Length mm

Model	A	B	C	PU	Order No.
XH A 	1.6	0.8	27	1	T005 44 908 99
XH B 	2.4	0.8	27	1	T005 44 909 99
XH C 	3.2	0.8	27	1	T005 44 910 99
XH D 	4	0.8	27	1	T005 44 911 99
XH HX 	0.8	0.4	35	1	T005 44 912 99
XH Spring Barrel 				1	T005 87 687 79

XHT Soldering tips

Chisel shape



A = Width mm
B = Thickness mm
C = Length mm

Model	A	B	C	PU	Order No.
XHT C 	3.2	1.2	48.0	1	T005 44 804 99
XHT D	5.0	1.2	48.0	1	T005 44 801 99

Model	A	B	C	PU	Order No.
XHT E 	7.6	1.5	48.0	1	T005 44 802 99
XHT F 	9.3	2.0	48.0	1	T005 44 805 99

Measuring tip

A = Width mm
B = Thickness mm
C = Length mm

Model	A	B	C	PU	Order No.
Measuring tip 	0.5		55.0	1	T005 44 803 99

XNT Soldering tips

Chisel shape



A = Width mm
B = Thickness mm
C = Length mm

Model	A	B	C	PU	Order No.
XNT 1SC	0.4	0.15	27	1	T005 44 862 99
XNT 1SCNW	0.3	0.1	27	1	T005 44 881 99
XNT 4X 45°	1.2	0.4	34.6	1	T005 44 874 99
XNT 6	1.6	0.4	29.5	1	T005 44 856 99
XNT A	1.6	0.4	28	1	T005 44 851 99
XNT AX	1.6	0.8	28	1	T005 44 864 99
XNT B	2.4	0.8	27	1	T005 44 857 99
XNT BX	2.4	0.8	36.5	1	T005 44 882 99
XNT C	3.2	0.8	27	1	T005 44 858 99
XNT D	4	0.8	28	1	T005 44 853 99
XNT H	0.8	0.4	28	1	T005 44 859 99
XNT HX 30°	0.8	0.4	36.5	1	T005 44 873 99
XNT K	1.2	0.4	28	1	T005 44 860 99
XNT MX	3.2	0.8	37.5	1	T005 44 883 99
XNT L	3.2	0.8	37.5	1	T005 44 866 99
XNT M	3.2	0.8	37.5	1	T005 44 867 99

Round



A = Width mm
B = Thickness mm
C = Length mm

Model	A	B	C	PU	Order No.
XNT 1LX	0.2		42.8	1	T005 44 872 99
XNT 1S	0.2		28.5	1	T005 44 852 99
XNT 1SLX 45°	0.4		39.5	1	T005 44 875 99
XNT 1X	0.4		28	1	T005 44 865 99
XNT 1HS	0.5		27.2	1	T005 44 888 99
XNT CS	3.2	0.8	37.5	1	T005 44 870 99

Bevel Cut (Sloped)



A = Width mm
B = Thickness mm
C = Length mm

Model	A	B	C	PU	Order No.
XNT 4	1.2		29.5	1	T005 44 855 99
XNT AA 45°	1.6		28	1	T005 44 884 99
XNT BB 45°	2.4		28	1	T005 44 885 99
XNT CC 45°	3.2		28	1	T005 44 886 99
XNT F 45°	1.2		28	1	T005 44 887 99

Conical



A = Width mm
B = Thickness mm
C = Length mm

Model	A	B	C	PU	Order No.
XNT 1	0.5	-	27	1	T005 44 850 99
XNT S	0.4	-	37.5	1	T005 44 868 99

Model	A	B	C	PU	Order No.
XNT 1L	0.2		43	1	T005 44 871 99

Solder depot



A = Width mm
B = Thickness mm
C = Length mm

Model	A	B	C	PU	Order No.
XNT GW1	1.6	2.4	33	1	T005 44 854 99

Model	A	B	C	PU	Order No.
XNT GW2 short	1.0	1.1	27.5	1	T005 44 880 99

Knife



A = Width mm
B = Thickness mm
C = Length mm

Model	A	B	C	PU	Order No.
XNT KN	2.0	4	33	1	T005 44 863 99

SMT

A = Width mm
B = Thickness mm
C = Length mm

Model	A	B	C	PU	Order No.
XNT SMT 01 	10.4	0.6	7.1	1	T005 44 876 99N
XNT SMT 02 	16.8	0.6	7.1	1	T005 44 877 99N
XNT SMT 03 	20.8	0.6	7.1	1	T005 44 878 99N

Measuring tip

A = Width mm
B = Thickness mm
C = Length mm

Model	A	B	C	PU	Order No.
XNT Measuring tip 			31.3	1	T005 44 861 99N

External thread

A = Width mm
B = Thickness mm
C = Length mm

Model	A	B	C	PU	Order No.
XNT External thread M4 	M4		26	1	T005 44 879 99

XT Soldering tips

Chisel shape



A = Width mm
B = Thickness mm
C = Length mm

Model	A	B	C	PU	Order No.
XT A	1.6	0.7	37	1	T005 44 703 99
XT AL	1.6	1.0	40	1	T005 44 701 99
XT ASL	1.6	0.45	37	1	T005 44 740 99
XT AX 30°	1.6	0.7		1	T005 44 743 99
XT B	2.4	0.8	36	1	T005 44 704 99
XT BSC	2.5	0.8	36.3	1	T005 44 738 99
XT BSL	2.4	0.45	36	1	T005 44 741 99
XT BX 30°	2.4	0.8		1	T005 44 744 99
XT C	3.2	0.8	36	1	T005 44 705 99

Model	A	B	C	PU	Order No.
XT CSL	3.2	0.45	36	1	T005 44 742 99
XT D	4.6	0.8	35	1	T005 44 706 99
XT DL	4.6	0.8	40	1	T005 44 736 99
XT D 45°			37	1	T005 44 721 99
XT E	5.9	1.2	35	1	T005 44 707 99
XT H	0.8	0.4	37	1	T005 44 713 99
XT HX	0.8	0.4		1	T005 44 737 99
XT M	3.2	1.2	40	1	T005 44 702 99
XT MX	3.2	0.8		1	T005 44 745 99

Round



A = Width mm
B = Thickness mm
C = Length mm

Model	A	B	C	PU	Order No.
XT BS 	2.4		37	1	T005 44 715 99
XT CS 	3.2		37	1	T005 44 716 99

Model	A	B	C	PU	Order No.
XT DS 	5.0		35	1	T005 44 717 99

Bevel Cut (Sloped)



A = Width mm
B = Thickness mm
C = Length mm

Model	A	B	C	PU	Order No.
XT AA 60° 	1.6		37	1	T005 44 708 99
XT BB 45° 	2.4		37	1	T005 44 709 99
XT CC 45° 	3.2		37	1	T005 44 710 99

Model	A	B	C	PU	Order No.
XT DDH45 	4		40.5	1	T005 44 730 99
XT F 30° 	1.2		37	1	T005 44 718 99

Conical



A = Width mm
B = Thickness mm
C = Length mm

Model	A	B	C	PU	Order No.
XT 0	1.0		37	1	T005 44 714 99



Solder depot



A = Width mm
B = Thickness mm
C = Length mm

Model	A	B	C	PU	Order No.
XT GW1			37	1	T005 44 712 99



Model	A	B	C	PU	Order No.
XT GW2			37	1	T005 44 735 99



Knife



A = Width mm
B = Thickness mm
C = Length mm

Model	A	B	C	PU	Order No.
XT KN	2.0		45	1	T005 44 711 99



Measuring tip

A = Width mm
B = Thickness mm
C = Length mm

Model	A	B	C	PU	Order No.
Measuring tip			40	1	T005 44 722 99



Bevel Cut (Sloped)



A = Width mm
B = Thickness mm
C = Length mm

Model	A	B	C	PU	Order No.
XT Solder head with adapter 	4		10	1	T005 44 731 99N
XT Soldering head 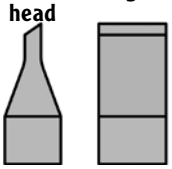	4		10	1	T005 44 731 90N
XT Solder head with adapter 	4		20	1	T005 44 732 99N
XT Soldering head 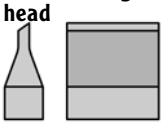	4		20	1	T005 44 732 90N
XT Solder head with adapter 	4		33	1	T005 44 733 99N
XT Soldering head 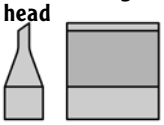	4		33	1	T005 44 733 90N
XT Solder head adapter 			40	1	T005 44 734 99

External thread

A = Width mm

B = Thickness mm
C = Length mm

Model	A	B	C	PU	Order No.
XT External thread, refined 	M4		36	1	T005 44 719 99
XT External thread, refined 	M5		36	1	T005 44 720 99

L'IMPULSION Retrouvez nous sur www.limpulsion.fr

XTR Soldering tips

Chisel shape



A = Width mm
B = Thickness mm
C = Length mm

Model	A	B	C	PU	Order No.
XTR A	1.6	0.7	36.5	1	T005 44 723 99
XTR B	2.4	0.8	36	1	T005 44 724 99
XTR C	3.2	0.8	36	1	T005 44 725 99
XTR D	4.6	0.8	34.5	1	T005 44 726 99
XTR E	5.9	1.2	34.5	1	T005 44 727 99
XTR M	3.2	1.2	39.5	1	T005 44 728 99

Model	A	B	C	PU	Order No.
XTR AAT 45°	1.8	0.2	34.3	1	T005 44 747 99
XTR AL	1.6	1.0	39.5	1	T005 44 746 99
XTR CCT 45°	4	0.6	35.5	1	T005 44 749 99
XTR BBT 45°	3	0.2	35.5	1	T005 44 748 99
XTR DDT 45°	5	0.6	36.2	1	T005 44 750 99

L'IMPULSION | Retrouvez nous sur www.limpulsion.fr
Weller

Soldering Tips for WP 60

Model	Description	Width in mm	Diameter	PU	Order No.
60-01-05 	Needle shape	-	0,5 mm	1	T005 16 134 99
60-01-01 	Needle shape	-	1.0 mm	1	T005 16 443 99
60-01-02 	Chisel shape	2.4	-	1	T005 16 444 99
60-01-04 	Chisel shape	5.0	-	1	T005 16 446 99
60-01-52 	Hot air nozzle	-	4,7 mm	1	T005 16 447 99
60-07U 	Ejector Unit	-	-	1	T005 16 448 99
60-02 	Protective Cap	-	-	1	T005 16 450 99
60-01-03 	Round	-	2.0	1	T005 16 445 99

Soldering Tips for Pyropen Jr.

Model	Description	Width in mm	Diameter	PU	Order No.
71-01-01 	Needle shape	1.0		1	T005 16 165 99
71-01-02 	Chisel shape	2.0		1	T005 16 166 99
71-01-04 	Chisel shape	5.0		1	T005 16 161 99
71-01-03 	Round	2.0		1	T005 16 167 99
71-01-50	Hot air nozzle	1.5		1	T005 16 168 99
71-01-52	Hot air nozzle	4.7		1	T005 16 169 99

L'IMPULSION | Retrouvez nous sur www.limpulsion.fr

Soldering Tips for Pyropen and Pyropen Piezo

Model	Description	Width in mm	Diameter	PU	Order No.
70-01-01 	Needle shape	1.0		1	T005 16 120 99
70-01-05 	Needle shape, extra slim	0.5		1	T005 16 124 99
70-01-10 	Needle shape, bent 30°	1.0		1	T005 16 129 99
70-01-02 	Chisel shape	3.0		1	T005 16 121 99
70-01-13 	Chisel shape	5.0		1	T005 16 132 99
70-01-11 	Chisel shape	7.0		1	T005 16 130 99
70-01-03 	Round	2.0		1	T005 16 122 99
70-01-04 	Round	3.0		1	T005 16 123 99
70-01-06 	Round	2.0		1	T005 16 125 99
70-01-08 	Round	2.0		1	T005 16 127 99
70-01-50 	Hot air nozzle	1.7		1	T005 16 140 99
70-01-51 	Hot air nozzle	3.3		1	T005 16 141 99
70-01-52 	Hot air nozzle	-	4.9	1	T005 16 142 99
70-01-53 	Hot air nozzle	-	7.0	1	T005 16 143 99

L'IMPULSION | Retrouvez nous sur www.limpulsion.fr

Weller

Model	Description	Width in mm	Diameter	PU	Order No.
70-07TU 	Flame nozzle	-	-	1	T005 16 151 99
70-07SU 	Soldering nozzle	-	-	1	T005 16 150 99
70-01-55 	Reflector attachment for heat shrinking work	18.0	6.0	1	T005 16 159 99
70-01-54 	Reflector attachment for heat shrinking work	22.0	8.0	1	T005 16 158 99
70-03-14 	PP-Barrel and nut	-	-	1	T005 16 153 99

Desoldering Nozzle series

DX Desoldering nozzles with threadless fixture system for DSX 80 and DXV 80

Model	Description	Outer-Ø	Inner-Ø	Nozzle length	PU	Order No.
DX 110 	Suction nozzle	1.9	0.7	25	1	T005 13 140 99
DX 111 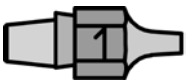	Suction nozzle	2.5	0.7	25	1	T005 13 141 99
DX 112 	Suction nozzle	2.3	1.0	25	1	T005 13 142 99
DX 113 	Suction nozzle	2.5	1.2	25	1	T005 13 143 99
DX 114 	Suction nozzle	3.3	1.8	25	1	T005 13 144 99
DX 115 	Suction nozzle	1.9	0.7	29	1	T005 13 145 99
DX 116 	Suction nozzle	2.7	1.2	29	1	T005 13 146 99
DX 117 	Suction nozzle	2.9	1.5	25	1	T005 13 147 99
DX 118 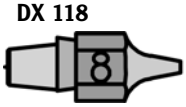	Suction nozzle	1.5	0.7	23	1	T005 13 148 99
DX 119 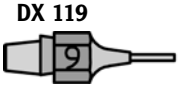	Suction nozzle	1.1	0.7	33	1	T005 13 151 99
DX 120 	Suction nozzle	2.5	1.1	22	1	T005 13 152 99N

Model	Description	Outer-Ø	Inner-Ø	Nozzle length	PU	Order No.
Measuring nozzle 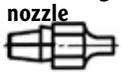	Measuring nozzle	3.3	0.55	21.5	1	T005 13 153 99
Conus cleaner 	Conus cleaner for DSX 80 / DXV 80		-	-	1	T005 87 067 94N
DX Desoldering nozzles set	Desoldering Nozzle Set DX110 - DX115 for DSX 80 and DXV 80	-	-	-	1	T005 13 790 99N

DS Desoldering nozzles with thread for DS 22, DS 80 and DSV 80

Model	Description	Outer-Ø	Inner-Ø	Nozzle length	PU	Order No.
DS 110 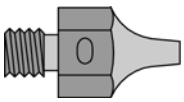	Desoldering nozzle	1.9	0.7	18	1	T005 13 510 99
DS 110HM 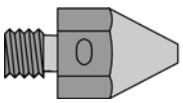	Desoldering nozzle	1.9	0.7	18	1	T005 13 532 99N
DS 111 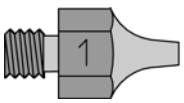	Desoldering nozzle	2.5	0.7	18	1	T005 13 511 99
DS 112 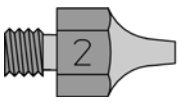	Desoldering nozzle	2.3	1.0	18	1	T005 13 512 99
DS 112HM 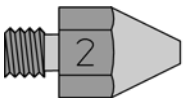	Desoldering nozzle	1.9	0.9	18	1	T005 13 533 99
DS 113 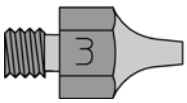	Desoldering nozzle	2.5	1.2	18	1	T005 13 513 99
DS 113HM 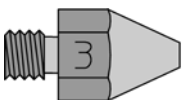	Desoldering nozzle	2.5	1.2	18	1	T005 13 530 99
DS 114 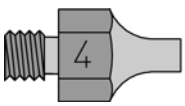	Desoldering nozzle	3.3	1.8	18	1	T005 13 514 99

Model	Description	Outer-Ø	Inner-Ø	Nozzle length	PU	Order No.
DS 115 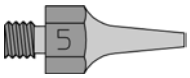	Desoldering nozzle	1.9	0.7	24.5	1	T005 13 515 99
DS 116 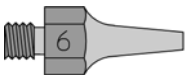	Desoldering nozzle	2.7	1.2	24.5	1	T005 13 516 99
DS 117 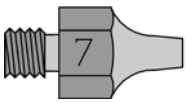	Desoldering nozzle	2.9	1.5	18	1	T005 13 550 99
DS 118 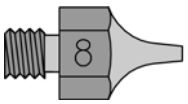	Desoldering nozzle	1.5	0.7	18	1	T005 13 551 99
DS 119 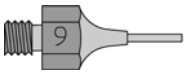	Needle tiplet	1.9	0.7	26	1	T005 13 527 99N
DS 120 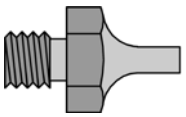	Nozzle without inside tube	2.5	1.1	15.5	1	T005 13 552 99N

XDS Desoldering nozzles for DSX 120, WXDP 120, WXDV 120

Model	Description	Outer-Ø	Inner-Ø	Nozzle length	PU	Order No.
XDS 1 	Desoldering nozzle	2.5	1.4	10.5	1	T005 13 250 99
XDS 2 	Desoldering nozzle	5.3	3.0	10.5	1	T005 13 251 99
XDS 3 	Desoldering nozzle	2.3	1.0	10.5	1	T005 13 252 99
XDS 4 	Desoldering nozzle	2.5	1.2	10.5	1	T005 13 253 99
XDS 5 	Desoldering nozzle	3.3	1.8	10.5	1	T005 13 254 99
XDS 6 	Desoldering nozzle	1.9	0.7	16.5	1	T005 13 255 99
XDS 7 	Desoldering nozzle	2.7	1.2	16.5	1	T005 13 256 99
XDS 8 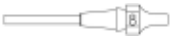	Desoldering nozzle	2.9	1.5	10.5	1	T005 13 257 99

Model	Description	Outer-Ø	Inner-Ø	Nozzle length	PU	Order No.
XDS 9 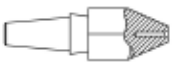	Measuring tip	1.5	0.55	10.5	1	T005 13 258 99
XDSL 1 	Desoldering nozzle	2.5	1.4	10.5	1	T005 13 259 99
XDSL 2 	Desoldering nozzle	5.3	3.0	10.5	1	T005 13 260 99
XDSL 3 	Desoldering nozzle	2.3	1.0	10.5	1	T005 13 261 99
XDSL 4 	Desoldering nozzle	2.5	1.2	10.5	1	T005 13 262 99
XDSL 5 	Desoldering nozzle	3.3	1.8	10.5	1	T005 13 263 99
XDSL 6 	Desoldering nozzle	1.9	0.7	16.5	1	T005 13 264 99
XDSL 7 	Desoldering nozzle	2.7	1.2	16.5	1	T005 13 265 99
XDSL 8 	Desoldering nozzle	2.9	1.5	10.5	1	T005 13 266 99

Model	Order No.
Maintenance set for WXDP/DSX 120 	T005 87 657 73N
Conus cleaner for WXDP/WXDV 120 & DSX 120 	T005 87 657 72

Hot air nozzles

Model	Description	Width mm	Thickness mm	PU	Order No.
TNR 25 	Round nozzle, without vacuum			1	T005 87 687 42N
TNR 40 	Round nozzle, bent, without vacuum			1	T005 87 687 43N
TNR 70 	Round nozzle, bent, without vacuum			1	T005 87 687 44N

Model	Description	Width mm	Thickness mm	PU	Order No.
TNRB 17 	Round nozzle, bent, without vacuum			1	T005 87 687 45N
TNRB 60 	Round nozzle, bent, without vacuum			1	T005 87 687 46N

	Order No.	Description
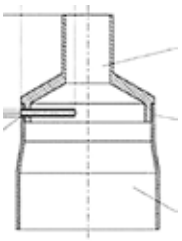	T0058768755N	TNM Measuring nozzle WTHA1

	Order No.	Description
	T0058768747N	Adapter for nozzles from WHA 900 to be used with WTHA 1

Hot air nozzles for HAP 1, HAP 200 and WXHAP 200

Flat nozzle

Model	Description	Width mm	Thickness mm	PU	Order No.
F02 	Flat nozzle	8	1.5	1	T005 87 277 74N
F04 	Flat nozzle	10.5	1.5	1	T005 87 277 73N
F06 	Flat nozzle	12.0	1.5	1	T005 87 277 72N

Model	Description	Diameter	Distance mm	Length mm	PU	Order no.
R02 	Round nozzle	0,8 mm		17	1	T005 87 278 23
R04 	Round nozzle	1,2 mm		17	1	T005 87 278 21
R06 	Round nozzle	3,0 mm		17	1	T005 87 278 22
R10 	Round Nozzle Long	2,0 mm		50	1	T005 87 277 87N
R08 	Round nozzle long bent	2,0 mm		50	1	T005 87 277 86N
FD2 	Dual nozzle	1,5 mm	8 mm		1	T005 87 277 76
FD4 	Dual nozzle	1,5 mm	10 mm		1	T005 87 277 75

2 sides heated (Type D, Length X =heated side)

Model	Description	Length mm	Width mm	PU	Order No.
D04 	Hot Air Nozzle, Two Sides Heated, with pre-heating plate	10.5	10.5	1	T005 87 277 79N
D06 	Hot Air Nozzle, Two Sides Heated, with pre-heating plate	13.0	10.0	1	T005 87 277 82N
D08 	Hot Air Nozzle, Two Sides Heated, with pre-heating plate	15	10.0	1	T005 87 277 81N
D10 	Hot Air Nozzle, Two Sides Heated, with pre-heating plate	18	10.0	1	T005 87 277 84N

4 sides heated (Type Q)

Model	Description	Length mm	Width mm	PU	Order No.
Q02 	Hot air nozzle, 4 sides heated	6.0	6.5	1	T005 87 277 77N
Q04 	Hot air nozzle, 4 sides heated	6.0	9.0	1	T005 87 277 78N
Q06 	Hot air nozzle, 4 sides heated, with pre-heating plate	15	10.0	1	T005 87 277 80N
Q08 	Hot air nozzle, 4 sides heated, with pre-heating plate	12.5	15	1	T005 87 277 83N
Q10 	Hot air nozzle, 4 sides heated, with pre-heating plate	18	18.0	1	T005 87 277 85N
R01 	Measuring nozzle			1	T005 87 278 08N

Hot air nozzles for HAP 3000 (WHA 3000P / V), HAP 2 (WHA 2000) and HAP 3 (WHA 700, WHA 300)

Round nozzle

Model	Description	Diameter	PU	Order No.
NR04 	Round nozzle, without vaccum	2,5 mm	1	T005 87 368 81N
NR05 	Round nozzle, without vacuum	4,0 mm	1	T005 87 368 67N
NR10 	Round nozzle, without vacuum	7,0 mm	1	T005 87 368 70N
NRV07 	Hot air nozzle with vacuum for small components	7,0 mm	1	T005 87 507 70N
NRV10 	Hot air nozzle with vaccum for small components	10,0 mm	1	T005 87 507 72N
NRV12 	Hot air nozzle with vacuum for small components	12,0 mm	1	T005 87 507 74N
NR02 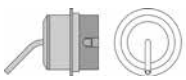	Round nozzle, without vacuum	1,7 mm x 45°	1	T005 87 368 82N
NR06 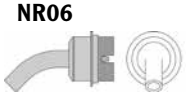	Round nozzle, without vacuum	6,0 mm x 45°	1	T005 87 507 65N
DR05 	Dual nozzle round, without vacuum	2 x 2,5	1	T005 87 368 83N

2 sides heated (type ND, Width X = heated side)

Model	Description	Length mm	Width mm	PU	Order No.
ND05 	Hot air nozzle, 2 sides heated	10.7	10.7	1	T005 87 368 43N
ND10 	Hot air nozzle, 2 sides heated	14	10.0	1	T005 87 368 42N
ND15 	Hot air nozzle, 2 sides heated	19	12.0	1	T005 87 368 41N
ND20 	Hot air nozzle, 2 sides heated	21.5	14.8	1	T005 87 368 40N

Four sides heated (Type NQ)

Model	Description	Length mm	Width mm	PU	Order No.
NQ05 	Hot air nozzle, four sides heated	10.7	10.7	1	T005 87 368 39N
NQ15 	Hot air nozzle, four sides heated	14.5	10.0	1	T005 87 368 38N
NQ10 	Hot air nozzle, four sides heated	14.8	14.8	1	T005 87 368 18N
NQ20 	Hot air nozzle, four sides heated	15.5	13.0	1	T005 87 368 37N
NQ25 	Hot air nozzle, four sides heated	18	18.0	1	T005 87 368 14N
NQ30 	Hot air nozzle, four sides heated	17.5	23.5	1	T005 87 507 21N
NQ35 	Hot air nozzle, four sides heated	20.5	20.5	1	T005 87 368 07N
NQ 	Hot air nozzle, four sides heated	24	12.0	1	T005 87 368 80N
NQ40 	Hot air nozzle, four sides heated	26	26.0	1	T005 87 368 04N
NQ45 	Hot air nozzle, four sides heated	31.3	31.3	1	T005 87 368 33N
NQ50 	Hot air nozzle, four sides heated	36	36.0	1	T005 87 368 91N
NQ55 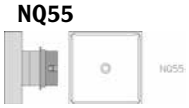	Hot air nozzle, four sides heated	43.0	43.0	1	T005 87 368 90N
NQT10 	Hot air nozzle, 4 sides heated, without protruding edge	14.8	14.8	1	T005 87 507 41N
NQT25 	Hot air nozzle, 4 sides heated, without protruding edge	18	18.0	1	T005 87 507 42N
NQT 	Hot air nozzle, 4 sides heated, without protruding edge	22	22.0	1	T005 87 507 39N
NA 20 	Measuring nozzle			1	T005 87 368 75N

Pre heating nozzle for HAP 3



Order No.	Description
T005 87 578 92	Pre heating nozzle for HAP 3

Multi rest



Order No.	Description
T005 15 048 99N	Depositing rack for NR, ND, NQ Hot Air Nozzles for WHA 3000V and WHA 3000P (max. 6 nozzles)

Vacuum insert for CSF heads (spare)



Order No.	Description
T005 87 137 99	Vacuum insert Ø 4,5 mm
T005 87 137 98	Vacuum insert Ø 10 mm

Hot air nozzles for WQB

Model	inside	outside	PU	Order No.
Hot air nozzle 6,5 x 6,5 mm	6,5 x 6,5 mm	7,5 x 7,5 mm	1	T005 87 479 43
Hot air nozzle 7,6 x 7,99 mm	7,6 x 7,99 mm	8,6 x 8,9 mm	1	T005 87 479 47
Hot air nozzle 8,5 x 8,5 mm	8,5 x 8,5 mm	9,5 x 9,5 mm	1	T005 87 479 45
Hot air nozzle 8,5 x 10,6 mm	8,5 x 10,6 mm	9,5 x 11,6 mm	1	T005 87 479 61
Hot air nozzle 8,5 x 22 mm	8,5 x 22 mm	9,5 x 23 mm	1	T005 87 558 64N
Hot air nozzle 9,0 x 8,0 mm	9,0 x 8,0 mm	10,0 x 9,0	1	T005 87 667 04
Hot air nozzle 10,0 x 10,0 mm	10,0 x 10,0 mm	11,0 x 11,0 mm	1	T005 87 549 67
Hot air nozzle 10,5 x 12,0 mm	10.5 x 12,0 mm	11,5 x 13,0	1	T005 87 667 37
Hot air nozzle 11,0 x 8,0 mm	11,0 x 8,0 mm	12,0 x 9,0	1	T005 87 667 10
Hot air nozzle 11,5 x 9,5 mm	11,5 x 9,5 mm	12,5 x 10,5	1	T005 87 667 16
Hot air nozzle 12,0 x 12,0 mm	12,0 x 12,0 mm	13,0 x 13,0 mm	1	T005 87 478 48
Hot air nozzle 12,5 x 12,5 mm	12,5 x 12,5 mm	13,5 x 13,5	1	T005 87 547 87
Hot air nozzle 13,5 x 11,5 mm	13,5 x 11,5 mm	14,5 x 12,5	1	T005 87 667 18
Hot air nozzle 13,5 x 13,5 mm	13,5 x 13,5 mm	14,3 x 14,3 mm	1	T005 87 479 04
Hot air nozzle 14,0 x 6,0 mm	14,0 x 6,0 mm	15,0 x 7,0	1	T005 87 667 14
Hot air nozzle 15,0 x 11,0 mm	15,0 x 11,0 mm	16,0 x 12,0 mm	1	T005 87 478 93
Hot air nozzle 15,5 x 15,5 mm	15,5 x 15,5 mm	16,5 x 16,5 mm	1	T005 87 479 35
Hot air nozzle 15,5 x 23,5 mm	15,5 x 23,5 mm	16,5 x 24,5 mm	1	T005 87 479 77
Hot air nozzle 17,0 x 17,0 mm	17,0 x 17,0 mm	18,0 x 18,0	1	T005 87 558 62
Hot air nozzle 17,0 x 25,0 mm	17,0 x 25,0 mm	18,0 x 26,0	1	T005 87 557 54
Hot air nozzle 18,0 x 13,0 mm	18,0 x 13,0 mm	19,0 x 14,0	1	T005 87 557 94
Hot air nozzle 18,0 x 18,0 mm	18,0 x 18,0 mm	20,0 x 20,0 mm	1	T005 87 478 33
Hot air nozzle 18,5 x 10,0 mm	18,5 x 10,0 mm	19,5 x 11,0 mm	1	T005 87 548 36
Hot air nozzle 19 x 19 mm	19,0 x 19,0	21,0 x 21,0	1	T005 87 559 95
Hot air nozzle 21,0 x 21,0 mm	21,0 x 21,0 mm	23,0 x 23,0 mm	1	T005 87 547 70

L'IMPULSION | Retrouvez nous sur www.limpulsion.fr

Weller

Model	inside	outside	PU	Order No.
Hot air nozzle 22,0 x 22,0 mm	22,0 x 22,0 mm	24,0 x 24,0 mm	1	T005 87 548 20
Hot air nozzle 22,5 x 17,0 mm	22,5 x 17,0 mm	23,5 x 18,0 mm	1	T005 87 667 06
Hot air nozzle 23,0 x 23,0 mm	23,0 x 23,0 mm	24,0 x 24,0 mm	1	T005 87 667 08
Hot air nozzle 25,0 x 19,0 mm	25,0 x 19,0 mm	26,0 x 20,0 mm	1	T005 87 667 02
Hot air nozzle 25, 0 x 25, 0 mm	25,0 x 25,0 mm	27,0 x 27,0 mm	1	T005 87 477 64
Hot air nozzle 27,0 x 23,0 mm	27,0 x 23,0 mm	29,0 x 25,0 mm	1	T005 87 479 93
Hot air nozzle 27,0 x 27,0 mm	27,0 x 27,0 mm	29,0 x 29,0 mm	1	T005 87 478 50
Hot air nozzle 28, 0 x 32, 0 mm	28,0 x 32,0 mm	30,0 x 34,0 mm	1	T005 87 479 99
Hot air nozzle 29,0 x 21,0 mm	29,0 x 21,0 mm	31,0 x 23,0 mm	1	T005 87 557 92
Hot air nozzle 29,0 x 29,0 mm	29,0 x 29,0 mm	31,0 x 31,0 mm	1	T005 87 479 27
Hot air nozzle 32 x 39 mm	32,0 x 39,0 mm	34,0 x 41,0 mm	1	T005 87 667 65
Hot air nozzle 33, 0 x 33, 0 mm	33,0 x 33,0 mm	35,0 x 35,0 mm	1	T005 87 479 06
Hot air nozzle 35,0 x 35,0 mm	35,0 x 35,0 mm	37,0 x 37,0 mm	1	T005 87 548 87
Hot air nozzle 37,0 x 37,0 mm	37,0 x 37,0 mm	39,0 x 39,0 mm	1	T005 87 477 53
Hot air nozzle 45° 37,0 x 37,0 mm	37,0 x 37,0 mm	39,0 x 39,0 mm	1	T005 87 549 68N
Hot air nozzle 39,5 x 39,5 mm	39,5 x 39,5 mm	41,5 x 41,5 mm	1	T005 87 478 71
Hot air nozzle 42,0 x 8,0 mm	42,0 x 8,0 mm	50,0 x 10,0 mm	1	T005 87 557 80
Hot air nozzle 42,0 x 36,0 mm	42,0 x 36,0 mm	44,0 x 38,0 mm	1	T005 87 557 90
Hot air nozzle 42,0 x 42,0 mm	42,0 x 42,0 mm	44,0 x 44,0 mm	1	T005 87 478 74
Hot air nozzle 43,5 x 33,5 mm	43,5 x 33,5 mm	45,5 x 35,5 mm	1	T005 87 557 88
Hot air nozzle 45,0 x 11,0 mm	45,0 x 11,0 mm	47,0 x 13,0 mm	1	T005 87 549 03
Hot air nozzle 45,0 x 26,0 mm	45,0 x 26,0 mm	47,0 x 28,0 mm	1	T005 87 549 05
Hot air nozzle 46,0 x 46,0 mm	46,0 x 46,0 mm	48,0 x 48,0 mm	1	T005 87 477 63
Hot air nozzle 47, 0 x 47, 0 mm	47,0 x 47,0 mm	49,0 x 49,0 mm	1	T005 87 479 16
Hot air nozzle 49,0 x 49,0 mm	49,0 x 49,0 mm	51,0 x 51,0 mm	1	T005 87 479 41
Hot air nozzle 52,0 x 8,0 mm	52,0 x 8,0 mm	60,0 x 10,0	1	T005 87 667 12

L'IMPULSION | Retrouvez nous sur www.limpulsion.fr

Model	inside	outside	PU	Order No.
Hot air nozzle 52,0 x 52,0 mm	52,0 x 52,0 mm	54,0 x 54,0	1	T005 87 557 79
Hot air nozzle 55, 5 x 27,0 mm	55,5 x 27 mm	57,5 x 29 mm	1	T005 87 667 62N
Hot air nozzle 57,0 x 18,5 mm	57,0 x 18,5 mm	59,0 x 20,0 mm	1	T005 87 479 85
Hot air nozzle 60 x 60 mm	60,0 x 60,0 mm	62,0 x 62,0	1	T005 87 557 84N
Hot air nozzle 70,0 x 40,0 mm	70,0 x 40,0 mm	72,0 x 42,0	1	T005 87 667 35N
Hot air nozzle 70 x 60 mm	70,0 x 60,0 mm	72,0 x 62,0	1	T005 87 557 50N
Hot air nozzle 80,0 x 18,5 mm	80,0 x 18,5 mm	82,0 x 20,5	1	T005 87 667 20
Hot air nozzle 80,0 x 20,0 mm	80,0 x 20,0 mm	82,0 x 22,0	1	T005 87 557 61N
Reflow hot air nozzle 90,0 x 90,0 mm	90,0 x 90,0 mm	92,0 x 92,0	1	T005 87 558 96
Adapter for NQ nozzles WQB			1	T005 87 477 70

L'IMPULSION Retrouvez nous sur www.limpulsion.fr Weller

WRK Reflowset

WRK Reflowset

Reflow system for SMD components with external hot air - works with desoldering station WR 3M.

Order No. T005 15 155 99N

- Accessory for 200 W Hot air station
- Reflow system with vacuum pick-up
- For desoldering of SMD components 30 x 30 mm



Scope of supply

Order No.	Model	Description
T005 87 617 03	Tripod Pick-up	Tripod Pick-up
T005 87 617 08	Pick-up 4,5 mm	Vacuum Pick-up 4,5 mm
T005 87 617 09	Pick-up 10 mm	Vacuum Pick-up 10 mm
T005 87 617 10	Reflow housing	Reflow housing 33 x 33 mm
T005 87 617 11	Reflow housing	Reflow housing 27 x 27 mm
T005 87 617 12	Reflow housing	Reflow housing 24 x 24 mm
T005 87 617 13	Reflow housing	Reflow housing 20 x 20 mm
T005 87 617 14	Reflow housing	Reflow housing 18 x 18 mm
T005 87 617 15	Reflow housing	Reflow housing 15,5 x 15,5 mm
T005 87 617 16	Reflow housing	Reflow housing 12,5 x 12,5 mm
T005 87 617 17	Reflow housing	Reflow housing 10 x 10 mm
T005 87 617 25	Rack for nozzles	Depositing rack for nozzles

Accessories

Order No.	Model	Description
T005 15 154 99N	Rack for Nozzles	WRK Depositing rack for Nozzles
T005 87 137 98	Vacuum insert Ø 10 mm	Vacuum insert Ø 10 mm
T005 87 137 99	Vacuum insert Ø 4, 5 mm	Vacuum insert Ø 4,5 mm
T005 87 617 30N	WRK Set	Reflow housing set 24 x 24 mm, 27 x 27 mm
T005 87 617 31N	WRK Set	Reflow housing set 20 x 20 mm, 27 x 27 mm
T005 87 617 32N	WRK Set	Reflow housing set 10 x 10 mm, 12,5 x 12,5 mm, 15,5 x 15,5 mm, 18 x 18 mm

WRK Set

Reflow housing set 24 x 24 mm, 27 x 27 mm

Order No. T005 87 617 30N



Scope of supply

Order No.	Model	Description
508826	Compression spring	Compression spring
T005 87 137 98	Vacuum insert Ø 10 mm	Vacuum insert Ø 10 mm
T005 87 617 09	Pick-up 10 mm	Vacuum Pick-up 10 mm
T005 87 617 11	Reflow housing	Reflow housing 27 x 27 mm
T005 87 617 12	Reflow housing	Reflow housing 24 x 24 mm
T005 87 617 24	VAC-hose	VAC-hose, WVP-WRK

WRK Set

Reflow housing set 20 x 20 mm, 27 x 27 mm

Order No. T005 87 617 31N



Scope of supply

Order No.	Model	Description
508826	Compression spring	Compression spring
T005 87 137 98	Vacuum insert Ø 10 mm	Vacuum insert Ø 10 mm
T005 87 617 09	Pick-up 10 mm	Vacuum Pick-up 10 mm
T005 87 617 11	Reflow housing	Reflow housing 27 x 27 mm
T005 87 617 13	Reflow housing	Reflow housing 20 x 20 mm
T005 87 617 24	VAC-hose	VAC-hose, WVP-WRK

L'IMPULSION | Retrouvez nous sur www.limpulsion.fr

Weller

WRK Set

Reflow housing set 10 x 10 mm, 12,5 x 12,5 mm, 15,5 x 15,5 mm, 18 x 18 mm

Order No. T005 87 617 32N



Scope of supply

Order No.	Model	Description
T005 87 137 99	Vacuum insert Ø 4, 5 mm	Vacuum insert Ø 4,5 mm
T005 87 617 03	Tripod Pick-up	Tripod Pick-up
T005 87 617 08	Pick-up 4,5 mm	Vacuum Pick-up 4,5 mm
T005 87 617 14	Reflow housing	Reflow housing 18 x 18 mm
T005 87 617 15	Reflow housing	Reflow housing 15,5 x 15,5 mm
T005 87 617 16	Reflow housing	Reflow housing 12,5 x 12,5 mm
T005 87 617 17	Reflow housing	Reflow housing 10 x 10 mm

L'IMPULSION Retrouvez nous sur www.limpulsion.fr

Preheating plates

Preheating plates are used to preheat circuit boards under repair to reduce the possibility of thermal damage and to reduce the heat requirement of the soldering tool for speeding up the repair process.



WHP 80 Preheating plate

Preheating plate 80 W, 24 V, 80 x 50 mm

80 W WT compatible

Order No. T005 27 028 99N



- 80 W, 24 V
- Heating surface 80 x 50 mm
- Temperature range 50 °C - 200 °C
- For all Weller stations with min. 80 W
- Size housing 150 x 120 x 65 mm

Accessories	Order No.	Model	Description
	T005 32 786 99N	PUD 151	Power Unit 150 W
	T005 34 156 99N	WD 1M	Power Unit 150 W (160 W)
	T005 34 346 99N	WT 1	1-Channel Power Unit, 95 W
	T005 34 356 99N	WT 1H	1-Channel Power Unit, 150 W

L'IMPULSION Retrouvez nous sur www.limpulsion.fr

WXHP 120 Preheating plate

Preheating plate 120 W

120 W | WX compatible | TRACEability qualified

Order No. T005 27 029 99N



- 120 W, 24 V
- Preheating Size 80 x 50 mm
- Temperature range 50 °C - 200 °C
- Platinum sensor
- Internal parameter storage (Zero Tolerance)
- Connectable to: WX 1, WX 2, WXD 2, WXA 2, WXR 3
- Size housing 150 x 120 x 65 mm (L x B x H)

WHP 200 Infrared preheating plate

Preheating plate 200 W, 230 V, 120 x 60 mm with easy fix board holder

200 W

Order No. T005 33 716 99N



- 200 W, 230 V
- Heating surface 120 x 60 mm
- Temperature range 50 °C - 400 °C
- Digital display for set and read temperature
- Electronic temperature control
- Infrared high temperautre ceramic elements for fast and efficient heat up
- 2 Easy Fix board holder

L'IMPULSION | Retrouvez nous sur www.limpulsion.fr

WHP 1000 Preheating plate

Preheating plate 1000 W

1000 W | WX compatible | TRACEability qualified

Order No. T005 33 648 99N



- 1000 W, 230 V
- Heating surface 220 x 150 mm
- Temperature range 50°C - 300°C
- RS 232 Interface e.g. for connection to Weller hot air stations WHA 3000
- Digital display for set and read temperature
- Element Type K (accessory) connectable

WHP 3000 Infrared preheating plate

Infrared preheating plate 600 W with Easy Fix board holder

600 W | WX compatible | TRACEability qualified | WT compatible

Order No. T005 33 386 99N



- 600 W, 230 V
- Board size upto 120 x 190 mm
- Temperature range 50 °C - 400 °C
- Digital display for set and actual temperature
- Digitally controlled
- 2 heated zones can be selected
- External sensor (accessory) connectable
- RS 232-Interface cable e.g. for connection to WHA 3000 hot air station
- Easy Fix board holder
- K-type thermo couple socket for monitoring

Accessories	Order No.	Model	Description
	T005 31 190 99	Thermoelement type K, Ø 0, 5 mm	Thermoelement type K, Ø 0,5 mm
	T005 31 191 99	RS 232 Interface cable	Interface cable RS 232, 2 m (78.74 in) for remote control or monitoring by PC (type 1:1) T005 87 359 09
	T005 33 164 99N	WBH PCB board holder without stand	PCB board holder without stand
	T005 33 165 99N	WBHS PCB board holder with stand	PCB board holder with stand for WHA 3000P, WHA 3000V and WTHA 1
	T005 87 578 75N	Board holder	Easy fix board holder

L'IMPULSION | Retrouvez nous sur www.limpulsion.fr

WHP 3000 Infrared preheating plate

Infrared preheating plate 1200 W, 230 V with Easy Fix board holder

1200 W | WX compatible | TRACEability qualified

Order No. T005 33 646 99N



- 1200 W, 230 V
- Board size upto 190 x 245 mm
- Temperature range 50 °C - 400 °C
- Digital display for set and actual temperature
- Digitally controlled
- 6 Infrared high temperature ceramic elements for fast and efficient heat up
- 2 Easy Fix board holder

Accessories	Order No.	Model	Description
	T005 31 190 99	Thermoelement type K, Ø 0, 5 mm	Thermoelement type K, Ø 0,5 mm
	T005 31 191 99	RS 232 Interface cable	Interface cable RS 232, 2 m (78.74 in) for remote control or monitoring by PC (type 1:1) T005 87 359 09
	T005 33 164 99N	WBH PCB board holder without stand	PCB board holder without stand
	T005 33 165 99N	WBHS PCB board holder with stand	PCB board holder with stand for WHA 3000P, WHA 3000V and WTHA 1
	T005 87 578 75N	Board holder	Easy fix board holder

Pre heating nozzle for HAP 3

Pre heating nozzle for HAP 3

Order No. T005 87 578 92



Accessories	Order No.	Model	Description
	T005 33 346 99N	WHA 3000P Set	Hot air station 700 W / 230 V
	T005 33 366 99N	WHA 3000V	Hot-air station 700 W

Soldering baths

Rework preparation tool e.g. for tin coating of wire ends and cleaning of leads and wires from excess and dirt. All soldering baths are suitable for lead free solder.



W101 H Soldering bath

Miniature soldering bath 100 W, 230 V

100 W

Order No. T005 61 093 99N



- 100 W, 230 V
- Inside Ø 17,4 mm, depth 22 mm
- Different temperatures available
- Magnastat temperature control
- Horizontal stand
- For lead free solder

Scope of supply	Order No.	Model	Description
	T005 61 093 99N	W101 H Soldering bath	Miniature soldering bath 100 W, 230 V

Accessories	Order No.	Model	Description
	T005 11 706 99N	Insert 285 °C	Insert for temperature 285 °C for W 101H
	T005 11 707 99N	Insert 330 °C	Insert for temperature 330 °C for W 101H
	T005 11 708 99N	Insert 380 °C	Insert for temperature 380 °C for W 101H
	T005 11 709 99N	Insert 450 °C	Insert for temperature 450°C for W 101H

L'IMPULSION Retrouvez nous sur www.limpulsion.fr

WSB 80 Soldering bath

Soldering bath 80 W, 24 V

80 W WT compatible

Order No. T005 27 040 99N



- WSB 80 Solder Bath 80 W - 24 V
- Accessory for WT series soldering stations and WR series rework stations
- For tin coating and preparation of small electronics components and leads
- Precision temperature control / 150° F - 850° F / 50° C - 450° C
- Heated surface - 80 W: Soldering bath - Ø 0.8" x 0.98" D / Ø 20.3 mm x 24.9 mm D
- For lead free solder
- Heat-up time ~ 7 min (50 °C - 350 °C)
- For lead free solder

WSB 150 Soldering bath

Soldering bath 150 W, 24 V

150 W WT compatible

Order No. T005 27 042 99N



- WSB 150 Soldering Bath 150 W, 24 V
- Connectable to all Weller 150 W digital stations and WR3M
- For tin coating and preparation of electronics components and leads
- Precision temperature control / 150° F - 850° F / 50° C - 454° C
- Heated surface - 150 W: Soldering bath - 2.3" x 1.2" x 0.75" / 58 mm x 30 mm x 19 mm
- For lead free solder
- Heat-up time ~ 10 min (50°C - 350°C)
- For lead free solder

L'IMPULSION | Retrouvez nous sur www.limpulsion.fr

Weller

WXSB 200 Soldering bath

Soldering bath 200 W, 24 V

200 W | WX compatible | TRACEability qualified

Order No. T005 27 043 99N



- WXSB200 Soldering bath 200 W - 24 V
- Accessory for WX / WXD and WXA series soldering, desoldering and hot air stations
- For tin coating and preparation of electronics components and leads
- Precision temperature control / 200° F - 930° F / 100° C - 500° C
- Heated surface - 200 W: Soldering bath - 2.3" x 1.2" x 0.75" / 58 mm x 30 mm x 19 mm
- Heat-up time ~ 10 min (50°C - 350°C)
- For lead free solder

Circuit board holder

WBHS circuit board holder with a pivoting stand for the hot air pencil. Circuit boards up to 310 x 320 mm can be accommodated. The circuit board holder ensures that the hot-air pencil is vertical to the printed circuit board under repair and the pivoting stand allows the hot-air pencil to be raised and lowered precisely onto the component being reworked.



WBHS PCB board holder with stand

PCB board holder with stand for WHA 3000P, WHA 3000V and WTHA 1

Order No. T005 33 165 99N

- Max. size 310 x 320 mm
- Board positioning in X and Y directions
- For single and double-sided boards
- Stand to mount HAP 3000 or WTHA 1 hot-air pencil
- WHP 3000 preheating plate could be fitted under the board holder



WBH PCB board holder without stand

PCB board holder without stand

Order No. T005 33 164 99N

- For retaining and securing the circuit boards under repair.
- Same as WBHS but without stand



ESF120

Antistatic PCB board holder

Order No. T005 15 026 99N

- Max. size 160 x 235 mm
- Rotates through 360° in increments of 15°
- Spring clamp
- Cushioned arm for component fixing



WBH 2 PCB board holder

Board holder without stand

Order No. T005 33 167 99

- Max. size 310 x 320 mm



Accessories for Board Holder WBHS, WBH

Order No.	Description
T005 87 548 73	Adjustable circuit board stop for WQB 3000 and WQB 4000
T005 87 557 45	Support for large circuit boards for WQB 4000SOPS with iron angle
T005 87 557 41	Spring-loaded downholder with magnet stand for WQB 3000, WQB 3000SOPS, WBH, WBHS
T005 87 549 24	Clamping Set for Irregular Shaped Circuit Boards (e.g. Mobilephones, Video/Digital Camera Boards, etc.)

L'IMPULSION Retrouvez nous sur www.limpulsion.fr

WTSF FlowinSmart

SINGLE-HANDED SOLDERING

A choice of a pulse or timer mode which accurately controls the method of delivery of the solder that reaches the solder tip.

Efficient one-handed soldering.

Precise solder-feeding system for highest productivity.



WTSF 80

Solder Feeder System 80 W

80 W (86 W) | WT compatible | Silver Line | LT

Order No. T005 13 906 99



- For solder wire from Ø 0, 5 mm bis 1, 0 mm
- Feed motion, adjustable from 1 - 27.5 mm/s
- Max. solder wire weight 1 kg
- Compatible with WT 1
- Pulse-Mode provides exact application of solder
- Conservation of energy through Standby function

Scope of supply	Order No.	Model	Description
	T005 13 906 99	WTSF 80	Solder Feeder System 80 W
	T005 13 914 99	WTSF 80, WTSF 120, WXSF 120 Network adapter	Power supply for WTSF 80, WTSF 120, WXSF 120
	T005 15 027 99N	KH 27	Safety rest with cleaning sponge for HAP 1, WSP 150

Accessories	Order No.	Model	Description
	T005 13 949 99	Replacement pipe 1 WTSF	for WTSF FlowinSmart, 0.5mm
	T005 13 950 99	Replacement pipe 2 WTSF	for WTSF FlowinSmart, 0.8mm
	T005 15 027 99N	KH 27	Safety rest with cleaning sponge for HAP 1, WSP 150

L'IMPULSION | Retrouvez nous sur www.limpulsion.fr

Weller

WTSF 120

Solder Feeder System 120 W

120W (126W) WT compatible Power Response XT

Order No. T005 13 907 99



- For solder wire from Ø 0.5 mm - 1.0 mm
- Feed motion, adjustable from 1 - 27.5 mm/s
- Max. solder wire weight 1 kg
- Compatible with Weller WT stations, WD 1M, WR 2 and WR 3M rework station (sold separately)
- Pulse mode: the solder wire is continuously delivered as long as the switch is pressed (LED off)
- Integrated start / stop / standby functions conserves energy and extends the service life of the unit

Scope of supply	Order No.	Model	Description
	T005 13 907 99	WTSF 120	Solder Feeder System 120 W
	T005 13 914 99	WTSF 80, WTSF 120, WXSF 120 Network adapter	Power supply for WTSF 80, WTSF 120, WXSF 120
	T005 15 027 99N	KH 27	Safety rest with cleaning sponge for HAP 1, WSP 150

Accessories	Order No.	Model	Description
	T005 13 913 99	WTSF 80/WTSF 120, WXSF 120 Foot Switch	Foot Switch for WTSF 80, WTSF 120 and WXSF 120
	T005 13 949 99	Replacement pipe 1 WTSF	for WTSF FlowinSmart, 0.5mm
	T005 13 950 99	Replacement pipe 2 WTSF	for WTSF FlowinSmart, 0.8mm
	T005 13 951 99	Replacement pipe 3 WTSF	for WTSF FlowinSmart, 1mm
	T005 15 027 99N	KH 27	Safety rest with cleaning sponge for HAP 1, WSP 150

L'IMPULSION Retrouvez nous sur www.limpulsion.fr

WXSF 120

Solder Feeder System 120 W

120W (126W) WX compatible TRACEability Weller qualified
Power Response XT

Order No. T005 13 911 99



- For solder wire from Ø 0.5 mm - 1.0 mm
- Feed motion, adjustable from 1 - 27.5 mm/s
- Max. solder wire weight 1 kg
- Compatible with Weller WX series and rework base stations (sold seperately)
- Pulse mode: the solder wire is continuously delivered as long as the switch is pressed (LED off)
- Integrated start / stop / standby functions conserves energy and extends the service life of the unit

Scope of supply	Order No.	Model	Description
	T005 13 911 99	WXSF 120	Solder Feeder System 120 W
	T005 13 914 99	WTSF 80, WTSF 120, WXSF 120 Network adapter	Power supply for WTSF 80, WTSF 120, WXSF 120
	T005 15 027 99N	KH 27	Safety rest with cleaning sponge for HAP 1, WSP 150

Accessories	Order No.	Model	Description
	T005 13 913 99	WTSF 80/WTSF 120, WXSF 120 Foot Switch	Foot Switch for WTSF 80, WTSF 120 and WXSF 120
	T005 13 949 99	Replacement pipe 1 WTSF	for WTSF FlowinSmart, 0.5mm
	T005 13 950 99	Replacement pipe 2 WTSF	for WTSF FlowinSmart, 0.8mm
	T005 15 027 99N	KH 27	Safety rest with cleaning sponge for HAP 1, WSP 150

L'IMPULSION Retrouvez nous sur www.limpulsion.fr
Weller

Hot air heating gun

6966EK Hot air heat gun

Hot air heat gun 250 W / 230 V

210 W

Order No. 6966 EK

- For heat shrinking, drying or to detect faulty components on circuit boards
- Cooling is possible because the air flow is independent of the heater



Scope of supply	Order No.	Model	Description
		Hot air heat gun unit	Hot air heat gun
	6958	Shrinking nozzle	Shrinking nozzle
	T695 7	Reflector	Reflector 1,5"
	T696 4	Reflector	Precision Reflector For 6966C Industrial Heat Gun

Accessories	Order No.	Model	Description
	6965A	Rest for gun	Rest for hot air gun

Temperature Measuring

Temperature measuring systems are used for independent and regular control, testing and monitoring of the soldering tip temperatures.

A constant check of the soldering tip temperature guarantees a constant quality of the soldering work and prevents faulty batches.

This is recommended especially for soldering systems without internal, automatic parameter controlling.

WCB 2

Measuring and Calibration Box for WSD series



Order No. T005 31180 99N

- OFFSET: Correction value for soldering tip temperature
- SETBACK: Reduction in set temperature after a specified period of time
- LOCK: Locking the set temperature
- °C/°F: Switching temperature display between °C/°F
- WINDOW: Setting a set value window. If the actual temperature is within the set value window a floating contact is activated
- Temperature measuring tips are available for each soldering iron

Accessories	Order No.	Model	Description
	T005 13 832 99	Temperature Measuring System	For connection to unit WCB 2 or all other temperature measure instruments with a type K sensor port.
	T005 31 184 99	WCB 2 Network adapter	Power supply for WCB 2
	T005 31 190 99	Thermoelement type K, Ø 0, 5 mm	Thermoelement type K, Ø 0,5 mm
	T005 31 191 99	RS 232 Interface cable	Interface cable RS 232, 2 m (78.74 in) for remote control or monitoring by PC (type 1:1) T005 87 359 09

L'IMPULSION | Retrouvez nous sur www.limpulsion.fr

Weller

WTT 1 Temperature measuring system

Temperature measuring system



Order No. T005 31 246 99N

- Temperature range 50 °C - 500 °C
- Tolerance ± 5 °C
- Dimensions 166 x 115 x 101 mm (L x W x H)

Scope of supply	Order No.	Model	Description
		Power Unit	WTT 1 station, 35 W
		Base plate	Base plate for WTT 1P
	T005 29 109 99N	Probe for WTT 1	Probe for WTT 1

Temperature Measuring System

For connection to unit WCB 2 or all other temperature measure instruments with a type K sensor port.



Order No. T005 13 832 99

- Connection to WCB 2 calibration unit
- For measuring soldering tip temperature

L'IMPULSION
Retrouvez nous sur
www.limpulsion.fr

WST Wire Stripper

THERMAL STRIPPING TOOL

Temperature controlled thermal stripping tool is suitable for all 80 W Weller stations.



Thermal stripping tool WST 82 KIT1

Thermal stripping tool 80 W, 24 V

80 W



Order No. T005 25 032 99N

- Suitable for all 80 W Weller stations
- For ribbon cable and round wire
- Electronically temperature controlled
- For all well-known thermoplastic synthetic isolations

Scope of supply	Order No.	Model	Description
		WST 82 handle	Thermal stripping tool
	T005 15 032 98	Safety rest for WST 82	Safety Rest for WST 82
	T005 87 250 34	Brush	Brush, copper
	T005 87 257 22	Universal knife set	Universal knife set 9 mm x 2 mm
	T005 87 257 42	Cutting knife set	Cutting knife set, width 23 mm

L'IMPULSION | Retrouvez nous sur www.limpulsion.fr

Thermal stripping tool WST 82 KIT2

Thermal stripping tool 80 W, 24 V with flexcord for wider operation range

80 W

Order No. T005 25 031 99N



- Suitable for all 80 W Weller stations
- Flex cord for 1,5 - 3,5 m working distance
- For ribbon cable and round wire
- Electronically temperature controlled
- For all well-known thermoplastic synthetic isolations

Scope of supply	Order No.	Model	Description
		WST 82 handle	Thermal stripping tool
	T005 15 032 98	Safety rest for WST 82	Safety Rest for WST 82
	T005 87 250 34	Brush	Brush, copper

Accessories WST 82

	Order No.	Description
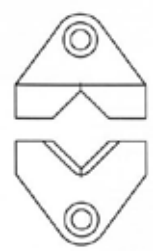	T005 87 257 22	Universal knife set 9 mm x 2 mm
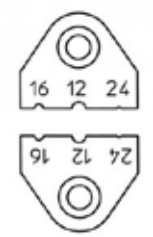	T005 87 257 26	Knife set AWG AWG 12, 16, 24 (2,0, 1,3, 0,51 mm)
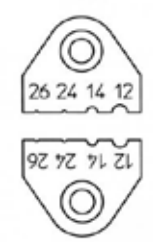	T005 87 257 29	Knife set AWG 12, 14, 24, 26 (2,0, 1,6, 0,51, 0,4 mm) for WST 82

	Order No.	Description
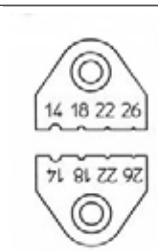	T005 87 257 32	Knife set AWG 14, 18, 22, 26 (1,6, 1,02, 0,64, 0,4 mm)
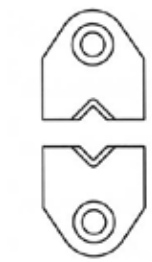	T005 87 257 36	V Knife set 4,25 mm x 2 mm
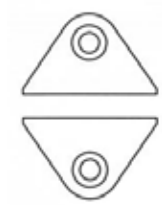	T005 87 257 42	Cutting knife set, width 23 mm

USB Microscope

- Microscope with digital camera and USB interface
- Adjustable work stand
- Application software
- Magnification: 20X – 90X
- Sensor 1/3" Color CMOS
- Video frame rate: up to 30 Fps
- Illumination: 8 build-in Hightech LEDs
- LED on/off controlled by software
- Save file format: BMP, JPG, AVI
- Cable length: approx. 1,8 m



Order No.	Description
T005 13 835 99N	USB Microscope with digital camera and adjustable work stand
T005 13 839 99N	USB Microscope with digital camera and adjustable work stand, with polarisation filter
T005 13 834 99	USB Microscope, stand without arm

WLSK 200 Vakuum-Pen

Vacuum-Pen including Tip 3,2 mm x 9,5 mm

Order No. WLSK 200



Scope of supply	Order No.	Model	Description
	TWLSK200 T18	WLSKT 18	Replacement with tip, rubber 3,2 mm
	TWLSK200 T38	WLSKT 38	Replacement with tip, rubber 9,5 mm

Accessories	Order No.	Model	Description
	KDS260 L	KDS260L	Suction Cup Large Ø 9,5 mm for KDS301
	KDS260 M	KDS260M	Suction Cup Medium Ø 6,3 mm for KDS301
	KDS260 S	KDS260S	Suction Cup Small Ø 3,2 mm for KDS301

L'IMPULSION | Retrouvez nous sur www.limpulsion.fr

SA21A

Manual desoldering pump



Order No. SA21A

- Length 200 mm
- Metal housing
- Antistatic

Accessories	Order No.	Model	Description
	SA21A 1	Desoldering tip antistatic	Desoldering tip antistatic for SA 21A

PS 200A

Manual desoldering pump



Order No. PS 200A

- Length 200 mm
- Strong vacuum, minimal rebound
- Metal housing
- Antistatic (with tip PS 2001A)

Accessories	Order No.	Model	Description
	TPS 200 1A	PS 2001A	Desoldering tip antistatic for PS 200A

L'IMPULSION | Retrouvez nous sur www.limpulsion.fr

Solder wire

WSW Solder Wire

- Soldering wire with integrated flux core
- Superior wetting properties
- Cost reduction due to reduction in tip change frequency
- Not flux soaked - no process pollution
- Reduction of service costs for removing of oxidised layers
- No-clean flux
- Flux content 3,5 %



WSW SAC M1

Alloy: Sn3.0Ag0.5Cu
Temperature range: 217-221 °C
J-STD 004 – M1 flux
Flux: 3.5 %

Order no.	Weight				Order no.	Weight			
	oz	g	Inch	mm		oz	g	Inch	mm
T005 13 865 99	17.637	500	0.012	0.3	T005 13 860 99	17.637	500	0.062	1.6
T005 13 864 99	17.637	500	0.019	0.5	T005 13 885 99	8.818	250	0.031	0.8
T005 13 863 99	17.637	500	0.031	0.8	T005 13 886 99	8.818	250	0.039	1.0
T005 13 862 99	17.637	500	0.039	1.0	T005 13 881 99	3.527	100	0.012	0.3
T005 13 861 99	17.637	500	0.047	1.2	T005 13 882 99	3.527	100	0.019	0.5

WSW SAC L0

Alloy: Sn3.0Ag0.5Cu
Temperature range: 217-221 °C
J-STD 004 – L0 flux
Flux: 3.5 %

Order no.	Weight				Order no.	Weight			
	oz	g	Inch	mm		oz	g	Inch	mm
T005 13 872 99	17.637	500	0.012	0.3	T005 13 866 99	17.637	500	0.063	1.6
T005 13 870 99	17.637	500	0.019	0.5	T005 13 887 99	8.818	250	0.031	0.8
T005 13 869 99	17.637	500	0.031	0.8	T005 13 888 99	8.818	250	0.039	1.0
T005 13 868 99	17.637	500	0.039	1.0	T005 13 883 99	3.527	100	0.012	0.3
T005 13 867 99	17.637	500	0.047	1.2	T005 13 884 99	3.527	100	0.019	0.5

L'IMPULSION | Retrouvez nous sur www.limpulsion.fr
Weller

WSW SC L0

Alloy: Sn0.7Cu
Temperature range: 227 °C
J-STD 004 – L0 flux
Flux: 3.5 %

Order no.	Weight				Order no.	Weight			
	oz	g	Inch	mm		oz	g	Inch	mm
T005 13 880 99	17.637	500	0.019	0.5	T005 13 878 99	17.637	500	0.039	1.0
T005 13 879 99	17.637	500	0.031	0.8	T005 13 877 99	17.637	500	0.047	1.2

WSW SC M1

Alloy: Sn0.7Cu
Temperature range: 227 °C
J-STD 004 – M1 flux
Flux: 3.5 %

Order no.	Weight				Order no.	Weight			
	oz	g	Inch	mm		oz	g	Inch	mm
T005 13 876 99	17.637	500	0.019	0.5	T005 13 874 99	17.637	500	0.039	1.0
T005 13 875 99	17.637	500	0.031	0.8	T005 13 873 99	17.637	500	0.047	1.2

WSW SCN M1

Alloy: Sn-0.6Cu-0.05Ni
Temperature range: 227°C
J-STD 004 – M1 flux
Flux: 3.5 %

Order no.	Weight			
	oz	g	Inch	mm
T005 14 013 99	3.527	100 g	0.031	0,8 mm

L'IMPULSION | Retrouvez nous sur www.limpulsion.fr

SD 1000

Solder dispenser



Order No. T005 13 017 99N

- For use of coils up to 1000 g
- Length 95 mm, core Ø > 15 mm
- Length 70 mm, core Ø > 12 mm
- Length 84 mm, core Ø < 12 mm

ABW 2 Extension for additional reel

ABW 2 Extension for addtional reel
SD 1000 Solder dispenser



Order No. T005 13 013 99

- For use of coils up to 1000 g
- Length 95 mm, core Ø > 15 mm
- Length 70 mm, core Ø > 12 mm
- Length 84 mm, core Ø < 12 mm

L'IMPULSION | Retrouvez nous sur www.limpulsion.fr

Accessories Cleaning

WDC Dry Cleaner

Dry cleaner for soldering tips with brass cleaning wool



Order No. T005 15 124 99N

- Minimisation of the erosion
- Double soldering tip lifetime

WDC 2 Dry Cleaner

Dry Cleaner for WDH safety rests with brass cleaning wool



Order No. T005 15 125 99

L'IMPULSION | Retrouvez nous sur www.limpulsion.fr

WDC Dry Cleaner Set

Dry cleaner set

Order No. T005 15 126 99N



Scope of supply	Order No.	Model	Description
	T005 13 031 99	Tip-Activator	For regeneration of oxidized tips
	T005 13 827 99	Stainless steel brush	Stainless Steel Brush (3 pieces)
	T005 15 124 99N	WDC Dry Cleaner	Dry cleaner for soldering tips with brass cleaning wool
	WPB1	WPB 1 Polishing Bar	Polishing Bar for removal of compacted oxidised films on soldering tips.

WDC 2 Dry Cleaner Set

Dry cleaner

Order No. T005 15 127 99



Scope of supply	Order No.	Model	Description
	T005 13 031 99	Tip-Activator	For regeneration of oxidized tips
	T005 13 827 99	Stainless steel brush	Stainless Steel Brush (3 pieces)
	T005 15 124 99N	WDC Dry Cleaner	Dry cleaner for soldering tips with brass cleaning wool
	WPB1	WPB 1 Polishing Bar	Polishing Bar for removal of compacted oxidised films on soldering tips.

L'IMPULSION | Retrouvez nous sur www.limpulsion.fr

Metal Wool

Metal Wool for WDC Dry Cleaner (T0051512499), Replacement (2 Pieces)

Order No. T005 13 824 99



Brass cleaning wool

Brass cleaning wool for WDC 2 Dry Cleaner for WDH safety rests Replacement (2 pcs.)

Order No. T005 13 841 99



Metal wool

Metal Wool for WDC 2 Dry Cleaner (T005 15 125 99), Replacement (2 Pieces)

Order No. T005 13 825 99



Cleaning sponge

Cleaning sponge single-layer, 70 x 55 x 16 mm

Order No. T005 22 419 99



TC205

Cleaning sponge for WEP 70 safety rest

Order No. TC205



Cleaning sponge

Cleaning sponges double-layer 70 x 55 x 16 mm

Order No. T005 22 420 99



Stainless steel brush

Stainless Steel Brush (3 pieces)

Order No. T005 13 827 99



WPB 1 Polishing Bar

Polishing Bar for removal of compacted oxidised films on soldering tips.

Order No. WPB1



- Cleaning only possible in cold state of the soldering tip

Tip-Activator

For regeneration of oxidized tips



Order No. T005 13 031 99

- Cleaning only possible in hot state of the soldering tip

Desoldering wire

- The desoldering wires consists of a copper net with flux. The special surface treatment allows efficient solder removal.



Order No.	Description
T005 13 010 99	Desoldering wire 1,6 m coil, width 1,5 mm.
T005 13 011 99	Desoldering wire 1,6 m coil, width 2 mm
T005 13 012 99	Desoldering wire 1,6 m coil, width 2,5 mm
T005 13 028 99	Desoldering wire 15 m coil, width 2,5 mm
T005 13 026 99	Desoldering wire 30 m coil, width 1,5 mm
T005 13 027 99	Desoldering wire 30 m coil, width 2 mm

Liquid flux

Liquid flux (100 ml) for simple soldering applications with high temperature and long soldering times (for example wire and dip)



Order No. T005 13 831 99

- Without brush
- Typ 1.1.3. AF-SW32, EN29 454
- Remaining flux is not corrosive
- DIN EN 61190 ROL0
- Flux on base of resin

Liquid flux

Liquid flux RMA (15 ml) especially for BGA and SMT rework. Very reliable, avoids short cuts



Order No. T005 13 837 99

- With brush
- Solvent content 73 %
- Solvent content 73 %
- ROL1 related to IPC J-STD-004

Spot-Mask

Suitable for lead free applications, 250 ml



Order No. SM15748BK

- Storable 12 months
- Suitable for lead free applications
- The Spot-Mask is a material to protect connectors of PCBs from tinning during the reflow process. For manual rework the Spot-Mask is easily applied and removed. Mechanic fixture after 6 min, hardened after 2-3 hours by 20 °C, 1 hour by 95 °C.

Extension cord



Order No.	Description
T005 32 099 99	Extension cord 2-wire, 4 m for TCPS
T005 25 098 99	Extension cord 5-wire, 4 m, up to 50 W, for soldering iron LR 21, MLR 21, WTA 50
T005 26 098 99N	Extension cord 7-wire, 3 m, up to 80 W, for WMP, WSP 80

L'IMPULSION | Retrouvez nous sur www.limpulsion.fr

Weller

Filtration

FUME EXTRACTION SOLUTIONS

LOW NOISE

LOW ENERGY CONSUMPTION

LARGE FILTER SURFACE FOR LONGER FILTER LIFETIME





Volume extraction

More suitable for applications involving, for example hand soldering, solder baths, hot-air soldering, microsoldering as well as gluing and cleaning work. Weller offers various mobile systems that purify the air for up to 8 workstations.

- Large areas can be covered
- Low maintenance
- For 1 to up to 8 work places
- Extraction cabinets
- Remote control



Tip extraction

Weller FE (fume extraction) soldering irons have a smoke tube integrated into the handle.
When soldering, the tube is positioned directly above the tip and collects any fumes produced.
Fume extraction attachments can be retrofitted to non-fume extraction Weller soldering irons.

- Low investment per workstation
- Contaminats extraction right at the source
- Up to 20 soldering points with one system (max. 200 m apart)
- Ergonomic with easy access to workpiece
- Minimal air movement

L'IMPULSION | Retrouvez nous sur www.limpulsion.fr

MOBILE

QUICK & EASY INSTALLATION

Filtration

Filtration

Volume fume extraction	**226**
Exhaust hood	246
Easy-Click 60 Extraction Arms	249
Accessories for extraction arms	257
Accessories Volume Extraction	258
Tip extraction	**264**
Laser extraction	**274**
Accessories	**277**
Spare Filters	**278**
Compact filters MG 140	284
Replacement filters for discontinued MG filter systems	286



Laser extraction

The Weller Laser Line Series offers mobile fume extraction for all kinds of applications. All systems can be retrofitted with special filters for use in cleanrooms or inkjet printers.

- Automatic constant flow control (CFC)
- Interface via USB, RS 232 and optional relay outputs
- Low-maintenance, brushless turbines
- Acoustic and visual filter change alarm
- Individually upgradable with special filters
- Up to three separate filter components - ensuring low operating costs
- Thermally recycable main filter housing

L'IMPULSION | Retrouvez nous sur www.limpulsion.fr

ZERO SMOG® and LASERLINE fume extraction solutions

WE CARE FOR YOUR ENVIRONMENT.

Why fume extraction?

Many work environments today, including soldering and adhesives applications, create particles and gases that can be harmful to the work place and the environment. To protect the operator, it is important to use an extraction system that is able to separate these particles and gases and then re-circulates the cleaned air back into the work place.

It is important to use the correct safety equipment to remove these hazardous substances. Inhaling fine particles is more dangerous than big particles that get caught more easily because they can block the alveoli in the lungs.

PROTECTS THE HEALTH

Why fume extraction?
See the video on
www.youtube.com/wellersoldering



Fine particles – A health hazard!

Protect your health and the health of your employees!

Particles and gases are hazardous to health. Fine particles can get into the lungs and cause allergies, asthma or cancer.

Filter classification:		Recommended application
In accordance with EN 1822:2009	M5	For standard applications
	F7	For applications with high flux or dust content
	E12 / H13	For applications with high flux or dust content
	Gas	For applications with fumes from adhesives and solvents

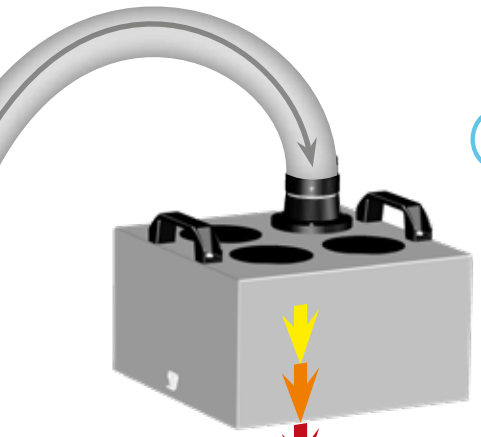

SEPARATE FILTERS LESS WEAR

Up to four filters of different permeability separate out particles and gases that are hazardous to health.

Fine dust flter
M5 / F7

Particle flter
E12 / H13

Wide band gas flter



Fibers, pollen 10 µm
Bacteria, pigments 5 µm

Smog
Asbestos dust > 1 µm
Viruses > 0.5 µm

Gas

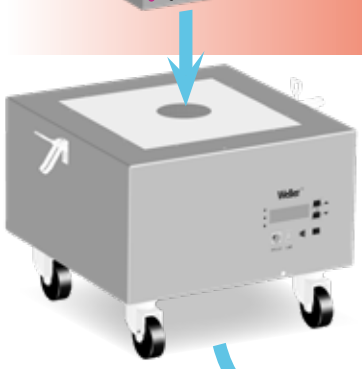

End product – clean air – is re-circulated into the workplace.

FINE DUST ACCUMULATION IN THE HUMAN BODY

- The smaller particles are, the deeper they penetrate into the respiratory system
- The deeper particles penetrate, the higher the health risks are
- The smallest particles travel via alveoli into the bloodstream

SAVES ENERGY AND REDUCES ENERGY COSTS

Save Energy

Filter-Systems · Weller Filtration · Accessories · Replacement Filter

BEFORE
New filter



AFTER
90 minutes soldering with leadfree solder wire

Volume fume extraction

Weller systems are specifically designed for continuous operation in industrial environments. Care and attention at the design stage plus careful component choice and a high quality manufacturing process have given Weller extraction systems a world wide reputation for reliability and longevity.



SELECTION GUIDE

based on particle- and gas filter capacity

	Standard systems			Systems with high gas filter volume		Central systems with automatic flow control	
Application	Zero Smog EL	Zero Smog TL	MG 130	MG 100S	MG 140	Zero Smog 4V	Zero Smog 6V
Hand soldering	✓✓	✓✓	✓✓	✓✓✓	✓✓✓	✓✓✓	✓✓✓
Heavy duty fume applications (solder bath, selective wave)	✓	✓	✓	✓	✓✓	✓✓	✓✓✓
Soldering, gluing, cleaning, filling	✓	✓	✓✓	✓✓✓	✓✓✓	✓✓	✓✓✓
Gluing, Cleaning, Filling	✓	✓	✓✓	✓✓✓	✓✓✓	✓✓✓	✓✓✓
Finedust	✓✓	✓✓	✓✓	✓	✓✓✓	✓✓	✓✓✓
MEK (Methyl Ethyl Keton)			✓	✓✓✓	✓✓✓	✓	✓
VOC (Volatile Organic Compounds)			✓	✓✓✓	✓✓✓	✓	✓✓✓
Cleanroom					✓✓✓		

Zero Smog EL 230V F/G

Fume extraction unit

120 VA | WX compatible | TRACEability qualified | WT compatible

LOW SOUND LEVEL < 53 db (A)

Order No. FT91 01 069 9N

- Fume extraction unit for 1 to 2 workplaces.
- Fine dust pre-filter M5 that can be separately changed, without having to change main filter
- Granular activated carbon filter for effective gas filtering
- Portable fume extraction unit, for placement under or next to the bench-top.
- Easy filter change.



TECHNICAL DATA

Max. capacity	1–2 workstations
Dimensions L x W x H (Inches)	13.19 x 14.17 x 17.52
Dimensions L x W x H (mm)	335 x 360 x 445
Weight (approx.) in kg	8.6
Voltage	220-240 V (50/60 Hz)
Power	120 VA
Noise level (distance 1 m) dB(A)	< 53
Max. blower vacuum (Pa)	2500
Capacity m^3/h	150
Pre-filter	Pre-filter mat class M5
Compact filter	Particle filter H13, and granular activated carbon filter

Zero Smog EL Kit 1

Fume extraction unit with flexible arm and funnel nozzle

120 VA | WX compatible | TRACEability Weller qualified | WT compatible

LOW SOUND LEVEL < 53 db (A)

Order No. FT91 01 269 9N

- Fume extraction unit for 1 to 2 workplaces.
- Fine dust pre-filter M5 that can be separately changed, without having to change main filter
- Granular activated carbon filter for effective gas filtering
- Portable fume extraction unit, for placement under or next to the bench-top.
- Easy filter change.



TECHNICAL DATA

Max. capacity	1–2 workstations
Dimensions L x W x H (Inches)	13.19 x 14.17 x 17.52
Dimensions L x W x H (mm)	335 x 360 x 445
Weight (approx.) in kg	8.6
Voltage	220-240 V (50/60 Hz)
Power	120 VA
Noise level (distance 1 m) dB(A)	< 53
Max. blower vacuum (Pa)	2500
Capacity m^3/h	150
Pre-filter	Pre-filter mat class M5
Compact filter	Particle filter H13, Active carbon filter

Scope of supply

Order No.	Model	Description
	Zero Smog EL Unit	Zero Smog EL Unit
0F15	0F15 Flexible extraction arm	Extraction arm, flexible, Ø 60 mm for sloped and funnel nozzles, length 1,5 m
ALFA	ALFA Funnel Nozzle	Easy-Click 60 Funnel nozzle, for flexible and stativ extraction arm, width 230 mm, height 100 mm. To be mounted on an aluminium extraction arm without flexible hose, adapter Z is needed. See extraction arms accessories.
T005 87 628 46	Fixing clamp	Fixing clamp Ø 63 mm, 1 piece, for fixing Easy-Click 60, 60 mm extraction arms

Zero Smog TL

Fume extraction unit Zero Smog TL

120 W | WX compatible | TRACEability qualified | WT compatible

LOW SOUND LEVEL < 50 db (A)

Order No. FT91 01 369 9N

- Low noise levels
- Automated filter change notification system
- Easily operated and easy filter replacement
- Longer service life due to exceptionally large filter surface
- For connection to a WX / WT station a WT Hub is needed



TECHNICAL DATA

Max. capacity	1–2 workstations
Dimensions L x W x H (Inches)	13.19 x 12.9 x 17.52
Dimensions L x W x H (mm)	335 x 330 x 445
Weight (approx.) in kg	9
Voltage	220-240 V (50/60 Hz)
Power	120 W
Noise level (distance 1 m) dB(A)	<50
Max. blower vacuum (Pa)	3.000
Capacity m^3/h	190
Pre-filter	Fine dust prefilter F7
Compact filter	Particle filter H13 and granular activated carbon filter

L'IMPULSION | Retrouvez nous sur www.limpulsion.fr

Zero Smog TL Kit 1 FN

Fume extraction unit with flexible extraction arm, extraction hose, stop valve with bench mounting brackets, remote switch and funnel nozzle

120 W | WX compatible | TRACEability Weller qualified | WT compatible

LOW SOUND LEVEL < 50 db (A)

Order No. FT91 01 569 9N



Scope of supply	Order No.	Model	Description
	0F10	0F10 flexible Extraction arm	Easy-Click 60 flexible Extraction arm, Ø 60 mm for sloped and funnel nozzles, length 1 m
	700-3051-ESD	Extraction hose 3 meter	Easy-Click 60 Extraction hose Ø 60 mm, length: 3 meter
	ALFA	ALFA Funnel Nozzle	Easy-Click 60 Funnel nozzle, for flexible and stativ extraction arm, width 230 mm, height 100 mm. To be mounted on an aluminium extraction arm without flexible hose, adapter Z is needed. See extraction arms accessories.
	FT910 00 033	On-/Off-Switch	ZSRS Zero Smog Remote Switch
	FT910 13 699 N	Zero Smog TL	Fume extraction unit Zero Smog TL

Zero Smog TL Kit 2 FN

Fume extraction unit with 2 flexible extraction arms, 2 fixing clamps for the arms, a remote switch and 2 funnel nozzles

120 W | WX compatible | TRACEability Weller qualified | WT compatible

LOW SOUND LEVEL < 50 db (A)

Order No. FT91 01 769 9N



Scope of supply	Order No.	Model	Description
	0F15	0F15 Flexible extraction arm	Extraction arm, flexible, Ø 60 mm for sloped and funnel nozzles, length 1,5 m
	ALFA	ALFA Funnel Nozzle	Easy-Click 60 Funnel nozzle, for flexible and stativ extraction arm, width 230 mm, height 100 mm. To be mounted on an aluminium extraction arm without flexible hose, adapter Z is needed. See extraction arms accessories.
	FT910 00 033	On-/Off-Switch	ZSRS Zero Smog Remote Switch
	FT910 13 699 N	Zero Smog TL	Fume extraction unit Zero Smog TL
	T005 87 628 46	Fixing clamp	Fixing clamp Ø 63 mm, 1 piece, for fixing Easy-Click 60, 60 mm extraction arms

Zero Smog TL Kit 2 SN

Fume extraction unit with 2 flexible extraction arms, 2 fixing clamps for the arms, a remote switch and 2 sloped nozzles

120 W | WX compatible | TRACEability Weller qualified | WT compatible

LOW SOUND LEVEL < 50 db(A)

Order No. FT91 01 669 9N



Scope of supply	Order No.	Model	Description
	0F15	0F15 Flexible extraction arm	Extraction arm, flexible, Ø 60 mm for sloped and funnel nozzles, length 1,5 m
	FT-NL	FT-NL Sloped nozzle	Easy-Click 60 metal nozzle Ø 60 mm, length 130 mm.
	FT910 00 033	On-/Off-Switch	ZSRS Zero Smog Remote Switch
	FT910 13 699 N	Zero Smog TL	Fume extraction unit Zero Smog TL
	T005 87 628 46	Fixing clamp	Fixing clamp Ø 63 mm, 1 piece, for fixing Easy-Click 60, 60 mm extraction arms

Zero Smog TL with Gas Filter

Zero Smog TL fume extraction unit with Gas Filter

120 W | WX compatible | TRACEability Weller qualified | WT compatible

LOW SOUND LEVEL < 50 db(A)

Order No. FT91 01 469 9N



Scope of supply	Order No.	Model	Description
	T005 87 359 38	Fine dust filter F7 WFE 2S, Zero Smog 4V	Fine dust filter F7 for WFE 2S, Zero Smog 4V

MG 130

Fume extraction unit MG 130

100 W | LOW SOUND LEVEL < 52 db(A)

Order No. 130-10 00- ESDN

- Unit purifies air up to 2 workplaces
- 100–240 power supply for global use
- Filter alarm and 3 steps speed control
- Small foot print design
- The fume extraction unit MG 130 is easy to install and operate. Is supplied complete ready to place close to the workbench.



TECHNICAL DATA

Max. capacity	1–2 workstations
Dimensions L x W x H (Inches)	18,11 x 8,26 x 19,68
Dimensions L x W x H (mm)	460 x 210 x 500
Weight (approx.) in kg	11
Voltage	100 - 240 V, 50/60 Hz
Power	100 W
Noise level (distance 1 m) dB(A)	< 52
Max. blower vacuum (Pa)	2.300
Capacity m^3/h	140
Pre-filter	Pre filter mat class F7
Compact filter	Particle filter H13, Wide band gas filter (50 % Active carbon + 50 % Chemisorb)
ESD-safe	✓

Scope of supply

Order No.	Model	Description
	MG 130 Unit	MG 130 Unit
130-2000-ESDN	Compact filter MG 130	Particle filter H13 and wide band gas filter, Standard
130-2010	Fine dust filter F7 MG 130	Fine dust filter F7 for MG 130

MG 130 Kit Nozzle

Fume extraction unit MG 130 mit Kit Nozzle

100 W | LOW SOUND LEVEL < 52 db (A)

Order No. 130- 10 55- ESDN



Scope of supply	Order No.	Model	Description
		MG 130 Unit	MG 130 Unit
2 x	0F10	0F10 flexible Extraction arm	Easy-Click 60 flexible Extraction arm, Ø 60 mm for sloped and funnel nozzles, length 1 m
	130-2000-ESDN	Compact filter MG 130	Particle filter H13 and wide band gas filter, Standard
	130-2010	Fine dust filter F7 MG 130	Fine dust filter F7 for MG 130
2 x	FT-NL	FT-NL Sloped nozzle	Easy-Click 60 metal nozzle Ø 60 mm, length 130 mm.

MG 130 Kit Funnel

Fume extraction unit MG 130 with Kit Funnel

100 W | LOW SOUND LEVEL < 52 db (A)

Order No. FT91 00 010 3N



Scope of supply	Order No.	Model	Description
		MG 130 Unit	MG 130 Unit
2 x	0F10	0F10 flexible Extraction arm	Easy-Click 60 flexible Extraction arm, Ø 60 mm for sloped and funnel nozzles, length 1 m
2 x	ALFA	ALFA Funnel Nozzle	Easy-Click 60 Funnel nozzle, for flexible and stativ extraction arm, width 230 mm, height 100 mm. To be mounted on an aluminium extraction arm without flexible hose, adapter Z is needed. See extraction arms accessories.

MG 100S

Fume extraction unit MG 100S

100 W | LOW SOUND LEVEL < 52 db (A)

Order No. 100- 10 00- ESDN

- Unit purifies air at up to 2 workplaces
- High Gasfilter volume
- Electronic filter control with filter alarm
- Variable speed setting
- Minimized foot print



TECHNICAL DATA

Max. capacity	1–2 workstations
Dimensions L x W x H (Inches)	18.11 x 8.26 x 24.15
Dimensions L x W x H (mm)	460 x 210 x 610
Weight (approx.) in kg	15
Voltage	110 - 240 V, 50/60 Hz
Power	100 W
Noise level (distance 1 m) dB(A)	< 52
Max. blower vacuum (Pa)	2.300
Capacity m^3/h	140
Pre-filter	-
Compact filter	Particle filter H13, Wide band gas filter (50 % Active carbon + 50 % Chemisorb)
ESD-safe	✓

Scope of supply	Order No.	Model	Description
		MG 100S Unit	MG 100S Fume Extraction Unit
	100-2000-ESDN	Compact filter MG 100S Standard	Particle filter H13 and wide band gas filter, Standard

MG 100S Kit 1

Fume extraction unit MG 100S with Kit 2 Funnel

100 W | LOW SOUND LEVEL < 52 db (A) | ESD

Order No. 100-10 56- ESDN



Scope of supply	Order No.	Model	Description
		MG 100S Unit	MG 100S Fume Extraction Unit
	100-2000-ESDN	Compact filter MG 100S Standard	Particle filter H13 and wide band gas filter, Standard
	T005 36 571 99N	Kit 1 WF Funnel Nozzle	Easy-Click 60 extraction arm, flexible with funnel nozzle and stop valve

MG 100S Kit 2

Fume extraction unit MG 100S with Kit 2 Funnel

100 W | LOW SOUND LEVEL < 52 db (A) | ESD

Order No. 100-10 55- ESDN



Scope of supply	Order No.	Model	Description
		MG 100S Unit	MG 100S Fume Extraction Unit
2 x	0F15	0F15 Flexible extraction arm	Extraction arm, flexible, Ø 60 mm for sloped and funnel nozzles, length 1,5 m
	100-2000-ESDN	Compact filter MG 100S Standard	Particle filter H13 and wide band gas filter, Standard
2 x	ALFA	ALFA Funnel Nozzle	Easy-Click 60 Funnel nozzle, for flexible and stativ extraction arm, width 230 mm, height 100 mm. To be mounted on an aluminium extraction arm without flexible hose, adapter Z is needed. See extraction arms accessories.

L'IMPULSION | Retrouvez nous sur www.limpulsion.fr

MG 100S Kit 3

Fume extraction unit MG 100S with Kit 3

100 W | LOW SOUND LEVEL < 52 db (A)

Order No. 100- 10 32- ESDN



Scope of supply	Order No.	Model	Description
		MG 100S Unit	MG 100S Fume Extraction Unit
	100-2000-ESDN	Compact filter MG 100S Standard	Particle filter H13 and wide band gas filter, Standard
	3-0F15	3-0F15 Flexible extraction arm	Easy- Click 60 Flexible extraction arm, Ø 32 mm, length 1,5 m

MG 140

Fume extraction unit MG 140

100 W | LOW SOUND LEVEL < 50 db (A)

Order No. 145- 10 00- ESDN

- Unit purifies air at up to 2 workplaces
- High Gasfilter volume
- Electronic filter control with alarm function
- Switch power supply 100 - 240 V
- 4 wheels for easy movement



TECHNICAL DATA

Max. capacity	2 workstations
Dimensions L x W x H (Inches)	13.77 x 13.18 x 25.78
Dimensions L x W x H (mm)	350 x 335 x 655
Weight (approx.) in kg	18
Voltage	110 - 240 V, 50/60 Hz
Power	100 W
Noise level (distance 1 m) dB(A)	< 50
Max. blower vacuum (Pa)	2.300
Capacity m^3/h	140
Pre-filter	Pre filter mat class F7
Compact filter	Particle filter H13, Wide band gas filter (50 % Active carbon + 50 % Chemisorb)
ESD-safe	✓

Scope of supply	Order No.	Model	Description
		MG 140 Unit	MG 140 Fume Extraction Unit
	145-2000-ESDN	Compact filter MG 140	Particle filter H13 and wide band gas filter, Standard
	145-4000	Pre-filter MG 140	Pre-filter for MG 140 / F8 (2 pieces)

L'IMPULSION | Retrouvez nous sur www.limpulsion.fr

Zero Smog 4V

Fume extraction unit Zero Smog 4V

275 VA | WX compatible | TRACEability qualified | WT compatible | LOW SOUND LEVEL < 48 db (A)

Order No. T005 36 606 99N

- Unit purifies air at up to 4 workplaces
- Constant Flow Control (CFC) guarantees automatical air flow regulation for each working place independent of the connected workplaces
- Electronic filter control with optical and acoustical filter alarm
- Efficiency test via USB port
- 4 wheels to allow easy movement of the unit



TECHNICAL DATA

Max. capacity	1–4 workstations
Dimensions L x W x H (Inches)	13.58 x 12.79 x 19.88
Dimensions L x W x H (mm)	345 x 325 x 505
Weight (approx.) in kg	19
Voltage	220-240 V (50/60 Hz)
Power	275 VA
Noise level (distance 1 m) dB(A)	< 48
Max. blower vacuum (Pa)	3.800
Capacity m^3/h	230
Pre-filter	Pre filter mat class F7
Compact filter	Particle filter H13, Wide band gas filter (50 % Active carbon + 50 % Chemisorb)
ESD-safe	✓

Scope of supply	Order No.	Model	Description
		Zero Smog 4V Unit	Zero Smog 4V Unit
	T005 87 359 36N	Compact filter Zero Smog 4V, WFE 2S	Compact filter: Particle filter H13 and wide band gas filter (50% active carbon, 50% Chemisorb) for Zero Smog 4V, WFE 2S
	T005 87 359 38	Fine dust filter F7 WFE 2S, Zero Smog 4V	Fine dust filter F7 for WFE 2S, Zero Smog 4V
	T005 87 627 67N	Easy-Click 60 Hose connector straight	Easy-Click 60 Hose connector, straight for WFE 2S / WFE 4S, Zero Smog 4V / Zero Smog 6V and pre filter box

L'IMPULSION | Retrouvez nous sur www.limpulsion.fr

Weller

Zero Smog 4V Adhesive fume filter

Fume extraction unit Zero Smog 4V

275 VA | WX compatible | TRACEability qualified | WT compatible

LOW SOUND LEVEL 48 db (A)

Order No. T005 36 616 99N

- Unit purifies air at up to 4 workplaces
- Constant Flow Control (CFC) guarantees automatical air flow regulation for each working place independent of the connected workplaces
- Electronic filter control with optical and acoustical filter alarm
- Efficiency test via USB port
- 4 wheels to allow easy movement of the unit



Scope of supply	Order No.	Model	Description
		Zero Smog 4V Unit	Zero Smog 4V Unit

Zero Smog 4V Kit 1 Nozzle

Fume extraction unti Zero Smog 4V with Kit 1 Nozzle

275 VA | WX compatible | TRACEability qualified | WT compatible | LOW SOUND LEVEL < 48 db (A)

Order No. T005 36 636 99N



Scope of supply	Order No.	Model	Description
		Zero Smog 4V Unit	Zero Smog 4V Unit
	T005 36 572 99N	Kit 1 Sloped Nozzle	Easy-Click 60 extraction arm with sloped nozzle and stop valve
	T005 87 359 36N	Compact filter Zero Smog 4V, WFE 2S	Compact filter: Particle filter H13 and wide band gas filter (50% active carbon, 50% Chemisorb) for Zero Smog 4V, WFE 2S
	T005 87 359 38	Fine dust filter F7 WFE 2S, Zero Smog 4V	Fine dust filter F7 for WFE 2S, Zero Smog 4V
	T005 87 627 67N	Easy-Click 60 Hose connector straight	Easy-Click 60 Hose connector, straight for WFE 2S / WFE 4S, Zero Smog 4V / Zero Smog 6V and pre filter box

Zero Smog 4V Kit 2 Nozzle

Fume extraction Zero Smog 4V with Kit 2 Nozzle

275 VA | WX compatible | TRACEability qualified | WT compatible | LOW SOUND LEVEL < 48 db (A)

Order No. T005 36 656 99N



Scope of supply	Order No.	Model	Description
		Zero Smog 4V Unit	Zero Smog 4V Unit
2 x	T005 36 572 99N	Kit 1 Sloped Nozzle	Easy-Click 60 extraction arm with sloped nozzle and stop valve
	T005 87 359 36N	Compact filter Zero Smog 4V, WFE 2S	Compact filter: Particle filter H13 and wide band gas filter (50% active carbon, 50% Chemisorb) for Zero Smog 4V, WFE 2S
	T005 87 359 38	Fine dust filter F7 WFE 2S, Zero Smog 4V	Fine dust filter F7 for WFE 2S, Zero Smog 4V
2 x	T005 87 627 67N	Easy-Click 60 Hose connector straight	Easy-Click 60 Hose connector, straight for WFE 2S / WFE 4S, Zero Smog 4V / Zero Smog 6V and pre filter box

Zero Smog 4V Kit 1 Funnel

Fume extraction Zero Smog 4V with Kit 1 Funnel

275 VA | WX compatible | TRACEability qualified | WT compatible | LOW SOUND LEVEL < 48 db (A)

Order No. T005 36 626 99N



Scope of supply	Order No.	Model	Description
		Zero Smog 4V Unit	Zero Smog 4V Unit
	T005 36 571 99N	Kit 1 WF Funnel Nozzle	Easy-Click 60 extraction arm, flexible with funnel nozzle and stop valve
	T005 87 359 36N	Compact filter Zero Smog 4V, WFE 2S	Compact filter: Particle filter H13 and wide band gas filter (50% active carbon, 50% Chemisorb) for Zero Smog 4V, WFE 2S
	T005 87 359 38	Fine dust filter F7 WFE 2S, Zero Smog 4V	Fine dust filter F7 for WFE 2S, Zero Smog 4V
	T005 87 627 67N	Easy-Click 60 Hose connector straight	Easy-Click 60 Hose connector, straight for WFE 2S / WFE 4S, Zero Smog 4V / Zero Smog 6V and pre filter box

Zero Smog 4V Kit 2 Funnel

Fume extraction Zero Smog 4V with Kit 2 Funnel

275 VA | WX compatible | TRACEability qualified | WT compatible | LOW SOUND LEVEL < 48 db (A)

Order No. T005 36 646 99N



Scope of supply	Order No.	Model	Description
		Zero Smog 4V Unit	Zero Smog 4V Unit
2 x	T005 36 571 99N	Kit 1 WF Funnel Nozzle	Easy-Click 60 extraction arm, flexible with funnel nozzle and stop valve
	T005 87 359 36N	Compact filter Zero Smog 4V, WFE 2S	Compact filter: Particle filter H13 and wide band gas filter (50% active carbon, 50% Chemisorb) for Zero Smog 4V, WFE 2S
	T005 87 359 38	Fine dust filter F7 WFE 2S, Zero Smog 4V	Fine dust filter F7 for WFE 2S, Zero Smog 4V
2 x	T005 87 627 67N	Easy-Click 60 Hose connector straight	Easy-Click 60 Hose connector, straight for WFE 2S / WFE 4S, Zero Smog 4V / Zero Smog 6V and pre filter box

Zero Smog 6V

Fume extraction Zero Smog 6V

460 VA | WX compatible | TRACEability qualified | WT compatible

LOW SOUND LEVEL < 51 db (A)

Order No. T005 36 666 99N

- Unit purifies air at up to 8 workplaces
- The Constant Flow Control (CFC) guarantees optimal air flow regulation for each working place independent of the connected workplaces
- Efficiency test via USB port
- Electronic filter control with optical and acoustical filter alarm
- 4 wheels to allow easy movement of the unit



TECHNICAL DATA

Max. capacity	1–8 workstations
Dimensions L x W x H (Inches)	18,11 x 18,11 x 26,18
Dimensions L x W x H (mm)	460 x 460 x 665
Weight (approx.) in kg	40
Voltage	230 V, 50/60 Hz (120 V, 60 Hz)
Power	460 VA
Noise level (distance 1 m) dB(A)	< 51
Max. blower vacuum (Pa)	3.000
Capacity m^3/h	615
Pre-filter	Pre filter mat class F7
Compact filter	Particle filter H13, Wide band gas filter (50 % Active carbon / 50 % Chemisorb)
ESD-safe	✓

Scope of supply

Order No.	Model	Description
	Zero Smog 6V Unit	Zero Smog 6V Unit
T005 87 358 36	Fine dust filter F7	Fine dust filter F7 for Zero Smog 20T, WFE 20D, WFE 4S, Zero Smog 6V, FC 800
T005 87 358 38	Compact filter	Compact filter for WFE 20D, WFE 4S, Zero Smog 6V, Zero Smog 20T, FC 800
T005 87 627 67N	Easy-Click 60 Hose connector straight	Easy-Click 60 Hose connector, straight for WFE 2S / WFE 4S, Zero Smog 4V / Zero Smog 6V and pre filter box

L'IMPULSION | Retrouvez nous sur www.limpulsion.fr

Zero Smog 6V with gas filter

Fume extraction Zero Smog 6V for adhesive fumes

460 VA | WX compatible | TRACEability qualified | WT compatible

LOW SOUND LEVEL 51 db(A)

Order No. T005 36 676 99N

- Unit purifies air at up to 8 workplaces
- The Constant Flow Control (CFC) guarantees optimal air flow regulation for each working place independent of the connected workplaces
- Efficiency test via USB port
- Electronic filter control with optical and acoustical filter alarm
- 4 wheels to allow easy movement of the unit



Scope of supply	Order No.	Model	Description
		Zero Smog 6V Unit	Zero Smog 6V Unit
	T005 87 358 35	Wide band gas filter	Wide band gas filter for Zero Smog 6V, WFE 4S
	T005 87 358 36	Fine dust filter F7	Fine dust filter F7 for Zero Smog 20T, WFE 20D, WFE 4S, Zero Smog 6V, FC 800
	T005 87 627 67N	Easy-Click 60 Hose connector straight	Easy-Click 60 Hose connector, straight for WFE 2S / WFE 4S, Zero Smog 4V / Zero Smog 6V and pre filter box

Accessories	Order No.	Model	Description
	T005 31 191 99	RS 232 Interface cable	Interface cable RS 232, 2 m (78.74 in) for remote control or monitoring by PC (type 1:1) T005 87 359 09
	T005 87 359 09N	Remote Control Zero Smog Units	Remote control for fume extraction units ZS 4V, ZS 6V, ZS 20T with filter status display

L'IMPULSION | Retrouvez nous sur www.limpulsion.fr

CBC A 230 V 4 x Easy Click 60

Air curtain cabinet CBCA with unique ventilation concept

65 W | LOW SOUND LEVEL < 49 db (A) | ESD

Order No. CBCA 11 2G0 4G65I2N

- 80 % low running cost against conventional extraction cabines. CBC-A needs only 200 m^3/h. Conventional 1000 m^3/h
- Mobile System for flexible use on a work bench or trolly.
- Large open front working area with no glas screen.
- Low noice level
- Cabinet interior fittings: Tube lighting (2 x 39 W), 230 V. 4 pcs. mains connector 230 V



CBC A 160mm hose connector for central ventilation

CBCA 160 mm hose connector for central ventilation

65 W | LOW SOUND LEVEL < 49 db (A) | ESD

Order No. CBCA 11 2G0 2G65I2N

- 80 % low running cost against conventional extraction cabines. CBC-A needs only 200 m^3/h. Conventional 1000 m^3/h
- Mobile System for flexible use on a work bench or trolly.
- Large open front working area with no glas screen.
- Low noice level
- Cabinet interior fittings: Tube lighting (2 x 39 W), 230 V. 4 pcs. mains connector 230 V



Accessories

Order No.	Description
T005 36 666 99N	Fume extraction Zero Smog 6V
700-3051-ESD	Easy-Click 60 Extraction hose Ø 60 mm, length: 3 meter

WESDA 402 Exhaust cabinet 400 liter

Acryl Extraction Cabinet 400 Ltr.

Order No. FT91 00 002 1

- 4 lower shelf
- The ESD safe WESDA Acryl exhaust cabinets are designed to store components during the drying time after gluing or epoxy resin filling processes. The gas emissions are extracted by an extraction unit connected via an easy click 60 hose adapter at the back of the cabinet.
- The ESD safe WESDA Acryl exhaust cabinets are designed to store components during the drying time after gluing or epoxy resin filling processes. The gas emissions are extracted by an extraction unit connected via an easy click 60 hose adapter at the back of the cabinet.



Accessories	Order No.	Model	Description
	700-3041-ESD	Extraction hose 2 meter	Easy-Click 60 Extraction hose Ø 60 mm, length: 2 meter
	T005 36 616 99N	Zero Smog 4V Adhesive fume filter	Fume extraction unit Zero Smog 4V

WESDA 201 Exhaust cabinet 200 liter

Acryl Extraction Cabinaet 200 Ltr.

Order No. FT91 00 002 0

- 2 lower shelf
- The ESD safe WESDA 201 Acryl exhaust cabinets are designed to store components during the drying time after gluing or epoxy resin filling processes. The gas emissions are extracted by an extraction unit connected via an easy click 60 hose adapter at the back of the cabinet.



Accessories	Order No.	Model	Description
	700-3041-ESD	Extraction hose 2 meter	Easy-Click 60 Extraction hose Ø 60 mm, length: 2 meter
	T005 36 616 99N	Zero Smog 4V Adhesive fume filter	Fume extraction unit Zero Smog 4V

Exhaust hood

WEHT Exhaust hood for rising fumes

Extraction hood WEHT with Easy-Click 60 exhaust top connector

Order No. FT91000022N



- For applications where fumes spread rapidly due to a drafty work environment.
- The hood can enclose the source, enabling fumes to be captured before they contaminate the workplace
- The housing is PET and is NOT ESD safe
- Comes with 700-3051-ESD extraction hose Easy-Click 60 (60 mm diameter), 3 meters long
- Compatible with Weller Zero Smog 4V or Zero Smog 6V systems

Accessories	Order No.	Model	Description
	700-3051-ESD	Extraction hose 3 meter	Easy-Click 60 Extraction hose Ø 60 mm, length: 3 meter
	FT910 04 699	Zero Smog 2	Fume extraction unit Zero Smog 2

WEHB Exhaust hood for glueing / cleaning

WEHB Extraction Hood Bottom for gluing or cleaning applications

Order No. FT91000023N



- Bottom source extraction hood for gluing or cleaning applications where gases from solvents or glue, lighter than air have to be extracted from below
- Mobil use on a bench or trolly
- To guarantee sufficient extraction results an extraction unit with minimum 230 m3/h must be connected to the hood
- The workplace is covered with a punched stainless steel plate
- Comes with the 700-3051-ESD extraction hose Easy-Click 60 (60 mm diameter), 3 meters in length

Accessories	Order No.	Model	Description
	700-3051-ESD	Extraction hose 3 meter	Easy-Click 60 Extraction hose Ø 60 mm, length: 3 meter
	FT910 05 699 N	Zero Smog 2 Fume extraction unit for Adhesive fumes	Fume extraction unit Zero Smog 2

L'IMPULSION | Retrouvez nous sur www.limpulsion.fr

Weller

Zero Smog 4V Kit Extraction Hood

Set: Fume Extraction Zero Smog 4V and Extraction Hood WEHT with top extraction

275 VA | WX compatible | TRACEability qualified | LOW SOUND LEVEL 48 db(A)



Order No. FT91 00 002 4N

- The Zero Smog 4V Kit Extraction Hood Top used for applications where fumes spread rapidly due to a drafty work environment. The hood can enclose the source, enabling fumes to be captured before they contaminate the workplace. To guarantee sufficient extraction results an extraction unit with minimum 230 m^3/h must be connected to the hood.

Scope of supply	Order No.	Model	Description
	700-3051-ESD	Extraction hose 3 meter	Easy-Click 60 Extraction hose Ø 60 mm, length: 3 meter
	FT910 00 022 N	WEHT Exhaust hood for rising fumes	Extraction hood WEHT with Easy-Click 60 exhaust top connector
	T005 36 606 99N	Zero Smog 4V	Fume extraction unit Zero Smog 4V

Accessories	Order No.	Model	Description
	T005 31 191 99	RS 232 Interface cable	Interface cable RS 232, 2 m (78.74 in) for remote control or monitoring by PC (type 1:1) T005 87 359 09

Exhaust hood metal

Exhaust hood, metal



Order No. T005 87 358 45N

- 200 x 100 mm (7,87 x 3,93 Inch)
- Use with hot air soldering operations uses extraction hose 60
- Metal black
- Inclusive adapter T00 587 627 53

Accessories	Order No.	Model	Description
	T005 87 620 36	Extension hose 60	Extension hose, heavy construction, sold by metre (max. length 15 m)

L'IMPULSION | Retrouvez nous sur www.limpulsion.fr

Zero Smog 4V Kit with WEHB extraction hood

Fume extraction Zero Smog 4V with Extraction Hood WEHB, bottom extraction

275 VA | WX compatible | TRACEability qualified | LOW SOUND LEVEL 48 db(A)



Order No. FT91 00 002 5N

- The Zero Smog 4V kit with WEHB Extraction Hood could used for gluing or cleaning applications where gases from solvents or glue, lighter than air have to be extracted from below. The work place is covered with a puncheed steel plate. To guarantee sufficient extraction results an extraction unit with minimum 230 m^3/h must be connected to the hoods.

Scope of supply	Order No.	Model	Description
	700-3051-ESD	Extraction hose 3 meter	Easy-Click 60 Extraction hose Ø 60 mm, length: 3 meter
	FT910 00 023 N	WEHB Exhaust hood for glueing / cleaning	WEHB Extraction Hood Bottom for gluing or cleaning applications
	T005 36 616 99N	Zero Smog 4V Adhesive fume filter	Fume extraction unit Zero Smog 4V

Accessories	Order No.	Model	Description
	T005 31 191 99	RS 232 Interface cable	Interface cable RS 232, 2 m (78.74 in) for remote control or monitoring by PC (type 1:1) T005 87 359 09
	T005 87 359 09N	Remote Control Zero Smog Units	Remote control for fume extraction units ZS 4V, ZS 6V, ZS 20T with filter status display

Easy-Click 60 Extraction Arms

The Weller Easy Click 60 system is a flexible, easy-to-install connector system for quickly and safely putting together surface extraction systems as you want—without any tools*.

The ESD-safe Easy Click 60 modules provide a variety of connection solutions and are suitable for every application at the workstation. The individual elements can be combined with each other or expanded for individual requirements based on the modular principle.

In addition, thanks to the logical design, the elements can be quickly and flexibly adapted to modified production conditions.

*Except in the case of air intake ports



Kit 1 WF 32

Easy-Click 60 extraction arm with sloped nozzle, length 1 m, Ø 32 mm, stop valve.



Order No. T005 87 627 70N

Scope of supply	Order No.	Model	Description
	700-3051-ESD	Extraction hose 3 meter	Easy-Click 60 Extraction hose Ø 60 mm, length: 3 meter
	T005 36 574 99N	Easy-Click 60 Stop valve	Easy-Click 60 Stop valve for table connection of and flex arm and extraction hose including air flow valve and 2 bench mounting brackets.
	T005 36 580 99	WF 32 Extraction Arm 32 mm, with sloped nozzle	WF 32 ESD microscope extraction arm
	T005 87 628 34	Sloped Nozzle 31 mm	Sloped aluminium nozzle for 32 mm flex arms, Ø 31 mm, length 60 mm

L'IMPULSION | Retrouvez nous sur www.limpulsion.fr

Kit 1 WF Funnel Nozzle

Easy-Click 60 extraction arm, flexible with funnel nozzle and stop valve



Order No. T005 36 571 99N

Scope of supply	Order No.	Model	Description
	0F10	0F10 flexible Extraction arm	Easy-Click 60 flexible Extraction arm, Ø 60 mm for sloped and funnel nozzles, length 1 m
	700-3051-ESD	Extraction hose 3 meter	Easy-Click 60 Extraction hose Ø 60 mm, length: 3 meter
	ALFA	ALFA Funnel Nozzle	Easy-Click 60 Funnel nozzle, for flexible and stativ extraction arm, width 230 mm, height 100 mm. To be mounted on an aluminium extraction arm without flexible hose, adapter Z is needed. See extraction arms accessories.
	T005 36 574 99N	Easy-Click 60 Stop valve	Easy-Click 60 Stop valve for table connection of and flex arm and extraction hose including air flow valve and 2 bench mounting brackets.

Kit 1 Sloped Nozzle

Easy-Click 60 extraction arm with sloped nozzle and stop valve



Order No. T005 36 572 99N

Scope of supply	Order No.	Model	Description
	0F10	0F10 flexible Extraction arm	Easy-Click 60 flexible Extraction arm, Ø 60 mm for sloped and funnel nozzles, length 1 m
	700-3051-ESD	Extraction hose 3 meter	Easy-Click 60 Extraction hose Ø 60 mm, length: 3 meter
	FT-NL	FT-NL Sloped nozzle	Easy-Click 60 metal nozzle Ø 60 mm, length 130 mm.
	T005 36 574 99N	Easy-Click 60 Stop valve	Easy-Click 60 Stop valve for table connection of and flex arm and extraction hose including air flow valve and 2 bench mounting brackets.

Kit 1S WF Sloped Nozzle

Easy-Click 60 2 joint aluminium extraction arm with sloped and stop valve

Order No. T005 36 579 99N

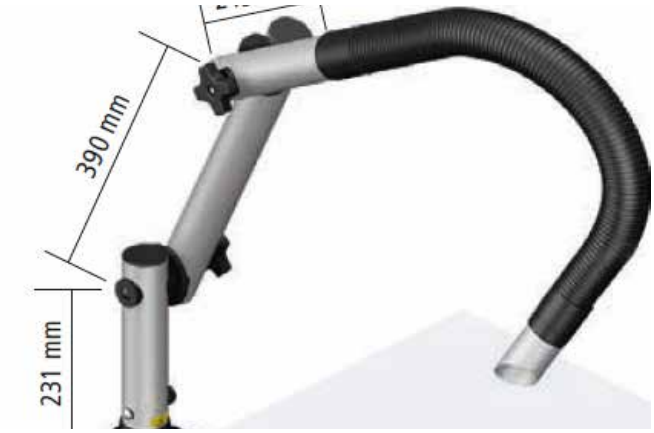

Scope of supply	Order No.	Model	Description
	0F07	Easy-Click 60 Flexible extraction arm Ø 60 mm length 0,7 m	Easy-Click 60 flexible Extraction arm, Ø 60 mm for sloped and funnel nozzles, length 0,7 m, with connectors.
	700-3051-ESD	Extraction hose 3 meter	Easy-Click 60 Extraction hose Ø 60 mm, length: 3 meter
	FT-NL	FT-NL Sloped nozzle	Easy-Click 60 metal nozzle Ø 60 mm, length 130 mm.
	T005 36 598 99N	2 Joint Extraction Arm	Easy-Click 60 2 joint aluminium extraction arm with valve and ball joint bracket

Kit 1S WF Funnel Nozzle

Easy-Click 60 1 joint aluminium extraction arm with funnel nozzle and stop valve

Order No. T005 87 627 63N



Scope of supply	Order No.	Model	Description
	0F07	Easy-Click 60 Flexible extraction arm Ø 60 mm length 0,7 m	Easy-Click 60 flexible Extraction arm, Ø 60 mm for sloped and funnel nozzles, length 0,7 m, with connectors.
	700-3051-ESD	Extraction hose 3 meter	Easy-Click 60 Extraction hose Ø 60 mm, length: 3 meter
	ALFA	ALFA Funnel Nozzle	Easy-Click 60 Funnel nozzle, for flexible and stativ extraction arm, width 230 mm, height 100 mm. To be mounted on an aluminium extraction arm without flexible hose, adapter Z is needed. See extraction arms accessories.
	T005 87 627 47N	1 Joint Extraction Arm	Easy-Click 60 1 joint aluminium extraction arm with valve and bench mounting brackets

KIT 1 Extraction arm with ALFA funnel nozzle

KIT 1 Extraction arm (Ø 60 mm, length 1,5 m) with an ALFA funnel nozzle and a fixing clamp



Order No. FT91 00 003 7N

Scope of supply	Order No.	Model	Description
	0F15	0F15 Flexible extraction arm	Extraction arm, flexible, Ø 60 mm for sloped and funnel nozzles, length 1,5 m
	ALFA	ALFA Funnel Nozzle	Easy-Click 60 Funnel nozzle, for flexible and stativ extraction arm, width 230 mm, height 100 mm. To be mounted on an aluminium extraction arm without flexible hose, adapter Z is needed. See extraction arms accessories.
	T005 87 628 46	Fixing clamp	Fixing clamp Ø 63 mm, 1 piece, for fixing Easy-Click 60, 60 mm extraction arms

Extraction Tripod

Easy-Click 60 1 joint extraction tripod

Order No. FT91 00 002 6N

- For volume extraction in higher work area like soldering in switch cabinets. Ready for mounting on Zero Smog 4 V. Measurements with extraction unit: High 1300 mm, Joint 213 mm



1 Joint Extraction Arm

Easy-Click 60 1 joint aluminium extraction arm with valve and bench mounting brackets

Order No. T005 87 627 47N



2 Joint Extraction Arm

Easy-Click 60 2 joint aluminium extraction arm with valve and ball joint bracket

Order No. T005 36 598 99N



Ball Joint Extraction Arm

Easy-Click 60 ball joint aluminium extraction arm with valve and ball joint bracket

Order No. FT-3 44 6N



1 Joint Double Extraction Arm

Easy-Click 60 1 joint double aluminium extraction arm with valve and bench mounting brackets

Order No. FT-4 40 2N



Extension Rotating Joint

Easy-Click 60 extension joint rotating

Order No. FT-3 41 7N

- 1 Joint Extension
- For all Easy-click aluminium extraction arms



Extension Rotating Joint Sloped Nozzle

Easy-Click 60 extension rotating joint

Order No. FT-3 47 5N

- 1 Joint Extension
- With length adjustable sloped 45° P nozzle for all Easy-click aluminium extraction arms



1 Joint Wall Mounting Arm

Easy-Click 60 1 joint aluminium extraction arm with valve

Order No. FT-3 47 0N



WF 32 Extraction Arm 32 mm, with sloped nozzle

- Flexible 1m long extraction arm, Ø 32 mm, with sloped 45° aluminium nozzle



Order No.	Description
T005 36 580 99	WF 32 ESD microscope extraction arm

Easy-Click Flexible Extraction Arms, Ø 32 mm



Order No.	Description
3-0F05	Easy-Click 60 Flexible Extraction arm, Ø 32 mm, length 0,5 m
3-0F07	Easy-Click 60 Flexible extraction arm, Ø 32 mm, lenght 0,7 Meter
3-0F15	Easy- Click 60 Flexible extraction arm, Ø 32 mm, length 1,5 m

Flexible Extraction Arms Ø 60 mm



Order No.	Description
0F05	Easy-Click 60 flexible Extraction arm, Ø 60 mm for sloped and funnel nozzles, length 0,5 m, with connectors.
0F07	Easy-Click 60 flexible Extraction arm, Ø 60 mm for sloped and funnel nozzles, length 0,7 m, with connectors.
0F10	Easy-Click 60 flexible Extraction arm, Ø 60 mm for sloped and funnel nozzles, length 1 m
0F15	Extraction arm, flexible, Ø 60 mm for sloped and funnel nozzles, length 1,5 m
0F20	Extraction arm, flexible, Ø 60 mm for sloped and funnel nozzles, length 2,0 m

Accessories for extraction arms

Extraction Arm Nozzles

	Order No.	Description
	ALFA	Easy-Click 60 Funnel nozzle, for flexible and stativ extraction arm, width 230 mm, height 100 mm. To be mounted on an aluminium extraction arm without flexible hose, adapter Z is needed. See extraction arms accessories.
	ALFA-T	Easy-Click 60 Funnel nozzle transparent
	FT-N	Easy-Click 60 metal sloped nozzle Ø 50 mm, length 130 mm.
	FT-NL	Easy-Click 60 metal nozzle Ø 60 mm, length 130 mm.
	FT-NS	Easy-Click 60 sloped metal nozzle for with grid Ø 50 mm, length 130 mm.
	FT-PN	Metal tube nozzle sloped for aluminium arms, Ø 50 mm
	T005 87 628 34	Sloped aluminium nozzle for 32 mm flex arms, Ø 31 mm, length 60 mm
	FT-U	Easy-Click 60 Funnel nozzle, for flexible and stativ extraction arms
	T005 87 358 45N	Exhaust hood, metal
	Z	Adapter to mount nozzles on aluminium arm with possibility to turn the nozzle (360°)

Accessories Volume Extraction

	Order No.	Description
	T005 87 628 65	Wire handle/brush extension 1000 mm
	T005 87 627 67N	Easy-Click 60 Hose connector, straight for WFE 2S / WFE 4S, Zero Smog 4V / Zero Smog 6V and pre filter box
	T005 87 627 69	Easy-Click 60 Hose connector, angle 90° for WFE 2S / WFE 4S, Zero Smog 4V / Zero Smog 6V and pre filter box

Extraction Hose



Order No.	Description
700-3040-ESD	Easy-Click 60 Extraction hose Ø 60 mm length: 1 meter
700-3041-ESD	Easy-Click 60 Extraction hose Ø 60 mm, length: 2 meter
700-3051-ESD	Easy-Click 60 Extraction hose Ø 60 mm, length: 3 meter
700-3053-ESD	Easy-Click 60 Extraction hose Ø 60 mm lenght: 5 meter

Easy-Click 60

	Order No.	Description
	T005 87 627 55	Easy-Click 60 Male adapter for hose extension, Ø 60 mm
	T005 87 627 72	Easy-Click 60 Female adapter for installation of e.g. stop valves on fume extraction units
	T005 87 627 73	Easy-Click 60 male adapter 90°
	T005 87 620 36	Extension hose, heavy construction, sold by metre (max. length 15 m)
	T005 87 627 68	Hose connection female 60 mm for flexible hose T005 87 620 36
	300-3011	Easy-Click 60 hose connection female 60 mm

Pipe system 50

	Order No.	Description
	T005 87 358 47	Hose connection 50 for WFE 2S, WFE 4S, ZS 4V and ZS 6V. For connection to Ø 50 mm (1.96 in) pipe or extraction hose
	T005 87 358 48	Hose connection 50, 90° for connection to Ø 50 mm (1.96 in) pipe or extraction hose
	T005 87 353 27	Extraction hose 50, for connection to pie system Ø 50 mm, sold by meter

Pipe system 75

	Order No.	Description
	T005 87 358 32	Hose connection 75 for ZS 4V, ZS 6V, WFE 2S und WFE 4S e.g. for connection to a stand alone system by means Ø 75 mm (2.95 in) pipe or extraction hose. Plastic, black
	T005 87 358 33	Hose connection 75, 90° for connection of Ø 75 mm (2.95 in) pipe or extraction hose, plastic, black
	T005 87 353 13	Extraction hose 75 for connection to pie system 75, flexible, sold by metre
	T005 87 358 31	Hose clamps 70-90 mm (2.75 - 3.54 in), 2 pieces, for securing extraction hose 75
	T005 87 358 56	Adapter PEHD pipe system 75 to pipe system 50, without seals

Accessories Volume Extraction

	Order No.	Description
	800-5002	Reduction 100 / 63 mm, incl. quick connection
	T005 36 574 99N	Easy-Click 60 Stop valve for table connection of and flex arm and extraction hose including air flow valve and 2 bench mounting brackets.
	T005 36 575 99	Bench mounting brackets, 2 pcs., max. width of clamp 100 mm (3.93 in), metal
	T005 87 627 46N	Easy-Click WFV 60 A Automatic valve, including 2 bench mounting brackets, WX soldering station controlled automatic valve, male / male
	T005 87 627 65N	WFV 60 Stop valve for extraction arms without valve
	780-3001-ESDN	Hanging device for table mounting for fume extraction unit WFE 2X, MG 100, MP 140 including 2 brackets
	FT-WN	Replacement butterfly valve plate for stop valve with axis rod and handle
	T005 87 628 08	Butterfly valve for WFV 60 stop valve

Accessories Installation Volume Extraction

	Order No.	Description
	T0058762766	Easy-Click 60 T-piece with 2 male connections and 1 female connection
	T0058762774	Easy Click 60 End Cap, 60 mm connection
	T0058762771	Adapter Ø 75 mm for Easy-Click 60
	T0058762750	40/60 Adapter for Easy-Click 60 Extraction arms on Ø 50 mm WFEMP50 power socket.
	T0058762753	Hose adapter with Silicon Ring Ø 50 mm for Zero Smog 4V, Zero Smog 6V, Zero Smog EL, Zero Smog TL, WFE 2ES, WFE 2CS, WFE 2S, WFE 2S, MG or MP fume extraction units, for connection of Easy-Click 60 mm extraction hose.

Tip extraction

Weller FE (Fume Extraction) soldering irons have a smoke tube adapted to the handle. When soldering the tube is positioned directly above the tip and collects any fumes produced. Fume extration irons can be connected to Weller FE.



WFE Fume extraction unit

WFE fume extraction unit

6 bar | LOW SOUND LEVEL < 39 db (A)

Order No. T005 36 402 99N

- Maintenance free compressed air converter
- For industrial long term use
- Up to 2 FE soldering irons can be connected
- High stability against overturning
- A compressed air cleaning filter removes additional odours caused by the compressed air.



TECHNICAL DATA

Max. capacity	2 workstations
Dimensions L x W x H (Inches)	5,51 x 5,51 x 7,87
Dimensions L x W x H (mm)	140 x 140 x 200
Weight (approx.) in kg	2.7
Noise level (distance 1 m) dB(A)	< 39
Max. blower vacuum (Pa)	20.000
Operating pressure in bar/psi	3,5 - 6,0 / 50 - 90
Air consumption l/min	30
Pre-filter	Pre filter mat class F7
Compact filter	Particle filter H13, Wide band gas filter (50 % Active carbon + 50 % Chemisorb)
ESD-safe	✓

Scope of supply	Order No.	Model	Description
		WFE Unit	WFE Unit
	T005 36 410 99	Compact filter - WFE, WFE P, WFE 2P, FT 12, FT 11, FE 4000	Compact filter - WFE, WFE P, WFE 2P, FT 12, FT11, FE 4000
	T005 36 421 99	Fine dust filter F7 for WFE, WFE P, WFE 2P, FT 11, FT 12, FE 3000/4000	Fine dust filter F7
	T005 87 357 57	Air cleaning filter WFE	Compressed air cleaning filter for WFE

L'IMPULSION | Retrouvez nous sur www.limpulsion.fr

Weller

WFE P Extraction unit

WFE P fume extraction unit 230 V / 50 Hz

70 W | LOW SOUND LEVEL < 45 db(A)

Order No. T005 36 386 99N

- Up to 2 FE soldering irons can be connected
- Electric vacuum pump to produce the required vacuum
- 2 power stages for higher extraction perfomance with 2 FE soldering irons
- Portable unit for stand alone applications (Not useable for 24 hours long term use)
- The motor is maintenance-free and has a thermal over load to protect the unit.



TECHNICAL DATA

Max. capacity	1–2 workstations
Dimensions L x W x H (Inches)	5,51 x 5,51 x 11,61
Dimensions L x W x H (mm)	140 x 140 x 295
Weight (approx.) in kg	4
Noise level (distance 1 m) dB(A)	< 45
Max. blower vacuum (Pa)	30.000
Operating pressure in bar/psi	na
Air consumption l/min	na
Pre-filter	Pre filter mat class F7
Compact filter	Particle filter H13 Wide band gas filter (50 % Active carbon + 50 % Chemisorb)
ESD-safe	✓

Scope of supply	Order No.	Model	Description
		WFE Unit	WFE Unit
	T005 36 410 99	Compact filter - WFE, WFE P, WFE 2P, FT 12, FT 11, FE 4000	Compact filter - WFE, WFE P, WFE 2P, FT 12, FT11, FE 4000
	T005 36 421 99	Fine dust filter F7 for WFE, WFE P, WFE 2P, FT 11, FT 12, FE 3000/4000	Fine dust filter F7

FT 12 Fume extraxtion unit

Fume extraxtion unit

6 bar | LOW SOUND LEVEL < 37 db (A)

Order No. 112- 00 00- ESDN

- Up to 2 FE soldering irons can be connected
- Maintenance-free compressed air converter
- Portable unit for stand alone applications for industrial long terme use
- For industrial long terme use
- A compressed air cleaning filter removes additional odours caused by the compressed air.



TECHNICAL DATA

Max. capacity	1–2 workstations
Dimensions L x W x H (Inches)	4,73 x 4,73 x 7,87
Dimensions L x W x H (mm)	120 x 120 x 200
Weight (approx.) in kg	1.7
Noise level (distance 1 m) dB(A)	< 37
Max. blower vacuum (Pa)	20.000
Operating pressure in bar/psi	3,5 - 7,0 / 50 - 100
Air consumption l/min	27
Pre-filter	Pre filter mat class F7
Compact filter	Particle filter H13, Wide band gas filter (50 % Active carbon + 50 % Chemisorb)
ESD-safe	✓

Scope of supply

Order No.	Model	Description
	FT 12 Unit	FT 12 Unit
T005 36 410 99	Compact filter - WFE, WFE P, WFE 2P, FT 12, FT 11, FE 4000	Compact filter - WFE, WFE P, WFE 2P, FT 12, FT11, FE 4000
T005 36 421 99	Fine dust filter F7 for WFE, WFE P, WFE 2P, FT 11, FT 12, FE 3000/4000	Fine dust filter F7

L'IMPULSION | Retrouvez nous sur www.limpulsion.fr

Weller

Zero Smog 20T

ZS 20T fume extraction unit 230 V / 50 Hz

530 VA | WX compatible | TRACEability qualified | LOW SOUND LEVEL < 51 db (A)

Order No. T005 36 706 99N

- Up to 20 FE soldering irons can be connected
- Electric driven, maintenance free turbine produces the required vacuum
- Mobile unit for central and stand alone applications
- Central installation for 50 mm pipe systems up to 200 m (656 ft.) lenght possible.
- For use with pipe systems up to 200 m (7874 in)



TECHNICAL DATA

Max. capacity	1–20 workstations
Dimensions L x W x H (Inches)	17,7 x 17,7 x 27,3
Dimensions L x W x H (mm)	450 x 450 x 695
Weight (approx.) in kg	45
Voltage	230 V (50/60 Hz)
Power	530 VA
Noise level (distance 1 m) dB(A)	< 51
Max. blower vacuum (Pa)	10.000
Capacity m^3/h	100
Pre-filter	Pre filter mat class F7
Compact filter	Particle filter H13 and wide band gas filter (50 % active carbon / 50 % Chemisorb)
ESD-safe	✓
Traceability (unit data)	✓

Scope of supply

Order No.	Model	Description
T005 87 358 36	Fine dust filter F7	Fine dust filter F7 for Zero Smog 20T, WFE 20D, WFE 4S, Zero Smog 6V, FC 800
T005 87 358 38	Compact filter	Compact filter for WFE 20D, WFE 4S, Zero Smog 6V, Zero Smog 20T, FC 800

L'IMPULSION | Retrouvez nous sur www.limpulsion.fr

Accessories Tip Extraction

FE 75 Set

Soldering iron FE 75 with safety rest

80 W Silver Line

Order No. T005 33 151 99N

- For tip extraction
- For use with LT tips



Scope of supply	Order No.	Model	Description
	T005 15 020 99	KH 20	Safety Rest for FE 75, TCPS, W 101, LR 21
	T005 29 166 99N	FE 75	Soldering iron FE 75
	T005 44 405 99	LT B	Soldering tip, chisel, Ø 2,4 x 0,8 mm

Accessories	Order No.	Model	Description
	T005 87 447 10N	Barrel for WSP 80 spare part	Barrel for WSP 80 spare part

FE 75 Attachment





Order No.	Description
T005 25 125 99N	Fume extraction accessory set for LR 21, LR 82, TCPS, W 61, W 101, WSP 150, WP 200, WXP 200 only with safety rest AK 1
T005 28 126 99N	FE Attachment for WSF 80D5/D8 with AKS safety rest
T005 13 125 99N	FE Attachment for DS 22, DS 80 and DSX 80 desoldering irons

Universal FE Attachments

	Order No.	Description
	T005 29 186 99N	FE Attachment with tube, Ø 6,5 mm for WMP, WSP 80, WP 80, MLR 21, WP 120
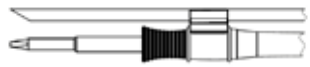	T005 29 214 99N	FE Attachment with tube Ø 6,5 mm for WXP 65/WP 65 and WXP 120/WP 120 soldering irons
	T005 29 185 99N	FE Attachment with tube, Ø 4,5 mm, for WP 80, WSP 80, WMP, WMRP/WXMP, MLR 80
	T005 87 448 75	FE-Clip-Set for FE-attachment Ø 4,5 mm
	T005 87 448 76	FE-Clip-Set for FE attachment Ø 6,0 mm
	T005 87 657 98N	FE-Add-on kit, attachment tube Ø 6,5 mm for WXP 120 soldering iron
	T005 87 657 99N	FE-Add-on kit, attachment tube Ø 6,5 mm for WXP 65 soldering iron

Tip Extraction Accessories

Order No.	Description
001-0044-ESDN	Clip-on kit universal (model 4), für ERSA Micro-Tool
001-0051-ESD	Clip-on kit for ERSA Micro tool
001-0093N	Clip-on kit Weller WSP 80, MRL21, MT1500, Hakko 807/912
010-2825-ESDN	Spot suction nozzle for clip-on kit, Metcal/Universal 1, Length: 200 mm; Ø 5, 0 / 4, 6 mm (Length: 7, 874; Ø 0,197 / 0,181 in)
010-2827-ESDN	Spot suction nozzle for clip-on kit, ERSA Micro tool, Length: 14 0mm; Ø 5,0 / 4, 6 mm (Length: 5, 512; Ø 0,197 / 0,181 in)
010-2828-ESDN	Spot suction nozzle for clip-on kit, Filtronic universal 2 & 3, Length: 220 mm; Ø 5,0 / 4, 6 mm (Length: 8,661; Ø 0,197 / 0,181 in)
010-2833-ESD	Spot suction nozzle for clip-on kit, Pace PS80/SP2A, Length: 220 mm; Ø 4,5 / 3,9 mm (Length: 8,661; Ø 0,177 / 0,154 in)
010-2834-ESD	Spot suction nozzle for clip-on kit, Weller WSP80, MLR21, MT1500, Hakko 907/912, Length: 180 mm; Ø 6, 3 / 5, 4 mm (Length: 7,087; Ø 0,248 / 0,213 in)
001-0014	E-clips 4/6 mm (0,026 in)
010-1041	Conductive silicone hose Ø 7 / 4,5 mm (0,276 / 0,177 in), by meter
010-1042N	Conductive silicone hose Ø 8 / 5 mm (0,315 / 0,197 in), by meter
010-9901-ESD	Cleaning brush, 4 mm (0,157 in)
010-9902-ESD	Cleaning brush, 5 mm (0,197 in)

Locking clip for extraction hose

	Order No.	Description
	T005 36 352 99	Locking clip for extraction hose
	T005 25 410 00	Extraction hose (spare), Ø 5 mm, by meter

Accessories for workbench installations

	Order No.	Description
	T005 36 316 99	Extraction hose complete with 2 connecting elements for direct connection of Zero Smog 20T (WFE 20D) to pipe system 50
	T005 36 414 00	Extraction hose without connecting elements, sold by metre
	T005 36 415 99	Connection Element 40-50 for connecting extraction hose 40 and pipe system 50
	T005 36 326 99	Extension hose DN 17, 5 m
	T005 87 358 65	Connection nipple on extension hose DN 17 / G 3/8" (T0053632699)
	T005 36 338 99	Connection nipple for extraction hose Ø 5 mm / 0.19 in, for connection with FE soldering irons to nossle 50
	T005 87 350 50	End cap for connection nipple Ø 5 mm (T0053633899)
	T055 87 628 10	Connection adapter for Zero Smog 20T

Accessories Tip Extraction

	Order No.	Description
	T005 15 086 99N	Basic Unit pneumatic (for WFE, WFE P) Stop+Go + Safety Rest with Fibre Optic Sensor for FE 75
	T005 15 076 99N	Basic Unit Electric (for WFE, WFE P) Stop+Go + Safety Rest Function with Fibre Optic Sensor for FE 75
	T005 15 080 99N	Second Safety Rest with Fibre Optic Sensor for Extending to 2 Workplaces for FE 75
	T005 15 168 99N	Basic unit electric (for WFE) safety rest with Stop+Go function with fibre optic sensor for WSP 80, WP 80, WP 120
	T005 15 167 99N	Basic unit electric (for WFE P) safety rest with Stop+Go function for soldering irons WSP 80, WP 80, WP 120 with fibre optic sensor.
	T005 15 161 72N	WDH 10T OPTO Second safety rest for KHE / KHP with fibre optic sensor for extending to 2 workplaces
	T005 15 152 99N	Safety rest with dry cleaner

Cord Support

		Order No.	Description
		T005 15 066 99	Cord support for safety rest KH 20/23

Laser extraction

Weller offers with its Laserline series mobile fume extractions for all kinds of laser applications. All systems are retrofitable with special filters for cleanroom or for the use of inkjet printers. Weller Laserline filter systems have one more crucial advantage. they are the quietest in the world.

Laser Line LL 150

Laser extraction unit, 100- 240 V / 60 Hz

175 VA | LOW SOUND LEVEL < 50 db (A)

Order No. FT-L 15 N

- Remote control via RS 232 port
- Efficient laser extraction unit for low dust amount
- Optical and acustic filter full alarm
- Switch power supply 100 - 240 V
- 3 levels of filtering



TECHNICAL DATA

Dimensions L x W x H (Inches)	13,4 x 13,4 x 24,01
Dimensions L x W x H (mm)	340 x 340 x 640
Weight	18 kg
Voltage	100 - 240 V, 60 Hz
Power	175 VA
Noise level (distance 1 m) dB(A)	< 50 dB (A)
Max. vacuum	2300 Pa
Capacity l/min	140 m^3 / h
Maximum extraction power with standard filter, m3/h (CFM)	100 (58,8)
EPA class microfilter, degree of separation, MPPS %	> 99,95
Active carbon gas filter chemisorption, degree of separation, %	> 99,96
Pre-filter (class, size m2)	F8 / 0,24

Scope of supply	Order No.	Model	Description
		Laser Line 150 Unit	Laser Fume Extraction Unit 150
	150-2012-LN	Micro/Gasfilter Laser Line 150	Micro/Gasfilter Laser Line 150. Particle filter H13, Wide band gas filter (50 % active carbon + 50 % Chemisorb)
	150-4000	Pre-filter F7 Laser Line 150	Pre-filter F7 Laser Line 150

L'IMPULSION | Retrouvez nous sur www.limpulsion.fr

Laser Line LL 200V

Laser extraction unit, 230V / 50 Hz

200 VA | LOW SOUND LEVEL < 52 db (A)

Order No. FT91 00 169 9N

- For Laser marking, engraving, and welding applications with low up to mid dust volumes.
- The Constant flow control (CFC) guarantees a automatical air flow regulation independent of the filter polution rate.
- Efficiency test via USB port
- Acoustical and optical filter alarm
- Low noise level



TECHNICAL DATA

Dimensions L x W x H (Inches)	12,59 x 12,59 x 27,55
Dimensions L x W x H (mm)	320 x 320 x 700
Weight	21 kg
Voltage	230 V, 50/60 Hz
Power	200 VA
Noise level (distance 1 m) dB(A)	< 52 dB (A)
Max. vacuum	3800 Pa
Capacity l/min	230 m^3 / h
Maximum extraction power with standard filter, m3/h (CFM)	160 (95)
EPA class microfilter, degree of separation, MPPS %	> 99,95
Active carbon gas filter chemisorption, degree of separation, %	> 99,96
Pre-filter (class, size m2)	F7 / 0,45

Scope of supply

Order No.	Model	Description
	Laser Line 200V Unit	Laser Fume Extraction 200V Unit
FT910 00 007	Pocket filter F7 0,5 m^2 Laser Line 200V	Pocket filter F 7 Filter Surface 0, 5 m^2 for Laser Line 200V
FT910 00 008 N	Compact filter for Laser Line 200 V	Particle filter H13 and Wide band gas filter

Laser Line LL 400V

Laser extraction unit, 230V / 50 Hz

460 VA | LOW SOUND LEVEL < 53 db(A)

Order No. FT91 00 269 9N

- The Constant flow conrol (CFC) guarantees a optimal air flow regulation independent of the filter polution rate.
- Efficiency test via USB port
- Electronic filter control with optical and acoustical filter alarm
- Laser extraction unit for laser marking, grinding, cutting, welding with high dust amount.



TECHNICAL DATA

Dimensions L x W x H (Inches)	17,4 x 17,4 x 40,1
Dimensions L x W x H (mm)	441 x 441 x 1020
Weight	51 kg
Voltage	230 V, 50/60 Hz
Power	460 VA
Noise level (distance 1 m) dB(A)	< 53 dB (A)
Max. vacuum	3000 Pa
Capacity l/min	645 m^3 / h
Maximum extraction power with standard filter, m3/h (CFM)	400 (235)
EPA class microfilter, degree of separation, MPPS %	> 99,95
Active carbon gas filter chemisorption, degree of separation, %	> 99,96
Pre-filter (class, size m2)	F7 / 2,0

Scope of supply

Order No.	Model	Description
	Laser Line 400V Unit	Laser Line 400V Unit
FT910 00 006	Pocket filter F7 2,5 m^2 Laser Line 400V	Pocket filter F 7 Filter Surface 2,5 m^2 for Laser Line 400V
FT910 00 010	Compact Filter Laser Line 400V	Particle filter H13 and Wide band gas filter

L'IMPULSION | Retrouvez nous sur www.limpulsion.fr

Weller

Accessories

Exhaust accessories to blow waste air out of a building



Order No.	Description
T005 87 358 40	Exhaust connector DN 100 for Zero Smog 6V and WFE 4S
T0058735920	Exhaust connector of pipe 100 to fume extraction unit WFE 20D, ZS 20 T
T005 87 359 15	Exhaust connector DN 75 for WFE 2S, Zero Smog 4V, WFE 4S and Zero Smog 6V

Remote control for fume extraction units

	Order No.	Description
	T005 87 359 09N	Remote control for fume extraction units ZS 4V, ZS 6V, ZS 20T with filter status display
	T005 31 191 99	Interface cable RS 232, 2 m (78.74 in) for remote control or monitoring by PC (type 1:1) T005 87 359 09
	700-3057	Remote control for fume extraction unit WFE 2X, MG 100, MG 200, MG 400 with 2 m (78.74 in) cable
	T005 87 627 24	WX Adapter is needed for connection of the remote control (T0058735909) to Zero Smog 4V, 6V, 20T

	Order No.	Description
	T005 87 647 12	WX Adapter for WFE/WHP
	T005 87 647 10	WX Connecting cable, 2 m
	T005 87 647 26N	WX HUB
	T005 87 687 67	WT HUB

Spare Filters

Zero Smog 2, MG 130, MG 140 , Zero Smog 4V, Zero Smog 6V, Zero Smog 20T, Zero Smog TL, Zero Smog EL

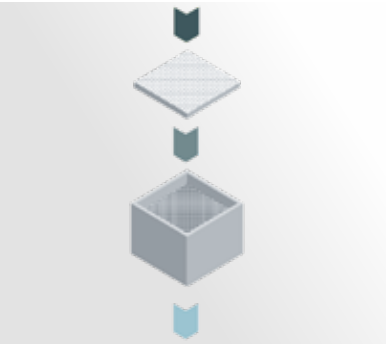

MG 100S

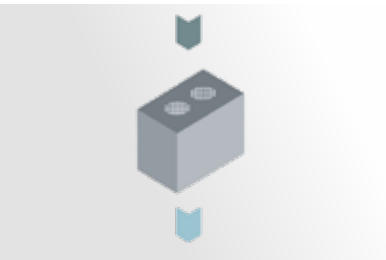

FT 12, WFE P

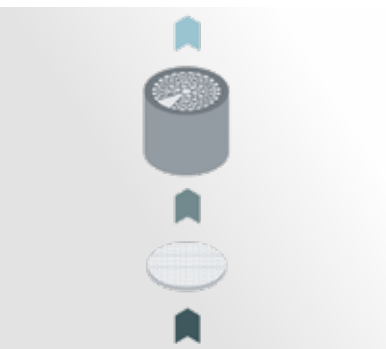

Filter



Zero Smog TL	FT91013699	
Zero Smog EL		
MG 130	100–240 V: 130-1000-ESD	
MG 100S	230 V: 100-1000-ESD	120 V (USA): U-100-1000-ESD
MG 140	230 V: 145-1000-ESD	230 V: mit 145-1002-ESD
Zero Smog 4V	230 V: T005 36 606 99	100–120 V (USA): T005 36 602 99
Zero Smog 4V gas filter	230 V: T005 36 616 99	100–120 V (USA): T005 36 612 99
Zero Smog 6V	230 V: T005 36 666 99	100–120 V (USA): T005 36 662 99
Zero Smog 6V	230 V: T005 36 676 99	100–120 V (USA): T005 36 672 99
WFE		
WFEP	230 V: T005 36 386 99	120 V, WFE2P (USA): T005 36 232 99
FT 12		
Zero Smog 20T	230 V: T005 36 706 99	120 V (USA): T005 36 702 99
Pocket filter ZS6V/4V	T005 87 358 62	

Special filter

MG 100S	230 V: 100-1000-ESD	120 V (USA): U-100-1000-ESD
MG 140	230 V: 145-1000-ESD	230 V: mit 145-1002-ESD
Zero Smog 4V	230 V: T005 36 606 99	100–120 V (USA): T005 36 602 99
Zero Smog 6V	230 V: T005 36 666 99	100–120 V (USA): T005 36 662 99
WFE		
WFEP	230 V: T005 36 386 99	120 V, WFE2P (USA): T005 36 232 99
FT 12		

Filter Matrix

	Medium dust filter M5			Fine dust filter F7							Compact filter H13								Adhesive fumes filter		Pocket filter
	T005 87 358 37 10 pcs.	T005 87 359 37 10 pcs.	T005 87 627 03 10 pcs.	130-2010 5 pcs.	145-4000 2 pcs.	T005 36 421 99 3 pcs.	T005 87 358 36 10 pcs.	T005 87 359 38 10 pcs.	T005 87 358 60 1 pcs.	210-0313 10 pcs.	T005 87 628 57 10 pcs.	T005 87 628 58	T005 87 627 01	130-2000-ESD	100-2000-ESD	T005 36 410 99	T005 87 358 38	T005 87 359 36	145-2000-ESD	T005 87 358 35	T005 87 358 95	T005 87 359 24
											✓	✓											
			✓										✓										
				✓										✓									
					✓										✓								
					✓											✓			✓				
		✓						✓										✓					
		✓						✓														✓	
	✓						✓										✓				✓		
	✓						✓										✓				✓		
						✓				✓						✓							
						✓				✓						✓							
						✓				✓						✓							
	✓						✓										✓				✓		
									✓														✓

	MEK		Solvents		Cleanroom class 5			Adhesive fumes		
	145-2003-ESD	100-2003-ESD	100-2012-ESD	145-2012-ESD	100-2002-ESD	145-2002-ESD	FT91000019	T005 87 358 95	T005 36 407 99	T005 87 358 35
		✓	✓		✓					
	✓			✓		✓				
								✓		
							✓			✓
									✓	
									✓	
									✓	

Before using special filters please check in the MSD data sheet if they are suitable for your application, or simply contact your local Weller representative for further support.

L'IMPULSION Retrouvez nous sur www.limpulsion.fr

Weller Zero-Smog® systems

Specifically designed for continuous operation in industrial environments. Care and attention at the design stage plus careful component choice and a high quality manufacturing process have given Weller extraction systems a world wide reputation for reliability and longevity.

Weller Zero-Smog® fume extraction

Weller Zero-Smog® systems have a three stage filter system (excl. MG 100S) for removing small particles, fumes and gases that are produced in different working processes:
The hazardous substances are efficiently captured by the nozzle and are absorbed into the filter.
Bigger particles get caught in the pre-filter and smaller particles get caught in the HEPA (High Efficiency Particulate Air) filter.
The wide band gas filter removes fumes and adhesives.
End product – clean air – is re-circulated into the workplace.

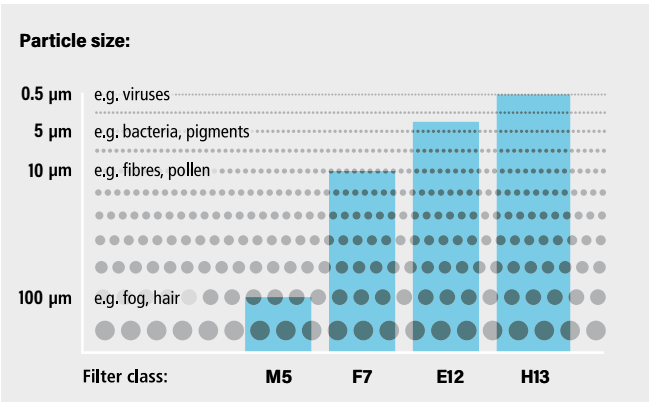

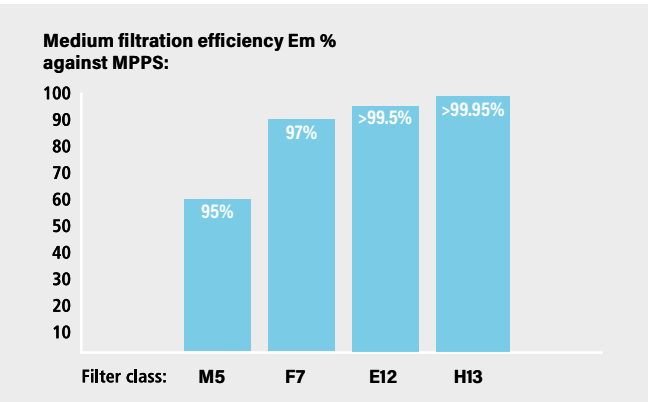

Filter Class M5, F7: Fine dust filter as per EN 779:2012
Filter Class E12/H13: According EN 1822:2009 HEPA (**H**igh **E**fficiency **P**articulate **A**ir) Filter

Filter classification according EN norm EN 1822:2009

Filter Class	Recommended Application
M5	For standard applications
F7	For applications with high flux or dust content
E12 / H13	For applications with high flux or dust content
Gas	For applications with fumes from adhesives and solvents

Group	Filter class	Integral value	
		Degree of separation	Transmittance degree
EPA	E10	85 %	15 %
	E11	95 %	5 %
	E12	99,5 %	0,5 %
HEPA	H13	99,95 %	0,05 %
	H14	99,995 %	0,005 %

1. Medium / fine dust filter

For standard applications with a small amount of flux and pollution gases with high solid content, Weller offers filter classes M5 or F7

2. Compact filter consisting of:

Particle filter H13 with deposition performance according EN 1822:2009
> 99.955% in MPPS (particles 0.16 µm)
> 99.994% particles 0.3 µm
Wide band gas filter. For cleaning harmful fumes and vapours. The Weller wide band gas filter consists of 50% active carbon and 50% Chemisorb (potassium permanganate).
Harmful gases with a high molecular weight are cleaned by the active carbon. Chemisorb is suitable for absorbing gases of lower molecular weight. Because of its composition, Chemisorb is able to convert a large number of chemical
pollutants (e.g. formaldehyde) into non-polluting gases by means of molecular modification.

3. Gas filter (optional)

The gas filter is used for extracting adhesive fumes and solvents. Experience has shown that filtering suspended particles is not so vital in this respect. The gas filter is filled with 50% active carbon and 50% Chemisorb. The particle filter is omitted.

L'IMPULSION | Retrouvez nous sur www.limpulsion.fr
Weller®

Spare Filters

Compressed air cleaning filter for WFE, FT 12, FT 12-PF



Order No.	Description	Filter type	PU
T005 87 357 57	Compressed air cleaning filter for WFE	Active carbon 100%	1
210-0323-ESD	Compressed air cleaning filters for FT 1 / FT 12 / FT 13	Active carbon 100%	1

Compact filter - WFE, WFE P, WFE 2P, FT 12, FT11, FE 4000



Order No.	Description	Filter type	PU
T005 36 410 99	Compact filter - WFE, WFE P, WFE 2P, FT 12, FT11, FE 4000	Compact filter: Particle filter H13 and Wide band gas filter (50 % active carbon + 50 % Chemisorb)	1

Compact filters for glueing applications WFE, WFE P, WFE 2P, FT 12, FT 11, FE 4000



Order No.	Description	Filter type	PU
T005 36 407 99	Compact filters for glueing applications WFE, WFE P, WFE 2P, FT 12, FT 11, FE 4000	Compact filter H13, wide band gas filter 100 % active carbon	1

Compressed air cleaning filter for WFE, WFE P, WFE2P, FT 11, FT 12, FT 12-PF, FE 3000/4000



Order No.	Description	Filter type	PU
T005 36 421 99	Fine dust filter F7	Fine dust filter F7	3

Compressed air cleaning filters for WFE, WFE P, WFE2P, FT 12, FT 12-PF



Order No.	Description	Filter type	PU
210-0323-ESD	Compressed air cleaning filters for FT 1 / FT 12 / FT 13	Active carbon 100%	1
210-0315	Filter discs FT 1 (pink)		10

Medium dust filters M5



Order No.	Description	Filter type	PU
T005 87 358 37	Fine dust filters M5 for Zero Smog 20T, WFE 20D, WFE 4S, Zero Smog 6V, FC 800	Fine dust filter M5	10
T005 87 359 37	Fine dust filter for WFE 2S, Zero Smog 4V	Fine dust filter M5	10

Fine dust filters F7



Order No.	Description	Filter type	PU
T005 87 358 36	Fine dust filter F7 for Zero Smog 20T, WFE 20D, WFE 4S, Zero Smog 6V, FC 800	Fine dust filter F7	10
T005 87 359 38	Fine dust filter F7 for WFE 2S, Zero Smog 4V	Fine dust filter F7	10
T005 87 628 57	Fine dust filter F7 for Zero Smog TL	Fine dust filter F7	10

L'IMPULSION | Retrouvez nous sur www.limpulsion.fr

Weller

Compact filters



Order No.	Description	Filter type	PU
T005 87 358 38	Compact filter for WFE 20D, WFE 4S, Zero Smog 6V, Zero Smog 20T, FC 800	Compact filter: Particle filter H13 and wide band gas filter (50% active carbon, 50% Chemisorb)	1
T005 87 359 36N	Compact filter: Particle filter H13 and wide band gas filter (50% active carbon, 50% Chemisorb) for Zero Smog 4V, WFE 2S	Particle filter H13 and wide band gas filter (50% active carbon, 50% Chemisorb)	1
T005 87 627 01	Compact filter: particle filter H13 and granular activated carbon filter with 10 pre-filters M5 for Zero Smog 2, Zero Smog EL, WFE 2ES / CS	Aktivkohlegranulat	1
T005 87 628 58	Filter Set: Compact filter particle filter H13 and granular activated carbon filter with 10 F7 pre-filters for the Zero Smog TL	Particle filter H13 and wide band gas filter	1

Adhesive fume filters



Order No.	Description	Filter type	PU
T005 87 358 35	Wide band gas filter for Zero Smog 6V, WFE 4S	Wide band gas filter (50 % active carbon + 50 % Chemisorb)	1
T005 87 358 95N	Wide band gas filter for adhesive fumes for Zero Smog 4V, WFE 2ES, WFE 2S	Wide band gas filter (50 % active carbon + 50 % Chemisorb)	1

Pocket filter



Order No.	Description	Filter type	PU
T005 87 358 60	Pocket filter F7 for Zero Smog 4S, Zero Smog 6V, WFE 2S / WFE 4S	Pocket filter F7	1

Pocket filter



Order No.	Description	Filter type	PU
T005 87 359 24	Fleece filter for Zero Smorg 4V, Zero Smog 6V, WFE 2S / WFE 4S		1

Compact filters MG 140

Compact filters for MG 140

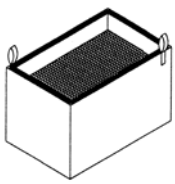

Order No.	Description	Filter type	PU
145-2000-ESDN	Particle filter H13 and wide band gas filter, Standard	Particle filter H13 , Wide band gas filter (50 % active carbon + 50 % Chemisorb)	1
145-2002-ESDN	Particle filter H13 and wide band gas filter, Cleanroom	Particle filter H13, Wide band gas filter (50 % Active carbon + 50 % Chemisorb)	1
145-2012-ESDN	Compact filter: Particle filter H13 and wide band gas filter, Solvents / VOC	Particle filter H13, wide band gas filter (100 % active carbon)	1
145-2003-ESDN	Compact filter: Particle filter H13 and wide band gas filter, MEK	Particle filter H13, wide band gas filter (100 % Chemisorb)	1

Compact filter for MG 100, MG 100S, MG 80S, WFE 2X

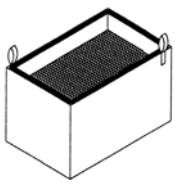

Order No.	Description	Filter type	PU
100-2000-ESDN	Particle filter H13 and wide band gas filter, Standard	Particle filter H13 , Wide band gas filter (50 % active carbon + 50 % Chemisorb)	1
100-2012-ESDN	Compact filter: Particle filter H13 and wide band gas filter, Solvent / VOC, for MG 100, MG 100S, WFE 2X	Particle filter H13, wide band gas filter (100 % active carbon)	1
100-2003-ESDN	Compact filter for MG 100 / MG 100S / MG 80S / WFE 2X: Particle filter H13 and wide band gas filter, MEK	Particle filter H13, wide band gas filter (100 % Chemisorb)	1

Compact filter for MG130



Order No.	Description	Filter type	PU
130-2000-ESDN	Particle filter H13 and wide band gas filter, Standard	Particle filter H13, Wide band gas filter (50 % active carbon + 50 % Chemisorb)	1

Compact filters for MG 200, MG 400

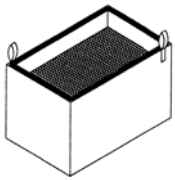

Order No.	Description	Filter type	PU
200-2000-ESDN	Compact filter MG 200 Standard	Particle filter H13, Wide band gas filter (50 % active carbon + 50 % Chemisorb)	2
200-2002-ESDN	Particle filter H13 and wide band gas filter, cleanroom	Particle filter H13, Wide band gas filter (50 % Active carbon + 50 % Chemisorb)	2
200-2003-ESDN	Compact filter for MG 200, MEK	Particle filter H13, wide band gas filter (100 % Chemiesorb)	2

Prefilter for MG 140

Order No.	Description	Filter type	PU
140-2000-ESDN	Particle filter E 12	Particle filter	1
145-4000	Pre-filter for MG 140 / F8 (2 pieces)	Fine dust filter	2

Prefilter for MG 140, MG100



Order No.	Description	Filter type	PU
PF-100 0	Pre filter box, incl. brackets and 2 m connection hose		1
500-4000	Pre-filter for PF-1000, BT 75	Fine dust filter	5

Compressed air cleaning filters for WFE, WFE P, WFE2P, FT 12, FT 12-PF



Order No.	Description	Filter type	PU
210-0323-ESD	Compressed air cleaning filters for FT 1 / FT 12 / FT 13	Active carbon 100%	1
T005 36 421 99	Fine dust filter F7	Fine dust filter F7	3

Replacement filters for discontinued MG filter systems

Compact filter for MG 75



Order No.	Description	Filter type	PU
750-2002-ESDN	Particle filter H13 and gas filter, Cleanroom	Particle filter H13 , Wide band gas filter (50 % active carbon + 50 % Chemisorb)	1
750-2003-ESDN	Particle filter H13 and gas filter, MEK	Particle filter H13, wide band gas filter (100 % Chemisorb)	1

Compact filter for MG 95



Order No.	Description	Filter type	PU
950-2000-ESDN	Particle filter H13 and gas filter, Standard	Particle filter H13 , Wide band gas filter (50 % active carbon + 50 % Chemisorb)	1
950-2002-ESDN	Particle filter H13 and gas filter, Cleanroom	Particle filter H13 , Wide band gas filter (50 % active carbon + 50 % Chemisorb)	1
950-2003-ESDN	Particle filter H13 and gas filter, MEK	Particle filter H13, wide band gas filter (100 % Chemisorb)	1

Pre-filter for PF-1000, BT 75

Order No.	Description	Filter type	PU
500-4000	Pre-filter for PF-1000, BT 75	Fine dust filter	5

L'IMPULSION | Retrouvez nous sur www.limpulsion.fr

Weller



EASY HAND-LING

Dispensing

Professional

287 - 294

Dispensing

Less is more ...



For every dispensing application

The right dispenser for every application. 2 versions of dispenser, 1 or 2 channel.



Reduce rework and waste

Reduced sources of errors due to manual control. Dispensing time via potentiometer.



Efficient and cost orienated

Savings thanks to precise meter.



Precise and clean results.

Protection against contamination. Vacuum technology prevents dripping.

L'IMPULSION | Retrouvez nous sur www.limpulsion.fr

KDS824A

Deluxe Shot Meter 230 V / 120 V

Order No. T005 31 636 99

- Shot time duration adjustable from 0,01 to 99,99 seconds
- Vacuum feature prevents dripping
- Electrically actuated foot pedal
- One channel without time controlled air



Accessories	Order No.	Model	Description
	KDS816	KDS816	Syringe Holder Stand
	KDS830S6N	KDS830S6	- Metal syringe adapter with 6" (2 m) air line and fitting - Plugs directly into any shot meters - Fittes all syringes usual in trade

KDS834A

Economy Shot Meter 230 V / 120 V

Order No. T005 31 656 99

- Hot time duration adjustable from 0,01 to 99,99 seconds
- Vacuum feature prevent dripping
- Electrically actuated foot pedal



Accessories	Order No.	Model	Description
	KDS816	KDS816	Syringe Holder Stand

KDS806V

Foot valve with vacuum



Order No. KDS806V

- Basic ON-OFF function
- Foot actuated for excellent ergonomics
- Work on compressed air input only, no electricity required
- 0-100 PSI regulator and gauge
- Vacuum feature prevents dripping

L'IMPULSION
Retrouvez nous sur
www.limpulsion.fr

Vacuum Pick-up

KDS301

Vacuum Pick-up Wand



Order No. KDS301

- Attaches to the air accessory port of the KDS824A
- Can be connected on a compressed air hose via a 4 mm outer diameter on the pressure reducer
- A finger control on the wand allows an easily pick up of small components
- Comes with three sizes of conductive suction cups KDS260S (3,2 mm), KDS260M (6,3 mm), KDS260L (9,5 mm)

Accessories for Vacuum Pick-up

Order No.	Description
KDS260S	Suction Cup Small Ø 3,2 mm for KDS301
KDS260M	Suction Cup Medium Ø 6,3 mm for KDS301
KDS260L	Suction Cup Large Ø 9,5 mm for KDS301

Syringe Adapter

Metal Adapters Assemblies (universal)

- Metal syringe adapter with 6" (2m) air line and fitting.
- Plus directly into any short meters.
- Fitters all syringes usual in trade.



Order No.	Size	Airline Diameter		Pkt. Qty.
		Inch	mm	
KDS805S6N	5CC	3/32	2.4	1
KDS810S6N	10CC	3/32	2.4	1

Accessory



Order No.	Description
KDS816	Syringe Holder Stand

Needles

Stainless Steel Plastic Hub Dispensing Needles



Order No.	Description	Gauge	Inside Ø		Outside Ø		Length		Colour	Pkt. Qty.
			Inch	mm	Inch	mm	Inch	mm		
KDS1412P	Tapered Tip Needles	14	0.067	1.70	0.083	2.11	0.5	12.70	Dark green	50
KDS141P	Tapered Tip Needles	14	0.067	1.70	0.083	2.11	1	25.40	Dark green	50
KDS1512P	Tapered Tip Needles	15	0.060	1.52	0.072	1.83	0.5	12.70	Orange	50
KDS1612P	Tapered Tip Needles	16	0.053	1.35	0.064	1.63	0.5	12.70	Purple	50
KDS161P	Tapered Tip Needles	16	0.053	1.35	0.064	1.63	1	25.40	Purple	50
KDS16112P	Tapered Tip Needles	16	0.053	1.35	0.064	1.63	1.5	38.10	Purple	50
KDS1712P	Tapered Tip Needles	17	0.045	1.14	0.060	1.52	0.5	12.70	White	50
KDS1812P	Tapered Tip Needles	18	0.038	0.97	0.050	1.27	0.5	12.70	Pink	50
KDS181P	Tapered Tip Needles	18	0.038	0.97	0.050	1.27	1	25.40	Pink	50
KDS1912P	Tapered Tip Needles	19	0.032	0.81	0.042	1.07	0.5	12.70	Brown	50
KDS191P	Tapered Tip Needles	19	0.032	0.81	0.042	1.07	1	25.40	Brown	50
KDS2012P	Tapered Tip Needles	20	0.026	0.66	0.035	0.89	0.5	12.70	Yellow	50
KDS201P	Tapered Tip Needles	20	0.026	0.66	0.035	0.89	1	25.40	Yellow	50
KDS2112P	Tapered Tip Needles	21	0.023	0.58	0.032	0.89	0.5	12.70	Green	50
KDS2212P	Tapered Tip Needles	22	0.019	0.48	0.028	0.71	0.5	12.70	Black	50
KDS221P	Tapered Tip Needles	22	0.019	0.48	0.028	0.71	1	25.40	Black	50
KDS2312P	Tapered Tip Needles	23	0.017	0.43	0.025	0.64	0.5	12.70	Light blue	50
KDS2512P	Tapered Tip Needles	25	0.012	0.30	0.020	0.51	0.5	12.70	Blue	50
KDS3012P	Tapered Tip Needles	30	0.006	0.15	0.012	0.30	0.5	12.70	Lavender	50
KDS660	Pieces Needle Kit									500
KDSSAMPLEPACK	Needle Sample Pack									5

Tapers Tip Needles



Order No.	Description	Gauge	Inside Ø		Colour	Pkt. Qty.
			Inch	mm		
KDS14TNP	Tapered Tip Needles	14	0.063	1.60	Salmon	50
KDS16TNP	Tapered Tip Needles	16	0.048	1.22	Grey	50
KDS18TNP	Tapered Tip Needles	18	0.034	0.86	Green	50
KDS20TNP	Tapered Tip Needles	20	0.024	0.61	Pink	50
KDS22TNP	Tapered Tip Needles	22	0.017	0.43	Blue	50

Miscellaneous Accessories

Order No.	Description	Pkt. Qty.
KDS825	Panel Mount Coupler	1
KDS900	Male Connector Large Barb	5
KDS901	Female Connector for KDS301	1

Weller®

Electronic screwdriver

POWER IS NOTHING WITHOUT CONTROL



Low noise level operations

Below emission level in hospitals during day duty, brushless motor, noise level < 55dBA



Compatible units

Analog and digital power units, clutch systems or electronic screwdrivers - all tools are compatible and for a variety of applications



No emissions

Perfect for industrial serial assembly with assembly tasks at low torque



ESD-safe

No electrostatic discharge

Electronic screwdriver
Professional
295 - 306



LOW RUNNING COSTS

L'IMPULSION | Retrouvez nous sur www.limpulsion.fr

Technical Data





	WTS A	WTS D
Mains supply voltage	100 - 240 VAC	
Speed control	from 60 % to 100% of nominal speed	
Display	no	LED
Operation panel	Simply rotary dial adjustment	Text display
Torque range display	no	yes
Order no.	T005 39 016 99	T005 39 006 99
WBTS12L Lever start	✓	✓
WBTS35L Lever start	✓	✓
WBTS35ECL Lever start	✓	✓✓
WBTS12P Push to start	✓	✓
WBTS35P Push to start	✓	✓

Connecting Overview

Screwdriver



WTS A

Analog Power Unit

Order No. T005 39 016 99

- Simply rotary dial adjustment
- Soft start capability, ramp from 0 to 2 sec.
- ESD compliant housing



WTS D

Digital Power Unit

Order No. T005 39 006 99

- Easy operation with text display and simple programming, multiple languages
- Soft start capability, ramp from 0 to 2 sec.
- Suitable for complex tightening applications
- ESD compliant housing
- Recommended ECL Electric Screwdriver



Technical Data

	WBTS12L	WBTS35L	WBTS35ECL	WBTS12P	WBTS35P
Rotation speed	650 UpM	800 UpM	800 UpM	650 UpM	800 UpM
Start	Lever start	Lever start	Lever start	Push to start	Push to start
Torque range	0,05 - 1,2Nm	0,5 - 3,5Nm	0,5 - 3,5Nm	0,05 - 1,2Nm	0,5 - 3,5Nm
For use with 1/4" bits	1/4"	1/4"	1/4"	1/4"	1/4"
Brushless, maintenance free motor	yes	yes	yes	yes	yes
Right and left rotation	yes	yes	yes	yes	yes
Low noise	<55dBA	<55dBA	<55dBA	<55dBA	<55dBA

WBTS12L

Electric screwdriver with lever start

0,05 -1,2 Nm | 650 UpM | manual

Order No. T005 39 091 99



Similar to figure

- Lever start
- Torque setting via clutch spring compression
- 8-pin interface cable
- Connecting cable 2,5 m

WBTS35L

Electric screwdriver with lever start

0,5 - 3,5 Nm | 800 UpM | manual

Order No. T005 39 093 99



Similar to figure

- Lever start
- Torque setting via clutch spring compression
- 8-pin interface cable
- Connecting cable 2,5 m

L'IMPULSION | Retrouvez nous sur www.limpulsion.fr

WBTS35ECL

Electric screwdriver with lever start

0,5 - 3,5 Nm | 800 UpM | automatic

Order No. T005 39 095 99



- Lever start
- Torque setting via digital controller
- 8-pin interface cable
- Connecting cable 2,5 m

WBTS12P

Electric screwdriver push to start

0,05 -1,2 Nm | 650 UpM | manual

Order No. T005 39 092 99



- Push to start
- Torgue setting via clutch spring compression
- 8-pin interface cable
- Connecting cable 2,5 m

WBTS35P

Electric screwdriver push to start and 8-pin interface cable

0,5 - 3,5 Nm | 800 UpM

Order No. T005 39 094 99



Similar to figure

- Push to start
- Torgue setting via clutch spring compression
- Connecting cable 2,5 m

Accessories

WAH12

90° Angle head for WBTS12L



Order No. T005 87 677 01

- Especially for tight work spaces

WAH35

90° Angle head for WBTS35L



Order No. T005 87 677 02

- Especially for tight work spaces

WBAL

Balancer



Order No. T005 87 677 03

- Working load limit from 0,4 to 1 kg

L'IMPULSION | Retrouvez nous sur www.limpulsion.fr

WCAB5M

Connecting cable 5 m, 8-pin



Order No. T005 87 677 04

- Flexible connecting cable

WCAB5MS

Connecting cable with twist 5 m, 8-pin



Order No. T005 87 677 05

- Flexible connecting cable with twist

WTT5

Torque tester from 0,2 to 5 Nm



Order No. T005 87 677 06

- Tester for screwdriver calibration
- 3 units of torque measurements
- Automatic shut down
- 2 Display mode selectable
- Battery powered or power supply

Screwdriver Inserts

Phillips®-Bits

1/4" Hex Insert Bits- Limited Clearance





Order no.	Size	Overall length		Turned length (A)		Turned OD (B)	
		Inch	mm	Inch	mm	Inch	mm
446-0X	0	1	25	7/16	11	0.108	4.06
446-1X	1	1	25	7/16	11	0.108	4.06
446-2X	2	1	25	7/16	11	0.108	4.06

Pozidriv® Bits

1/4" Hex Insert Bits





Order no.	Size	Overall length		Turned length (A)		Turned OD (B)	
		Inch	mm	Inch	mm	Inch	mm
440-1-PZDX	1	1	25				
440-2-PZDX	2	1	25				
440-215-PZDX	2	1 1/2	38				
440-22-PZDX	2	2	51				
440-3-PZDX	3	1	25				
440-4-PZDX	4	1 1/4	32				
446-1-PZDX	1	1	25	7/16	11	0.18	4.6
446-2-PZDX	2	1	25	7/16	11	0.18	4.6

Slotted Bits

1/4" Hex Insert Bits - Limited Clearance





Order no.	Screw size	Lenght		Blade Thickness (A)		Blade Width / Body	
		Inch	mm	Inch	mm	Inch	mm
445-000X	1F-2R	0.984	25	0.021	0.53	0.125	3.2
445-00X	2F-3R	0.984	25	0.025	0.64	0.140	3.6
445-0X	3F-4R	0.984	25	0.030	0.76	0.154	3.9
445-10X	4F-5R	0.984	25	0.034	0.86	0.185	4.7
445-20X	5F-6R	0.984	25	0.036	0.91	0.216	5.5
445-30X	6F-7R	0.984	25	0.038	0.97	0.248	6.3

Torx® Bits

1/4" Hex Insert Bits



Order no.	Size	Overall length		Order no.	Size	Overall length	
		Inch	mm			Inch	mm
440-TX-05X	T-5	1	25	**440-TX-15X**	T-15	1	25
440-TX-06X	T-6	1	25	**440-TX-20X**	T-20	1	25
440-TX-07X	T-7	1	25	**440-TX-25X**	T-25	1	25
440-TX-08X	T-8	1	25	**440-TX-27X**	T-27	1	25
440-TX-09X	T-9	1	25	**440-TX-30X**	T-30	1	25
440-TX-10X	T-10	1	25	**440-TX-40X**	T-40	1	25

Socket Head Bits

1/4" Hex Insert Bits - Metric



Order no.	Size	Overall length		Order no.	Size	Overall length	
		Inch	mm			Inch	mm
185-1.5MM	1.5 mm	1	25	**185-6MM**	6.0 mm	1 5/16	33
185-2MM	2 mm	1	25	**185-7MM**	7.0 mm	1 1/4	32
185-2.5MM	2.5 mm	1	25	**185-8MM**	8.0 mm	1 1/4	32
185-3MM	3.0 mm	1	25	**185-9MM**	9.0 mm	1 1/4	32
185-4MM	4.0 mm	1 5/16	33	**185-10MM**	10.0 mm	1 1/4	32
185-5MM	5.0 mm	1 5/16	33				

Bit Holder

Hex Drive for 1/4" Hex Inserts



Order no.	Size	Overall length		
		Inch	mm	
M-490-NR	2 31/32	2.95	75	Magnetic; no lock ring

Slotted Drive

1/4" Hex Power Drive





Order no.	Screw size	Lenght		Blade Thickness (A)		Blade Width / Body	
		Inch	mm	Inch	mm	Inch	mm
320-000X	1F-2R	1.929	49	0.022	0.56	0.122	3.10
326-000X	1F-2R	2.756	70	0.022	0.56	0.122	3.10
320-00X	2F-3R	1.929	49	0.26	0.66	0.134	3.40
326-00X	2F-3R	2.756	70	0.026	0.66	0.134	3.40
320-0X	3F-4R	1.929	49	0.030	0.76	0.151	3.84
326-0X	3F-4R	2.756	70	0.030	0.76	0.151	3.84
320-1X	4F-6R	1.929	49	0.034	0.86	0.187	4.75
326-1X	4F-5R	2.756	70	0.034	0.86	0.187	4.75
320-20X	5F-6R	1.929	49	0.036	0.91	0.215	5.46
326-20X	5F-6R	1.929	49	0.91	0.91	0.215	5.46
320-2X	5F-6R	1.929	49	0.036	0.91	0.250	6.35
326-2X	5F-6R	2.756	70	0.036	0.91	0.250	6.35

Socket Head Drive

1/4" Hex Power Drive - Metric





Order no.	Size	Overall length		Order no.	Size	Overall length	
		Inch	mm			Inch	mm
AM-1.5mm	1,5 mm	1 15/16	49	**AM-5mm**	5,0 mm	1 15/16	49
AM-2mm	2,0 mm	1 15/16	49	**AM-5mm-4**	5,0 mm	4	102
AM-2.5mm	2,5 mm	1 15/16	49	**AM-6mm**	6,0 mm	1 15/16	49
AM-3mm	3,0 mm	1 15/16	49	**AM-6mm-4**	6,0 mm	4	102
AM-3mm-3	3,0 mm	3	76	**AM-7mm**	7,0 mm	1 15/16	49
AM-3mm-4	3,0 mm	4	102	**AM-8mm**	8,0 mm	1 15/16	49
AM-4mm	4,0 mm	1 15/16	49	**AM-10mm**	10,0 mm	1 15/16	49

Pozidriv®-Drive

1/4" Hex Power Drive



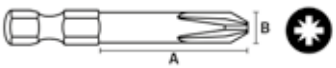

Order no.	Size	Overall length		Body-Ø (B)		Turned length (A)	
		Inch	mm	Inch	mm	Inch	mm
491-PZDX	1	1 15/10	49	3/10	4.6	1 1/4	32
491-A-PZDX	1	2 3/4	70	3/16	4.8	2	51
492-PZDX	2	1 15/16	49	1/4	6.4	1 1/4	32
492-A-PZDX	2	2 3/4	70	1/4	6.4	2	51
493-PZDX	3	1 15/16	49	5/16	7.9	1	25
493-A-PZDX	3	2 3/4	70	5/16	7.9	1 3/4	44

Torx® Drive

1/4" Hex Power Drive



Order no.	Size	Overall length		Body-Ø
		Inch	mm	mm
49-TX-05	T-5	1 15/16	49	3.0
49-A-TX-05	T-5	2 3/4	70	3.0
49-TX-06	T-6	1 15/16	49	3.0
49-A-TX-06	T-6	2 3/4	70	3.0
49-TX-07	T-7	1 15/16	49	3.0
49-A-TX-07	T-7	2 3/4	70	3.0
49-A-TX-08	T-8	2 3/4	70	3.0
49-TX-09	T-9	1 15/16	49	3.0
49-A-TX-09	T-9	2 3/4	70	3.0
49-TX-10	T-10	1 15/16	49	3.8
49-A-TX-10	T-10	2 3/4	70	3.8
49-TX-15	T-15	1 15/16	49	3.8
49-A-TX-15	T-15	2 3/4	70	3.8
49-TX-20	T-20	1 15/16	49	4.3
49-A-TX-20	T-20	2 3/4	70	4.3
49-TX-25	T-25	1 15/16	49	4.0
49-B-TX-25	T-25	3 1/2	89	4.9
49-TX-27	T-27	1 15/16	49	5.5
49-B-TX-27	T-27	3 1/2	89	5.5
49-TX-30	T-30	1 15/16	49	6.0
49-B-TX-30	T-30	3 1/2	89	6.0
49-TX-40	T-40	1 15/16	49	7.8
49-B-TX-40	T-40	3 1/2	89	7.8

L'IMPULSION | Retrouvez nous sur www.limpulsion.fr

Weller

Phillips® Drive

1/4" Hex Power Drive





Order no.	Size	Overall length		Body-Ø (B)		Turned length (A)	
		Inch	mm	Inch	mm	Inch	mm
4910X	0	1 15/16	49	1/8	3.2	1 1/4	32
4910-AX	0	2 3/4	70	1/8	3.2	2	51
491X	1	1 15/16	49	3/16	4.8	1 1/4	32
491-AX	1	2 3/4	70	3/16	4.8	2	51
492X	2	1 15/16	49	1/4	6.4	1 1/4	32
492-AX	2	2 3/4	70	1/4	6.4	2	51
493X	3	1 15/16	49	5/16	7.9	1	25
493-AX	3	2 3/4	70	5/16	7.9	1 1/4	44

L'IMPULSION
Retrouvez nous sur
www.limpulsion.fr

Weller
Erem

Precision tools

Side cutters and tip cutters	**310**
Series 600 Micro	316
Series 2400 MagicSense	318
Series 500 Medium	321
Series 800 Maxi	326
Tungsten-carbide cutters	328
Special applications	331
Pneumatic side cutter and tip cutter	333
Distance cutter	335
Pliers	**338**
Series 500 Medium	340
Series 2400 MagicSense	343
Stripping pliers	345
Forming pliers	347
Tweezers	**352**
Precision tweezers	354
SMD tweezers	362
Locking gripping tweezers	364
Wafer tweezers	365
Cutting tweezers	366
Stripping tweezers	367
Extraction tweezers	368
Special tools	**369**
IC and SMD tools	370
High precision stripping pliers	373
Kits	**375**







Precision Tools Erem®

Side cutters and tip cutters, pliers, tweezers, special Erem tools, toolkits

307 - 378

L'IMPULSION | Retrouvez nous sur www.limpulsion.fr

Special applications

Side cutters for use in medical device manufacturing

The 632NCF miniature side cutter is ideally suited for soft material such as silicone tubes in medical device applications, precision connector seals or miniature rubber seals.

The miniature cutter is also the ideal tool for cutting soft synthetic parts, e.g. in the manufacture of hearing aids.

The cutting edges of the 632NCF side cutter are precision-ground to an extremely high level. This enables the cutter to deliver a razor-like full-flush cut.



Tip cutters to remove fine pitch SMD ICs

A simple method to remove SMD ICs is to cut each of the individual leads to remove the device and then reflow the joint with a soldering iron and remove the component leads from the board.

The solder left on the board can then be removed with a desoldering tool or desolder braid and a new component fitted.

The 670EP and 670EPF have fine pointed tapered and relieved heads that are able to fit between individual leads and cut them without causing damage to the printed circuit.



Tungsten-carbide cutter for the preparation of cardio-vascular stents

A stent is a vascular-wall prop. It is a lattice-shaped tube made of stainless steel or nickel-titanium. It serves to hold open constricted coronary blood vessels and improves the flow of blood through the vessels.

It is important in stent manufacture that the cut end of any wire in the lattice is as flat as possible, otherwise it will be necessary rework the stents.

These side cutters have fine polished carbide cutting blades to accurately cut the lattice and reduce the need for rework.



High-precision side cutters for cutting stainless wires

The 599TFO has wear resistant tungsten-carbide cutting edges and all round capability. It is able to cut VectranTM braided wires, fiber optics, Kevlar® and small stainless steel braids and wires.

A further application lies in telecommunications, i.e. working on fiber-optic cables, Kevlar® silks and piano wires.



L'IMPULSION | Retrouvez nous sur www.limpulsion.fr



The quality and performance of Erem precision tweezers are the result of more than 40 years of development and expertise.

Erem is one of the leaders in the development of high-precision tools for a wide variety of applications in electronics, aeronautical engineering, light engineering, telecommunications, laboratory technology, medicine and the jewelry, watchmaking and goldsmithing industries.



Tweezers for biology and laboratory applications

Erem micro-tweezers are suitable for use in biology (e.g. model 5MBS, 5FSA or M5S).

These tweezers with very pointed tips make it possible to access tight spaces and offer excellent visibility when performing precision work and when working under a microscope.

High-precision tweezers are particularly suitable for analysis applications and the handling of tissues, fine threads and other very small objects.



Tweezers for use in the jewelry industry

These stainless steel tweezers with Teflon® coated tips (e.g. type 2ASASLT) are particularly suited for use in the jewelry industry. They are robust and the Teflon® coated tips provide a non-stick surface.

Titanium tweezers type like 3CTA are also ideal for this application. Their light weight maintains fingertip control over extended working periods and their resistance to high temperatures allows them to be used in applications that might use gas flames.



Tweezers for use in light engineering and dental applications

Erem offers special gripping pliers for applications in light engineering. The type 940AS lockable gripping tweezers can withstand a tensile force of 5 kg and can securely hold small wires.

The stainless steel construction allows the tweezers to be sterilized in an autoclave.

L'IMPULSION | Retrouvez nous sur www.limpulsion.fr

Side cutters and tip cutters

FOR ALMOST EVERY APPLICATION

Built-in Erem Magic Spring

The Magic Spring system used in Erem precision tools is unique. It is integral to the cutting head and provides a constant closing and re-opening force.

It is highly reliable, makes the tools easy to use and reduces operator fatigue.

- Reduce costs thanks to long life
- Constant spring force
- Guarantees more than 1 million operations



High-precision screw joint

This self locking screw joint system gives a smooth cutting and opening action and ensures that there is no blade overlap or play.

- Smooth jaw action with no play
- Smooth cutting operation with no jaw overlapping

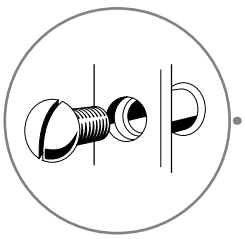

Induction-hardened cutting edges

The cutting blades of Erem cutters are hardened to Rockwell 63-65 HRc by an induction-heating process.

- High durability thanks for special material selection

Special tool steel

Erem electronics tools are made from bright steel.
The special tool steel is made using a unique Swiss processing technique.

- The bright tool steel gives additional strength and toughness to the tools to promote a long service life.





ESD-safe

The interchangeable foam-cushion handles are ESD-safe and are fitted as standard on all Erem cutters and pliers.

Ergonomically shaped handles

For high comfort,
better grip and added safety.

SAFE, RELIABLE AND FAST OPERATION BY PRECISE CUTS

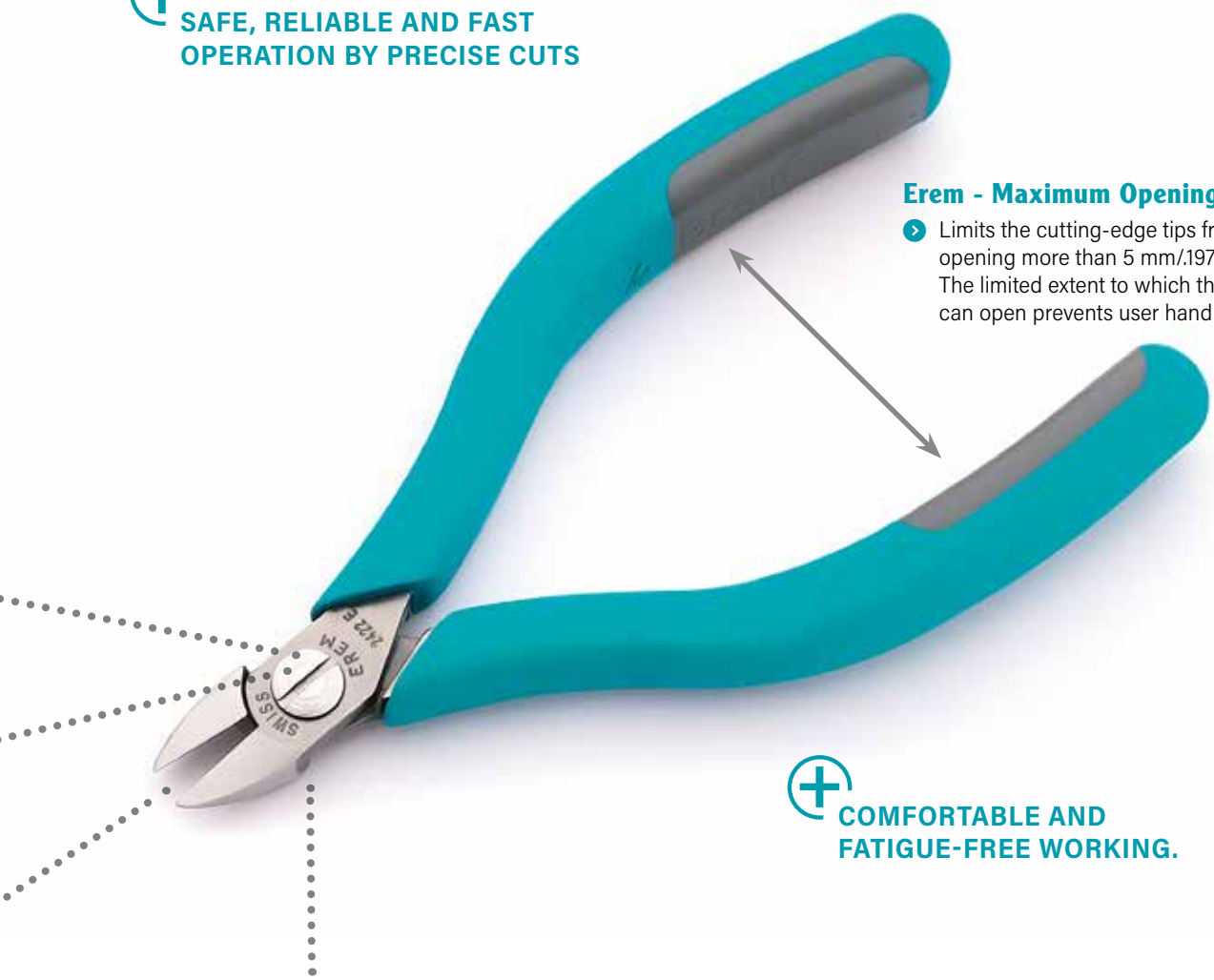

Erem - Maximum Opening Stop

Limits the cutting-edge tips from opening more than 5 mm/.197 Inch. The limited extent to which the handles can open prevents user hand fatigue.

COMFORTABLE AND FATIGUE-FREE WORKING.

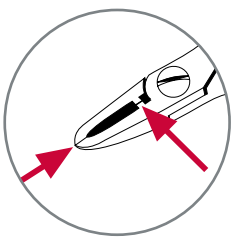

Erem cutting-edge protection for tip cutters

All tip cutters are fitted with a special stop system which prevents the cutting edges from overlapping.



Safety device for holding wire scraps

This safety device for side cutters holds wire scraps securely after cutting. Available on most 500, 600 and 2400 series cutters (oval head). Order suffix "W" e.g. 595EW.



Cut shape

There are three blade options, which determine the shape left on a lead after cutting.

Semi-flush

This cut leaves a pyramidal tip at the end of the wire. It is particularly suitable for standard jobs where the final shape does not play a significant role. Cutters with this cut are suitable for both soft copper wires and very hard wires such as stainless steel.

Flush

This cut leaves a much smaller tip at the end of the wire than the semi-flush cut – without reducing the cutting ability. The cutting edges are finer than on semi-flush cutters. The effort exerted when cutting is less and the load on the component is reduced. Flush wire ends reduce the effort needed to fit components on printed-circuit boards. Erem guarantees precise cutting even after frequent use.

Super full flush

Only Erem offers you a super full flush cut. This cut provides absolutely flush wire ends.
No rework is needed. Cutters with this cut are absolutely precision-ground and sharpened. The effort exerted when cutting is low, as is the load on the component caused by the cut. Soldering tags in soldering-bath procedures are prevented. Cutters of this type are used in applications for microelectronics, space travel or medical technology. These cutters are suitable for soft wires.



Erem vs Competitor

Service



Re-sharpening
Erem is your service partner. All Erem side and tip cutters except those with carbide insert blades can be re-sharpened upto three times. Carriage charges will apply.

Replacement parts
Erem cutters and pliers and their component parts are warranted against manufacturing defects. Magic springs, precision joint components are available as spare parts.



Choosing the right tool

	Micro **Series 600 / 2600**	Medium **Series 2400 MagicSense**	Medium **Series 500**	Maxi **Series 800 / 2800**	**Tungsten-carbide cutters**
	Miniature cutters for fine wires.	Medium-size cutters. Combines robustness, visibility and accessibility. Optimized ergonomic shape and an improved grade of hardness.		The strongest and most robust head size cuts large wire diameters.	
Visibility and accessibility ↑ / High cutting ability ↓					
Tip cutter Straight relieved head • Horizontal and vertical cuts • Cutting in hard-to-reach areas	✓	✓	✓		
Tip cutter Angled narrow head • Precise cuts at different working angles		✓	✓		
Tip cutter Angled wide head • Precise cuts at different working angles		✓	✓		✓
Side cutter Pointed relieved head • Narrowest head shape • Optimum access even to extremely hard-to-reach areas	✓		✓	✓	✓
Side cutter Tapered head • Straight edges and taper to a point • Access to difficult to reach areas without reducing the cutting ability	✓	✓	✓	✓	✓
Side cutter Oval head • Cutting in easy accessible areas • Offers the highest cutting capacity		✓	✓	✓	✓

Choosing the right tool

3 Sizes

	Micro		Medium		Maxi	
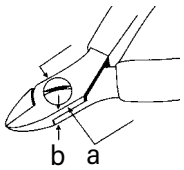	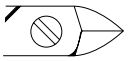		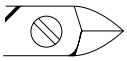		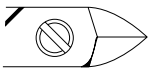	
	Series 600 / 2600		Series 500	Series 2400	Series 800 / 2800	
Width a	9,0 mm	9,0 mm	11,0 mm	11,0 mm	13,5 mm	13,5 mm
Thickness b	6,0 mm	6,0 mm	6,0 mm	6,0 mm	7,2 mm	7,2 mm

How to choose the right tool?

Side Cutter – oval head	Side Cutter – tapered head	Side Cutter – tapered and relieved head	Tip Cutter – angled, wide head	Tip Cutter – angled, narrow head	Tip Cutter – straight tapered a. relieved head
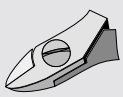	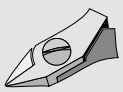	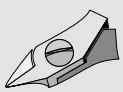	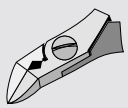	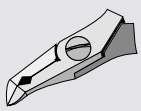	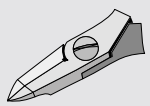

High cutting capacity — **Access, space availability, visibility**

Cutting Capabilities



Piano wire
Hard wire, material 1.4301, tensile strength of wire 1800 MPa
Medium hard wire, material 1.4301, tensile strength of wire 800 MPa
Soft wire, copper, aluminium, tensile strength of wire 250 MPa

Type		Type of Cut	Cutting Capacity
Series 600 Micro & 2600			mm / Inch: 0,03 .0001 · 0,1 .003 · 0,2 .007 · 0,3 .011 · 0,4 .015 · 0,5 .019 · 0,6 .023 · 0,7 .027 · 0,8 .031 · 0,9 .035 · 1,0 .039 · 1,1 .043 · 1,2 .047 · 1,3 .051 · 1,4 .055 · 1,5 .059 · 1,6 .062 · 1,7 .066 · 1,8 .070 · 1,9 .074
	612N 2612N	Semi-flush	
	622N 2622N	Flush	
	622TX	Flush / Carbide	
	632N 2632N	Super Full Flush	
	622NA	Flush	
	622NB 2622NB	Flush	
	676E	Flush	
	776E	Super Full Flush	
	632NCF	Super Full Flush	Only for soft materials: silicone, rubber, etc.
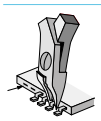	670E	Flush	
	670EP	Flush	
	670EPF	Flush	Only for micro pitches under 0.5 mm / .019 Inch

Type		Type of Cut	Cutting Capacity mm / Inch
Series 2400 MagicSense			0,03 .0001 · 0,1 .003 · 0,2 .007 · 0,3 .011 · 0,4 .015 · 0,5 .019 · 0,6 .023 · 0,7 .027 · 0,8 .031 · 0,9 .035 · 1,0 .039 · 1,1 .043 · 1,2 .047 · 1,3 .051 · 1,4 .055 · 1,5 .059 · 1,6 .062 · 1,7 .066 · 1,8 .070 · 1,9 .074
	**2412E**	Semi-flush	
	2422E	Flush	
	2432E	Super Full Flush	
	**2477E**	Flush	
	**2403E**	Flush	
	2404E	Flush	
	**2482E**	Flush	
	2475E	Flush	
	**2470E**	Flush	
	**2476TX2**	Flush / Carbide	

Type		Type of Cut	Cutting Capacity mm / Inch
Series 500 Medium			0,03 .0001 · 0,1 .003 · 0,2 .007 · 0,3 .011 · 0,4 .015 · 0,5 .019 · 0,6 .023 · 0,7 .027 · 0,8 .031 · 0,9 .035 · 1,0 .039 · 1,1 .043 · 1,2 .047 · 1,3 .051 · 1,4 .055 · 1,5 .059 · 1,6 .062 · 1,7 .066 · 1,8 .070 · 1,9 .074
	512N	Semi-flush	
	512E	Semi-flush	
	**599T**	Semi-flush / Carbide	
	522N	Flush	
	599E	Flush	
	532N	Super Full Flush	
	**576TX1**	Flush / Carbide	
	**503E**	Flush	
	503ETST 30°	Flush / Carbide	
	503ETST	Flush	
	35°	Flush	
	**555E** 40°	Flush	
	572E 45°	Flush	
	582E 30°	Flush	
	45°	Flush	
	**592E**	Flush	
	792E	Super Full Flush	
	555E	Flush / Carbide	
	**570E**	Flush	
	573E	Flush	for vertical tip cutting

Type		Type of Cut	Cutting Capacity mm / Inch
Series 800 Maxi & 2800			0,03 .0001 · 0,1 .003 · 0,2 .007 · 0,3 .011 · 0,4 .015 · 0,5 .019 · 0,6 .023 · 0,7 .027 · 0,8 .031 · 0,9 .035 · 1,0 .039 · 1,1 .043 · 1,2 .047 · 1,3 .051 · 1,4 .055 · 1,5 .059 · 1,6 .062 · 1,7 .066 · 1,8 .070 · 1,9 .074
	**812N** **2812N**	Semi-flush	
	822N **2822N**	Flush	
	**886E** **2886E**	Flush	
	**884E**	Flush	

Series 600 Micro

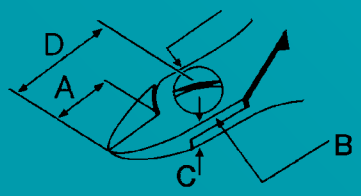

A = Length of cutting edges
B = Head width
C = Head thickness
D = Head length

Side cutter - oval head



4.331 Inch / 110 mm
1.69 oz. / 48 g

- This is the most widely used head shape.
- Fits for all cutting applications where easy access is given

Model	Cut	A		B		C		D		Max. cutting capability in mm		
		Inch	mm	Inch	mm	Inch	mm	Inch	mm	Hard wire	Medium hardness	Copper wire
612N	Semi-flush	0.354	9	0.354	9	0.236	6	0.590	15	Ø 0,5	Ø 0,8	Ø 1,3
T622N	Flush	0.354	9	0.354	9	0.236	6	0.590	15	-	Ø 0,8	Ø 1,3
632N	Perfectly flush cut	0.354	9	0.354	9	0.236	6	0.590	15	-	Ø 0,7	Ø 1,3

Side Cutter - tapered head



4.331 Inch / 110 mm
48 g

- The jaws of the cutter have straight edges and taper to a point. This head shape allows access to difficult to reach areas but reduces the cutting capacity in comparison to the same size oval head cutter.

Model	Cut	A		B		C		D		Max. cutting capability in mm		
		Inch	mm	Inch	mm	Inch	mm	Inch	mm	Hard wire	Medium hardness	Copper wire
622NA	Flush	0.354	9	0.354	9	0.236	6	0.590	15	-	Ø 0,7	Ø 1,0

Side cutter – pointed relieved head



4.331 Inch / 110 mm
1.69 oz. / 48 g

- This is the narrowest head shape.
- The underside is relieved and facilitates optimum access even to extremely hard-to-reach areas.

Model	Cut	A		B		C		D		Max. cutting capability in mm		
		Inch	mm	Inch	mm	Inch	mm	Inch	mm	Hard wire	Medium hardness	Cop-per wire
622NB	Flush	0.354	9	0.39	9.8	0.236	6	0.65	16	-	Ø 0,6	Ø 0,8
676E	Flush	0.354	9	0.354	9	0.236	6	0.590	15	-	Ø 0,6	Ø 0,8
776E	Perfectly flush cut	0.354	9	0.354	9	0.236	6	0.590	15	-	Ø 0,6	Ø 0,8
632NCF	Perfectly flush cut	0.354	9	0.354	9	0.236	6	0.590	15	suitable for precision cuts on soft materials, e.g. small silicone tubes, precision connector seals, miniature rubber seals, soft synthetic parts		

Tip cutter - straight short relieved head



4.331 Inch / 110 mm
1.69 oz. / 48 g

- Suitable for cutting SMD and micro-package contacts.

Model	Cut	A		B		C		D		Max. cutting capability in mm		
		Inch	mm	Inch	mm	Inch	mm	Inch	mm	Hard wire	Medium hardness	Copper wire
670E	Flush	0.118	3	0.354	9	0.236	6	0.709	18	-	Ø 0,5	Ø 0,8
670EP	Flush	0.118	3	0.354	9	0.236	6	0.709	18		Ø 0,5	Ø 0,6
670EPF	Flush	0.118	3	0.354	9	0.236	6	0.709	18	-	Ø 0,4	Ø 0,6

L'IMPULSION | Retrouvez nous sur www.limpulsion.fr

Series 2400 MagicSense

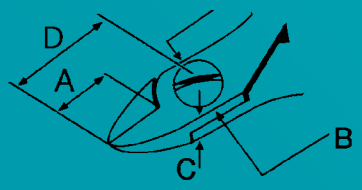

A = Length of cutting edges
B = Head width
C = Head thickness
D = Head length

Side cutter – oval head



5.118 Inch / 130 mm
2.47 oz. / 70 g

- This is the most widely used head shape.
- Fits for all cutting applications where easy access is given
- It is robust and offers the highest cutting capacity.
- Erem cutters and pliers with ergonomic handle. The ergonomic handle and special materials ensure a soft feel, operating comfort and safety.

Model	Cut	A		B		C		D		Max. cutting capability in mm		
		Inch	mm	Inch	mm	Inch	mm	Inch	mm	Hard wire	Medium hardness	Copper wire
2412E	Semi-flush	0.472	12	0.433	11	0.236	6	0.748	19	Ø 0,5	Ø 1,0	Ø 1,6
2422E	Flush	0.472	12	0.433	11	0.236	6	0.748	19	-	Ø 1,0	Ø 1,6
2432E	Perfectly flush cut	0.472	12	0.433	11	0.236	6	0.748	19	-	Ø 0,8	Ø 1,6

Side cutter - tapered



5 Inch / 127 mm
2.469 oz. / 70 g

- The jaws of the cutter have straight edges and taper to a point. This head shape allows access to difficult to reach areas but reduces the cutting capacity in comparison to the same size oval head cutter.
- Erem cutters and pliers with ergonomic handle. The ergonomic handle and special materials ensure a soft feel, operating comfort and safety.

Model	Cut	A		B		C		D		Max. cutting capability in mm		
		Inch	mm	Inch	mm	Inch	mm	Inch	mm	Hard wire	Medium hardness	Copper wire
2477E	Flush	0.472	12	0.433	11	0.236	6	0.742	19	-	Ø 1,0	Ø 1,3

Tip cutter - angled wide head



5 Inch / 127 mm
2.469 oz. / 70 g
30°

- The angled head provides for precise cuts at different working angles.
- Erem cutters and pliers with ergonomic handle. The ergonomic handle and special materials ensure a soft feel, operating comfort and safety.

Model	Cut	A		B		C		D		Max. cutting capability in mm		
		Inch	mm	Inch	mm	Inch	mm	Inch	mm	Hard wire	Medium hardness	Copper wire
2403E	Flush	0.354	9	0.433	11	0.236	6	0.748	19	-	Ø 1,0	Ø 1,6
										wide, robust head, fine cut		
2404E	Flush	0.354	9	0.433	11	0.236	6	0.787	20	-	Ø 0,8	Ø 1,3
										pointed rounded head		

Tip cutter - angled narrow head



5.315 Inch / 135 mm
2.539 oz. / 72 g
45°

- The angled head provides for precise cuts at different working angles.
- Erem cutters and pliers with ergonomic handle. The ergonomic handle and special materials ensure a soft feel, operating comfort and safety.

Model	Cut	A		B		C		D		Max. cutting capability in mm		
		Inch	mm	Inch	mm	Inch	mm	Inch	mm	Hard wire	Medium hardness	Copper wire
2482E	Flush	0.236	6	0.433	11	0.236	6	1.02	26	-	Ø 0,6	Ø 1,2
		suitable for working on printed-circuit boards, component connections, can be used in both 90° and 180° applications										
2475E	Flush	0.157	4	0.433	11	0.236	6	0.866	22	-	Ø 0,4	Ø 0,6
		suitable for fine cutting work on hybrid circuits of miniature components										

Tip cutter - straight long relieved head



5.512 Inch / 140 mm
2.539 oz. / 72 g

- This head is suitable for horizontal and vertical cuts.
- The long tips facilitate cutting in hard-to-reach areas.
- Erem cutters and pliers with ergonomic handle. The ergonomic handle and special materials ensure a soft feel, operating comfort and safety.

Model	Cut	A		B		C		D		Max. cutting capability in mm		
		Inch	mm	Inch	mm	Inch	mm	Inch	mm	Hard wire	Medium hardness	Copper wire
2470E	Flush	0.157	4	0.433	11	0.236	6	1.142	29	-	Ø 0,4	Ø 0,6

Series 500 Medium

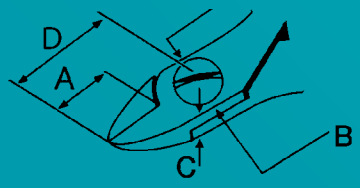

A = Length of cutting edges
B = Head width
C = Head thickness
D = Head length

Side cutter - oval head



4.528 Inch / 115 mm
2.363 oz. / 67 g

- This is the most widely used head shape.
- Fits for all cutting applications where easy access is given
- It is robust and offers the highest cutting capacity.

Model	Cut	A		B		C		D		Max. cutting capability in mm		
		Inch	mm	Inch	mm	Inch	mm	Inch	mm	Hard wire	Medium hardness	Copper wire
512N	Semi-flush	0.472	12	0.433	11	0.236	6	0.748	19	Ø 0,5	Ø 1,0	Ø 1,6
512E	Semi-flush	0.472	12	0.433	11	0.236	6	0.748	19	Ø 0,5 burnished head	Ø 1,0	Ø 1,6
522N	Flush	0.472	12	0.433	11	0.236	6	0.748	19	-	Ø 1,0	Ø 1,6
599E	Flush	0.472	10	0.433	11	0.236	6	0.669	17	- short, robust head	Ø 1,0	Ø 1,6
532N	Perfectly flush cut	0.472	10	0.433	11	0.236	6	0.748	19	-	Ø 0,8	Ø 1,6

Side cutter - tapered head



4.528 Inch / 115 mm
2.363 oz. / 67 g

- The jaws of the cutter have straight edges and taper to a point. This head shape allows access to difficult to reach areas but reduces the cutting capacity in comparison to the same size oval head cutter.

Model	Cut	A		B		C		D		Max. cutting capability in mm		
		Inch	mm	Inch	mm	Inch	mm	Inch	mm	Hard wire	Medium hardness	Copper wire
595E	Flush	0.472	12	0.433	11	0.236	6	0.748	19	-	Ø 1,0	Ø 1,3
										tapered head		
577E	Flush	0.472	10	0.433	11	0.236	6	0.669	17	-	Ø 1,0	Ø 1,3
										tapered, short head		

Tip cutter - angled, wide, robust head



4.331 Inch / 110 mm
2.363 oz. / 67 g
30°

- The angled head provides for precise cuts at different working angles.

Model	Cut	A		B		C		D		Max. cutting capability in mm		
		Inch	mm	Inch	mm	Inch	mm	Inch	mm	Hard wire	Medium hardness	Copper wire
503E	Flush	0.354	9	0.433	11	0.236	6	0.748	19	-	Ø 1,0	Ø 1,6
										wide, robust head		
504AE	Flush	0.354	9	0.433	11	0.236	6	0.748	19		Ø 0,8	Ø 1,3
										pointed, rounded head		

Tip cutter - angled narrow head



4.724 Inch / 120 mm
2.399 oz. / 68 g
35°

- The angled head provides for precise cuts at different working angles.
- Narrow, robust head, suitable for working with high cutting force in confined areas.

Model	Cut	A		B		C		D		Max. cutting capability in mm		
		Inch	mm	Inch	mm	Inch	mm	Inch	mm	Hard wire	Medium hardness	Copper wire
555E	Flush	0.236	6	0.433	11	0.256	6	0.945	24	-	Ø 0,6	Ø 1,3



4.528 Inch / 115 mm
2.399 oz. / 68 g
40°

- Relieved cutting edge for easy access.

Model	Cut	A		B		C		D		Max. cutting capability in mm		
		Inch	mm	Inch	mm	Inch	mm	Inch	mm	Hard wire	Medium hardness	Copper wire
572E	Flush	0.236	6	0.433	11	0.236	6	0.827	21	-	Ø 0,6	Ø 1,3



4.528 Inch / 115 mm
2.399 oz. / 68 g
40°

- Suitable for working on printed-circuit boards, component connections, can be used in both 90° and 180° applications

Model	Cut	A		B		C		D		Max. cutting capability in mm		
		Inch	mm	Inch	mm	Inch	mm	Inch	mm	Hard wire	Medium hardness	Copper wire
582E	Flush	0.236	6	0.433	11	0.236	6	1.024	26	-	Ø 0,6	Ø 1,3



4.528 Inch / 115 mm
2.364 oz. / 67 g
45°

- Suitable for working on printed-circuit boards, component connections, can be used in both 90° and 180° applications.
- With safety device for wire scraps.

Model	Cut	A		B		C		D		Max. cutting capability in mm		
		Inch	mm	Inch	mm	Inch	mm	Inch	mm	Hard wire	Medium hardness	Copper wire
582EW	Flush	0.236	6	0.433	11	0.236	6	1.024	26	-	Ø 0,6	Ø 1,3



4.528 Inch / 115 mm
2.399 oz. / 68 g
30°

- High precision tip cutter, bent.
- Practical rework tool.
- For cutting DIL contacts directly on the component.
- Ideal for densely printed boards.
- Non-reflecting surface
- ESD-safe

Model	Cut	A		B		C		D		Max. cutting capability in mm		
		Inch	mm	Inch	mm	Inch	mm	Inch	mm	Hard wire	Medium hardness	Copper wire
593AE	Flush	0.157	4	0.433	11	0.236	6	1.024	26		ø 0,4	ø 1,0



4.331 Inch / 110 mm
2.363 oz. / 67 g
45°

- Suitable for fine cutting work on hybrid circuits or miniature components.

Model	Cut	A		B		C		D		Max. cutting capability in mm		
		Inch	mm	Inch	mm	Inch	mm	Inch	mm	Hard wire	Medium hardness	Copper wire
575E	Flush	0.157	4	0.433	11	0.236	6	0.866	22	-	Ø 0,2	Ø 0,6

L'IMPULSION | Retrouvez nous sur www.limpulsion.fr
Weller Erem

Side cutter - pointed relieved head



4.528 Inch / 115 mm
2.363 oz. / 67 g

- This is the narrowest head shape.
- The underside is relieved and facilitates optimum access even to extremely hard-to-reach areas

Model	Cut	A		B		C		D		Max. cutting capability in mm		
		Inch	mm	Inch	mm	Inch	mm	Inch	mm	Hard wire	Medium hardness	Copper wire
592E	Flush	0.472	12	0.433	11	0.236	6	0.748	19	-	Ø 0,4	Ø 0,8
792E	Perfectly flush cut	0.472	12	0.433	11	0.236	6	0.748	19	-	Ø 0,4	Ø 0,6

Tip cutter - straight long relieved head



4.724 Inch / 120 mm
2.363 oz. / 67 g

- This head is suitable for horizontal and vertical cuts.
- The long tips facilitate cutting in hard-to-reach areas.
- For cutting at extreme tips

Model	Cut	A		B		C		D		Max. cutting capability in mm		
		Inch	mm	Inch	mm	Inch	mm	Inch	mm	Hard wire	Medium hardness	Copper wire
570E	Flush	0.157	4	0.433	11	0.236	6	1.142	29	-	Ø 0,4	Ø 0,6

Tip cutter - straight head for vertical use



4.724 Inch / 120 mm
2.363 oz. / 67 g

- Tip cutter for fine wire, Cu 0,8 mm

Model	Cut	A		B		C		D		Max. cutting capability in mm		
		Inch	mm	Inch	mm	Inch	mm	Inch	mm	Hard wire	Medium hardness	Copper wire
573E	Flush	0.157	4	0.433	11	0.236	6	1.142	29	-	Ø 0,4	Ø 0,8

Series 800 Maxi

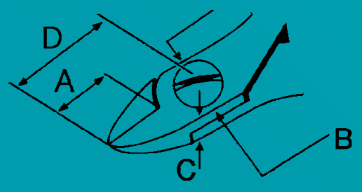

A = Length of cutting edges
B = Head width
C = Head thickness
D = Head length

Side cutter - oval head



4.724 Inch / 120 mm
2.363 oz. / 67 g

- This is the most widely used head shape.
- Fits for all cutting applications where easy access is given
- It is robust and offers the highest cutting capacity.

Model	Cut	A		B		C		D		Max. cutting capability in mm		
		Inch	mm	Inch	mm	Inch	mm	Inch	mm	Hard wire	Medium hardness	Copper wire
812N	Semi-flush	0.590	15	0.531	13.5	0.284	7.2	0.827	21	Ø 0,6	Ø 1,2	Ø 1,8
896E	Semi-flush	0.590	15	0.531	13.5	0.284	7.2	0.827	21	Ø 0,6 for cutting hard wires, Kovar®, connector pins	Ø 1,2	Ø 1,8
822N	Flush	0.590	15	0.531	13.5	0.284	7.2	0.827	21	-	Ø 1,2	Ø 1,8

Side cutter - tapered head



4.724 Inch / 120 mm
2.928 oz. / 83 g

- The jaws of the cutter have straight edges and taper to a point. This head shape allows access to difficult to reach areas but reduces the cutting capacity in comparison to the same size oval head cutter.

Model	Cut	A		B		C		D		Max. cutting capability in mm		
		Inch	mm	Inch	mm	Inch	mm	Inch	mm	Hard wire	Medium hardness	Copper wire
886E	Flush	0.590	15	0.531	13.5	0.284	7.2	0.827	21	-	Ø 1,0	Ø 1,8

Side cutter - pointed relieved head



4.724 Inch / 120 mm
2.857 oz. / 81 g

- This is the narrowest head shape.
- The underside is relieved and facilitates optimum access even to extremely hard-to-reach areas.

Model	Cut	A		B		C		D		Max. cutting capability in mm		
		Inch	mm	Inch	mm	Inch	mm	Inch	mm	Hard wire	Medium hardness	Copper wire
884E	Flush	0.590	15	0.531	13.5	0.284	7.2	0.827	21	-	Ø 0,8	Ø 1,6

Tungsten-carbide cutters

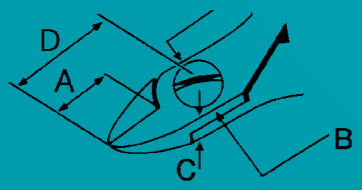

A = Length of cutting edges
B = Head width
C = Head thickness
D = Head length

Side cutter - oval head, Miniature cutter



4.528 Inch / 115 mm
2.36 oz. / 67 g

- This is the most widely used head shape.
- Fits for all cutting applications where easy access is given
- It is robust and offers the highest cutting capacity.

Model	Cut	A		B		C		D		Max. cutting capability in mm			
		Inch		Inch	mm	Inch	mm	Inch	mm	Piano wire	Hard wire	Medium hardness	Copper wire
622TX	Flush	0.315	8	0.354	9	0.236	6	0.590	15	Ø 0,2	Ø 0,4	Ø 0,6	Ø 1,2
											miniature cutter		
599T	Semi-flush	0.472	12	0.433	11	0.236	6	0.748	19	Ø 0,6	Ø 0,8	Ø 1,0	Ø 1,5
599TF	Flush	0.472	12	0.433	11	0.236	6	0.748	19	Ø 0,6	Ø 0,8	Ø 1,0	Ø 1,5

Side cutter - tapered head



4.528 Inch / 115 mm

2.36 oz. / 67 g

- The jaws of the cutter have straight edges and taper to a point. This head shape allows access to difficult to reach areas but reduces the cutting capacity in comparison to the same size oval head cutter.

Model	Cut	A		B		C		D		Max. cutting capability in mm			
		Inch		Inch	mm	Inch	mm	Inch	mm	Piano wire	Hard wire	Medium hardness	Copper wire
595T	Semi-flush	0.472	12	0.433	11	0.236	6	0.748	19	Ø 0,4	Ø 0,6	Ø 0,8	Ø 1,5
595TF	Flush	0.472	12	0.433	11	0.256	6	0.748	19	Ø 0,4	Ø 0,6	Ø 0,8	Ø 1,5
2476TX1	Flush	0.433	11	0.433	11	0.236	6	0.011	19	Ø 0,3	Ø 0,4	Ø 0,5	Ø 1,0
576TX1	Flush	0.433	11	0.433	11	0.236	6	0.011	19	Ø 0,3	Ø 0,4	Ø 0,5	Ø 1,0

Tip cutter - pointed relieved head



4.528 Inch / 115 mm

67 g

- This is the narrowest head shape.
- The underside is relieved and facilitates optimum access even to extremely hard-to-reach areas.

Model	Cut	A		B		C		D		Max. cutting capability in mm			
		Inch		Inch	mm	Inch	mm	Inch	mm	Piano wire	Hard wire	Medium hardness	Copper wire
576TX	Flush	0.433	11	0.433	11	0.236	6	0.748	19	Ø 0,1	Ø 0,2	Ø 0,3	Ø 1,0

Tip cutter - angled wide head



4.331 Inch / 110 mm
2.36 oz. / 67 g
30°

- The angled head provides for precise cuts at different working angles.

Model	Cut	A		B		C		D		Max. cutting capability in mm			
		Inch		Inch	mm	Inch	mm	Inch	mm	Piano wire	Hard wire	Medium hardness	Copper wire
503ET	Semi-flush	0.354	9	0.433	11	0.236	6	0.748	19	Ø 0,4	Ø 0,6	Ø 0,8	Ø 1,2
503ETF	Flush	0.354	9	0.433	11	0.236	6	0.787	20	Ø 0,4	Ø 0,6	Ø 0,8	Ø 1,2

Special applications

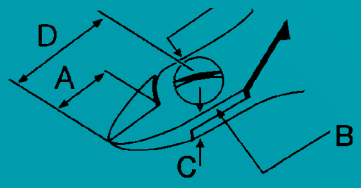

A = Length of cutting edges
B = Head width
C = Head thickness
D = Head length

Special applications: hard wires



5.394 Inch / 137 mm
3.527 oz. / 100 g

- Side cutter with compound action.
- For cutting hard wires with minimal effort

Model	Cut	A		B		C		Max. cutting capacity in mm	
		Inch	mm	Inch	mm	Inch	mm	Copper wire	
E147A	Semi-flush	0.472	12	0.413	10.5	0.284	7.2	Ø 1,8	for cutting hard wires with minimal effort
E147B	Semi-flush	0.472	12	0.413	10.5	0.295	7.5	Ø 1,8	for cutting hard wires with minimal effort
E147AT	Semi-flush	0.472	12	0.413	10.5	0.295	7.5	Ø 1,8	for cutting hard wires with minimal effort

Special applications: cutting printed-circuit boards



4.528 Inch / 115 mm
2.787 oz. / 79 g

- Side cutter, suitable for cutting printed-circuit boards

Model		D max.		B max.	
		Inch	mm	Inch	mm
884EPCM	Flush	0.0591	1.5	0.078	2.0

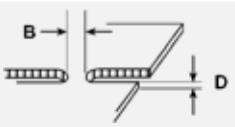

Special applications: Kevlar® silks



4.528 Inch / 115 mm

2.36 oz. / 67 g

- Side cutter, suitable for cutting Kevlar® silks.
- Avoid any other application than cutting kevlar silks to not damage the tool

Model	Cut	A		B		C		D	
		Inch	mm	Inch	mm	Inch	mm	Inch	mm
599F0		0.472	12	0.433	11	0.24	6	0.748	19

Special applications: Special tool steel



4.528 Inch / 115 mm

2.36 oz. / 67 g

- Side cutter for cutting Kevlar® silks, Vectran™-sheated wires, optical fibres and small stainless wires.
- Side cutter with cutting edges made from tungsten carbide.

Model	Cut	A		B		C		D	
		Inch	mm	Inch	mm	Inch	mm	Inch	mm
599TF0	Semi-flush	0.472	12	0.43	11	0.24	6	0.748	19

Pneumatic side cutter and tip cutter

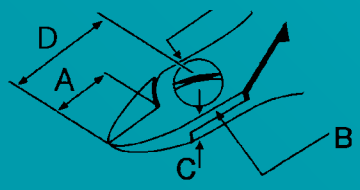

A = Length of cutting edges
B = Head width
C = Head thickness
D = Head length

Pneumatic side cutter and tip cutter



5.118 Inch / 130 mm
4.59 oz. / 130 g

- Pneumatic cutter
- Handy, light and precise
- Extremely versatile thanks to a selection of different cutting heads
- Easily interchangeable cutting heads
- Suitable for cutting conventional components, soft metals or small plastic parts
- Pneumatic-cutter housing

Model	Diameter		
	Inch	mm	
1500BSF	1.102	28	requires 4- 6 bar oil-free clean compressed air

Side cutter - oval head for 1500BSF



1.16 oz. / 35 g

- This is the standard head shape.
- It is used for all cutting jobs in easy-to-reach areas.
- The oval head provides for a high cutting capacity and is characterised by its robustness.

Model	Cut	A		B		C		Max. cutting capacity in mm
		Inch	mm	Inch	mm	Inch	mm	Copper wire
1512N	Semi-flush	0.394	10	0.413	10.5	0.24	6	Ø 1,6
1522N	Flush	0.394	10	0.413	10.5	0.24	6	Ø 1,6

Side cutters - tapered head cutting head for 1500 BSF



1.16 oz. / 35 g

- The edges of the cutter head are straight and taper to a point, allowing access to hard to reach area.

Model	Cut	A		B		C		Max. cutting capacity in mm
		Inch	mm	Inch	mm	Inch	mm	Copper wire
1522NA	Flush	0.354	9	0.413	10.5	0.24	6	Ø 1,4

Pointed relieved head for 1500 BSF



1.12 oz. / 32 g

- This is the narrowest head shape.
- The underside is relieved and facilitates optimum access even to extremely hard-to-reach areas.

Model	Cut	A		B		C		Max. cutting capacity in mm
		Inch	mm	Inch	mm	Inch	mm	Copper wire
1522NB	Flush	0.354	9	0.413	10.5	0.24	6	Ø 1,2

Cutting head for 1500 BSF - tip cutter - angled head



1.34 oz. / 38 g

30°

- The angled head provides for precise cuts at different working angles.

Model	Cut	A		B		C		Max. cutting capacity in mm
		Inch	mm	Inch	mm	Inch	mm	Copper wire
1503E	Flush	0.472	12	0.413	10.5	0.24	6	Ø 1,2

Distance cutter

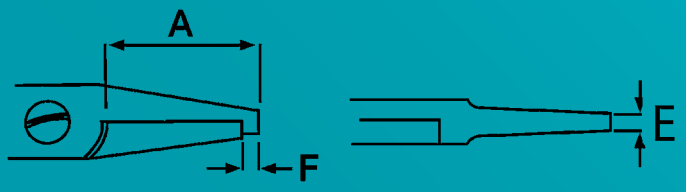

A = Jaw length
E = Width of tips
F = Cutting length

Distance cutter - fixed cutting length

Distance cutter copper wire to a length of 1.5 mm/.059 Inch



4.724 Inch / 120 mm
2.36 oz. / 67 g

- Special tool steel
- ESD-safe
- Fixed cutting length
- Reduces mechanical shock on components

Model	Cut	A		E		F		Max. cutting capacity in mm	
		Inch	mm	Inch	mm	Inch	mm	Copper wire	
530E15	Flush	0.787	20	0.118	3	0.059	1.5	Ø 1,2	cuts copper wire to a length of 1,5 mm / 0,059 Inch
530E13	Flush	0.787	20	0.118	3	0.051	1.3	Ø 1,2	cuts copper wire to a length of 1,3 mm / 0,051 Inch
530E08	Flush	0.787	20	0.118	3	0.031	0.8	Ø 1,2	cuts copper wire to a length of 0,8 mm / 0,031 Inch
530E06	Flush	0.787	20	0.118	3	0.023	0.6	Ø 1,2	cuts copper wire to a length of 0,6 mm / 0,023 Inch
530EREC	Flush	0.787	20	0.118	3	0.051	1.3	Ø 1,2	cuts copper wire to a length of 1,3 mm / 0,051 Inch

Distance cutter

Distance cutter, cuts wire to a length of 1.5 mm/.059 Inch



4.724 Inch / 120 mm
2.36 oz. / 67 g
45°

- Special tool steel
- ESD-safe
- Fixed length distance cutter
- Tapered 45°

Model	Cut	A		E		F		Max. cutting capacity in mm
		Inch	mm	Inch	mm	Inch	mm	Copper wire
549E	Flush	0.787	20	0.118	3	0.059	1.5	Ø 1,2
549E10	Flush	0.787	20	0.118	3	0.039	1	Ø 1,2
549E12	Flush	0.787	20	0.118	3	0.047	1.2	Ø 1,2

Distance cutter, variable cutting length

Distance cutter, variable cutting length from 1.2 mm to 6 mm/ 047 to .236 Inch



4.724 Inch / 120 mm
2.47 oz. / 70 g

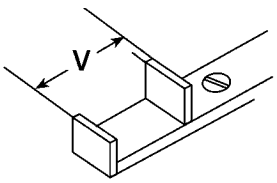

- Special tool steel
- ESD-safe
- Variable cutting length (= V)
- With protective stop screw

Model	Cut	A		E		V		
		Inch	mm	Inch	mm	Inch	mm	Copper wire
530E15A	Flush	0.787	20	0.177	4.5	0,047 - 0,236	1,2 - 6	Ø 1.2

Distance cutter - variable cutting length

Distance cutter with variable cutting length from 0 mm to 5 mm/ 0 to .197 Inch



4.528 Inch / 115 mm

2.47 oz. / 70 g

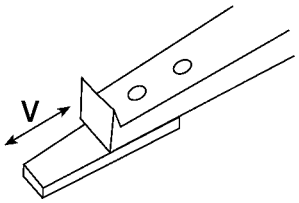

- Special tool steel
- ESD-safe
- Variable cutting length (= V)
- With protective stop screw
- Interchangeable plastic stop protects the printed-circuit board against damage

Model	Cut	A		E		V		
		Inch	mm	Inch	mm	Inch	mm	Copper wire
573EB	Flush	0.787	20	0.177	4.5	0 - 0,197	0 - 5	Ø 0.8

Pliers

GET AN ACCURATE AND SURE GRIP ON EVERYTHING

Internal patented Erem Magic Spring

The Magic Spring system used in Erem precision tools is unique. It is integral to the cutting head and provides a constant closing and re-opening force.

It is highly reliable, makes the tools easy to use and reduces operator fatigue.

- Reduce costs thanks to long life
- Constant spring force
- Guarantees more than 1 million operations



High-precision screw joint

This self-locking screw joint system gives a smooth cutting and opening action and ensures that there is no blade overlap or play.

- Smooth jaw action with no play
- No damaging of sensitive components

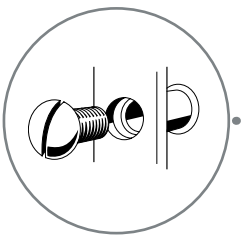

Precision-ground jaws

The very precisely worked tips get a firm and sure grip on even the thinnest of parts.

The choice of high-quality materials and meticulous tempering are especially important during the manufacturing of these tweezers.

- Ground with the greatest precision

Special tool steel

Erem electronics tools are made from bright steel. They are not drop forged. The special tool steel is made using a unique Swiss processing technique.

- The bright tool steel gives additional strength and toughness to the tools to promote a long service life.



Ergonomically shaped handles

- For high comfort, better grip and added safety

WIDE VARIETY OF HEAD SHAPES

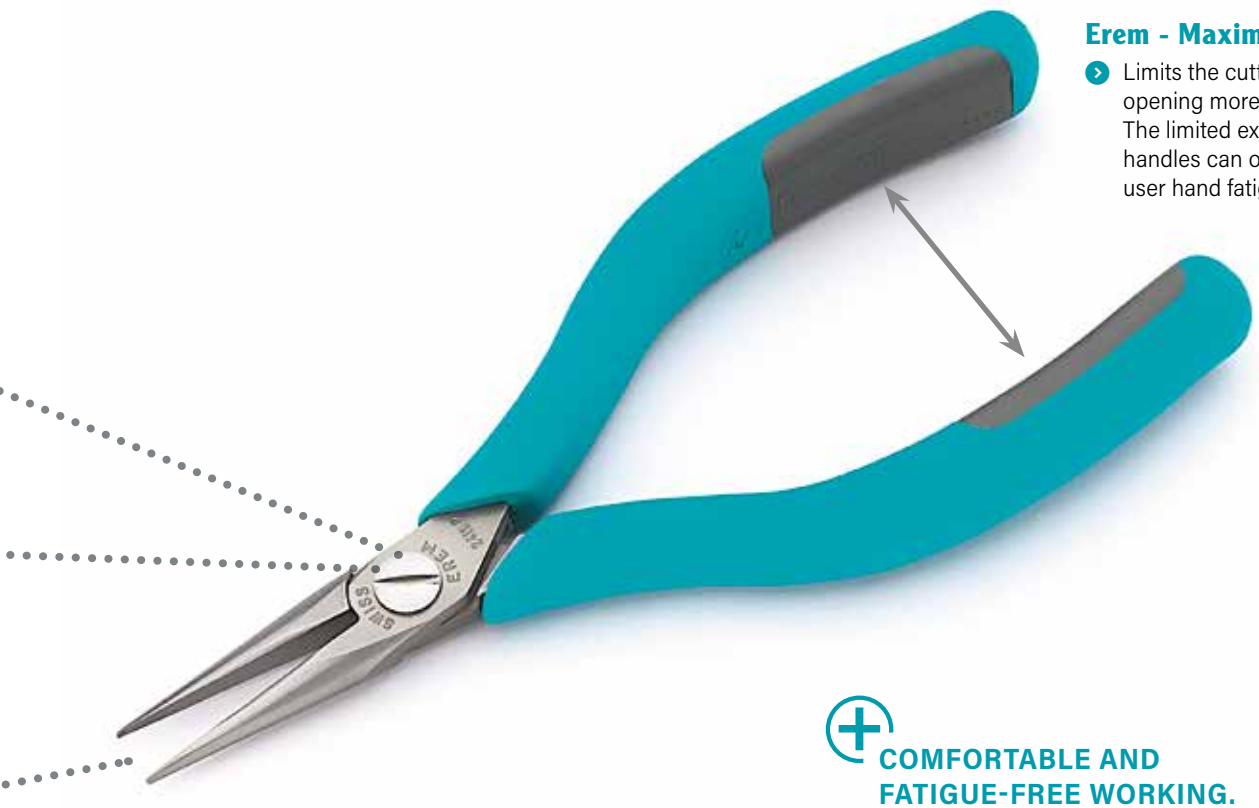

Erem - Maximum Opening Stop

- Limits the cutting-edge tips from opening more than 5 mm/.197 Inch. The limited extent to which the handles can open prevents user hand fatigue.

COMFORTABLE AND FATIGUE-FREE WORKING.

ESD-safe

The interchangeable foam-cushion handles are ESD-safe and are fitted as standard on all Erem cutters and pliers.

Series 500 Medium

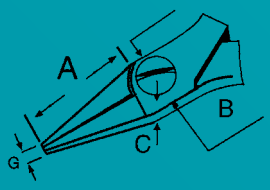

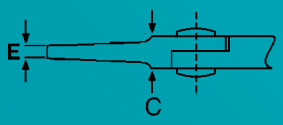

A = Jaw length
B = Head width
C = head thickness
E = Width of tips
G = Total height of both tips

Round nose pliers

Round nose pliers with very precise, smooth jaws.



4.724 Inch / 120 mm
2.89 / 62 g

- Pliers for miniature and standard electronics
- Non-reflecting surface, ESD-safe
- Suitable for forming, bending, laying and feeding in wires.
- High grade tool steel

Model	Shape	A		B		C		E		G	
		Inch	mm	Inch	mm	Inch	mm	Inch	mm	Inch	mm
543E		0.91	23	0.43	11	0.24	6	0.031	Ø 0,8	0.063	1.6
546E				0.43	11	0.236	6.0		-	0.039	1.0

Needle nose pliers

Needle nose pliers with very precise, smooth and rounded jaws.



4.724 Inch / 120 mm
2.19 / 62 g

- Pliers for miniature and standard electronics
- Non-reflecting surface, ESD-safe, high grade tool steel
- Suitable for forming, bending, laying and feeding in wires.

Model	Shape	A		B		C		E		G	
		Inch	mm	Inch	mm	Inch	mm	Inch	mm	Inch	mm
547		0.91	23	0.43	11	0.24	6	0.035	0.9	0.047	1.2

Flat nose pliers

Flat nose pliers with smooth jaws and precision-machined edges.



4.724 Inch / 120 mm
2.36 / 67 g

- Pliers for miniature and standard electronics
- Non-reflecting surface, ESD-safe, high grade tool steel
- Suitable for gripping flat workpieces.

Model	Shape	A		B		C		E		G	
		Inch	mm	Inch	mm	Inch	mm	Inch	mm	Inch	mm
542E		0.91	23	0.43	11	0.24	6	0.055	1.4	0.055	1.4

Flat nose pliers with replaceable nylon jaws.



4.921 Inch / 125 mm
2.36 / 67 g

- Pliers for miniature and standard electronics
- Non-reflecting surface, ESD-safe, high grade tool steel
- Nylon jaws prevent nicking and scratching.
- Suitable for forming precious metals and component connections.

Model	Shape	A		B		C		E		G	
		Inch	mm	Inch	mm	Inch	mm	Inch	mm	Inch	mm
531E		0.91	23	0.43	11	0.24	6	0.2	5	0.12	3

Chain nose pliers

Chain nose pliers with narrow half-round jaws.



4.724 Inch / 120 mm
2.36 / 67 g

- Pliers for miniature and standard electronics
- Non-reflecting surface, ESD-safe, high grade tool steel
- For securely handling components.

Model	Shape	A		B		C		E		G	
		Inch	mm	Inch	mm	Inch	mm	Inch	mm	Inch	mm
544E		0.91	23	0.43	11	0.24	6	0.039	1	0.055	1.4

Chain nose pliers with inside-serrated jaws for secure handling



4.724 Inch / 120 mm
2.64 / 67 g

- Pliers for miniature and standard electronics
- Non-reflecting surface, ESD-safe, high grade tool steel

Model	Shape	A		B		C		E		G	
		Inch	mm	Inch	mm	Inch	mm	Inch	mm	Inch	mm
544D		0.91	23	0.35	9	0.26	6.5	0.039	1	0.055	1.4

L'IMPULSION | Retrouvez nous sur www.limpulsion.fr
Weller Erem

Series 2400 MagicSense

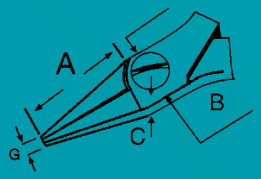

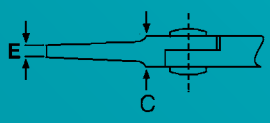

A = Jaw length
B = Head width
C = head thickness
E = Width of tips
G = Total height of both tips

Needle nose pliers

Needle nose pliers with very precise, smooth and rounded jaws.



5.748 Inch / 146 mm
2.54 / 72 g

- Pliers for miniature and standard electronics
- Optimized ergonomically shaped handles for increased comfort
- Non-reflecting surface, ESD-safe

Model	Shape	A		B		C		E		G		
		Inch	mm	Inch	mm	Inch	mm	Inch	mm	Inch	mm	
2411P		1.32	33.5	0.43	11	0.24	6	0.039	1	0.047	1.2	Smooth jaws
2411PD		1.32	33.5	0.43	11	0.24	6	0.039	1	0.047	1.2	Inside serrated jaws for better grip

Flat nose pliers

Flat nose pliers with smooth jaws and precision-machined edges.



5.748 Inch / 146 mm
2.54 / 72 g

- Pliers for miniature and standard electronics
- Optimized ergonomically shaped handles for increased comfort
- Non-reflecting surface, ESD-safe
- Suitable for gripping flat workpieces.

Model	Shape	A		B		C		E		G	
		Inch	mm	Inch	mm	Inch	mm	Inch	mm	Inch	mm
2442P		1.32	33.5	0.43	11	0.24	6	0.13	3.4	0.047	1.2

Round nose pliers

Round nose pliers with very precise, smooth jaws



5.748 Inch / 146 mm
2.54 / 72 g

- Pliers for miniature and standard electronics
- Optimized ergonomically shaped handles for increased comfort
- Non-reflecting surface, ESD-safe
- Suitable for bending wires.

Model	Shape	A		B		C		E		G	
		Inch	mm	Inch	mm	Inch	mm	Inch	mm	Inch	mm
2443P		1.319	33.5	0.43	11	0.24	6	0.031	0.8	0.063	1.6

L'IMPULSION | Retrouvez nous sur www.limpulsion.fr

Weller Erem

Stripping pliers

High precision stripping pliers

Pliers for front stripping 0.25 mm – 1.02 mm .010 Inch – .040 Inch (AWG 30 – 18)



4.724 Inch / 120 mm

2.65 / 75 g

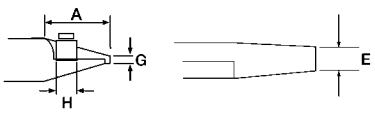

A = jaw length
E = Width of tips
G = Total height of both tips
H = Length of cutting blade

- Robust, high-precision tools for use in electronics and aeronautical engineering
- The required diameter is set by means of screws
- ESD-safe
- Suitable for all types of insulation and optical fibres.
- Interchangeable side cutting blade.

Model	A		E		G		H		Wire diameter	
	Inch	mm	Inch	mm	Inch	mm	Inch	mm	Inch	mm
510AE	0.83	21	0.20	5	0.16	4	0.35	9	0,010 - 0,040	0,25 - 1,02

Pliers for front stripping 0.06 mm – 0.6 mm .002 Inch – .023 Inch (AWG 42 – 24)



4.724 Inch / 120 mm

2.82 / 80 g

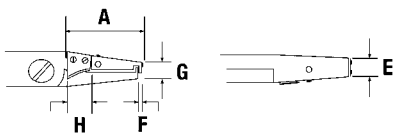

A = Jaw length
E = Width of tips
F = Depth of interchangeable blade
G = Total height of both tips
H = Length of cutting blade

- Robust, high-precision tools for use in electronics and aeronautical engineering
- The required diameter is set by means of screws
- Screwdriver and key are included
- Interchangeable blades
- ESD-safe
- Unique precision for damage-free stripping of fine wires.
- Suitable for all types of insulation, Teflon®, Tefzel and optical fibres.

Model	A		E		F		G		H		Wire diameter	
	Inch	mm	Inch	mm	Inch	mm	Inch	mm	Inch	mm	Inch	mm
552E	0.91	23	0.24	6	0.39	1	0.43	11	0.35	9	0,002 - 0,023	0,06 - 0,6

Side stripping 0.06 mm – 0.6 mm .002 Inch – .023 Inch (AWG 42 – 24)



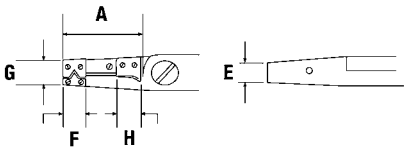

A = Jaw length
E = Width of tips
F = Depth of interchangeable blade
G = Total height of both tips
H = Length of cutting blade

- Robust, high-precision tools for use in electronics and aeronautical engineering
- The required diameter is set by means of screws
- Screwdriver and key are included
- Interchangeable blades
- ESD-safe
- Unique precision for damage-free stripping of fine wires.
- Suitable for all types of insulation, Teflon®, Tefzel and optical fibres.
- Unlimited stripping length thanks to side stripping
- Suitable for simple and precise stripping of optical fibres
- Non-reflecting surface

4.724 Inch / 120 mm

2.82 / 80 g

Model	A		E		F		G		H		Wire diameter	
	Inch	mm	Inch	mm	Inch	mm	Inch	mm	Inch	mm	Inch	mm
552S	0.82	21	0.24	6	0.24	6	0.43	11	0.354	9	0.002 - 0.024	0,06 - 0,6

Forming pliers

Forming pliers for passive components

Forming pliers for component connection, U-shape.



4.724 Inch / 120 mm

2.47 / 70 g

- Safe bending, forming and preparation of component connections
- Non-reflecting surface
- ESD-safe

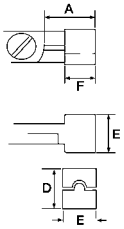

A = Jaw length
D = Height of tips
E = Width of tips
F = Length of forming

Model		A		D		E		F		Diodes		Capacitors		Resistors
		Inch	mm	Inch	mm	Inch	mm	Inch	mm	Inch	mm	Inch	mm	
554E	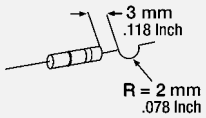	0.513	13	0.394	10	0.394	10	0.394	10	0.025	0.65	0.027	0.7	1/2 W

Forming pliers for component connections, U-shape, axial forming.



4.724 Inch / 120 mm

2.47 / 70 g

- Suitable for component connections, U-shape, axial forming
- Narrow head shape.
- ESD-safe

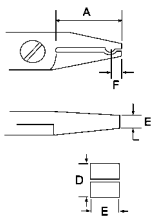

A = Jaw length
D = Height of tips
E = Width of tips
F = Length of forming

Model		A		D		E		F		Diodes		Capacitors		resistors
		Inch	mm	Inch	mm	Inch	mm	Inch	mm	Inch	mm	Inch	mm	
554A	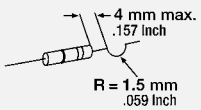	0.905	23	0.25	6.4	0.158	4	0.16	4	0.025	0.65	0.027	0.7	1/2 W

Forming pliers for cutting and bending components



4.724 Inch / 120 mm

2.47 / 67 g

- Safe bending, forming and preparation of component connections
- Non-reflecting surface
- ESD-safe

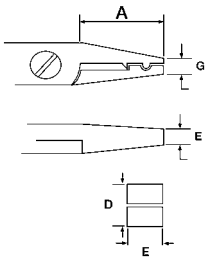

A = Jaw length
D = Height of tips
E = Width of tips
F = Length of forming

Model		A		D		E		F		Diodes		Capacitors		resistors
		Inch	mm	Inch	mm	Inch	mm	Inch	mm	Inch	mm	Inch	mm	
50788	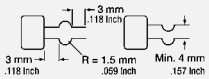	0.905	23	0.27	6.9	0.17	4.2			0.025	0.65	0.027	0.7	1/2 W

Forming pliers for cutting and bending



4.724 Inch / 120 mm

2.36 / 67 g

- Safe bending, forming and preparation of component connections
- Non-reflecting surface
- ESD-safe

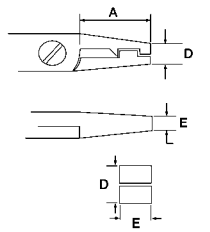

A = Jaw length
D = Height of tips
E = Width of tips
F = Length of forming

Model		A		D		E		F		Diodes		Capacitors		resistors
		Inch	mm	Inch	mm	Inch	mm	Inch	mm	Inch	mm	Inch	mm	
50789Z	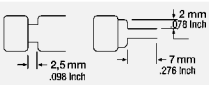	0.905	23	0.130	3.3	0.17	4.2			0.25	0.65	0.027	0.7	1/2 W

Forming plier for bending flat components

Forming plier for bending flat components, contacts, power transistors, Triac connections to a right angle.



4.724 Inch / 120 mm

3.00 / 85 g

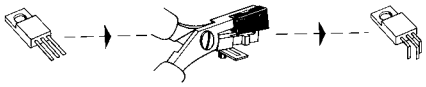

- Safe bending, forming and preparation of component connections, specially for integrated components and power transistors
- Non-reflecting surface
- ESD-safe

Model	K max.		M	
	Inch	mm	Inch	mm
500103A 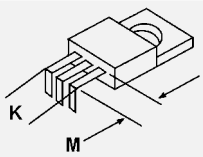	0.590	15	0.12 - 0.47	3 - 12

High precision forming pliers for Flat Packs, Quads

Forming plier for bending flat components, contacts, power transistors, Triac connections to a right angle.



4.724 Inch / 120 mm

3.53 / 100 g

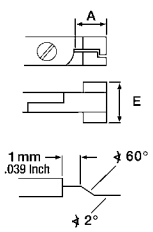

- Safe bending, forming and preparation of component connections, specially for integrated components and power transistors
- Non-reflecting surface
- ESD-safe

Model		K max.		M		A	
	Inch	mm	Inch	mm	Inch	mm	
80013C 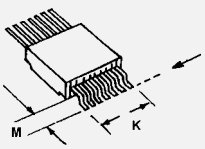	0.512	13	0.110	2.8	0.669	17	

High precision forming pliers for DIL pins

Forming plier for cutting and bending DIL pins through 90° in one operation.



4.724 Inch / 120 mm

3.46 / 98 g

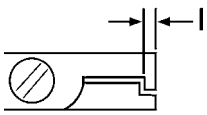

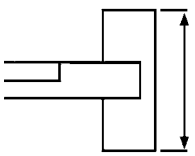

- Safe bending, forming and preparation of component connections, specially for integrated components and power transistors
- Non-reflecting surface
- ESD-safe
- Up to max. 20 DIL pins.

Model			E		F	
	Inch		mm	Inch	mm	
809IC			0.984	25	0.035	0.9



Tweezers

EREM MANUFACTURES A WIDE RANGE OF TWEEZERS.

ESD-safe

All tweezers with soft-grip are ESD-safe.

ERGONOMICALLY SHAPED HANDLES

- Ergonomically shaped handles reduce Carpal Tunnel Syndrome (CTS) and early hand fatigue
- Two-color, thermally insulated soft-grip handles made from soft foam material ensure high user comfort
- Manufactured from non-magnetic, acid-proof and stainless steel alloy



Pyroplast coating
The Pyroplast coating is not available on all Erem tweezers. It is made to order and requires a minimum order quantity.



Hardened steel

Tweezers made from hardened steel are typified by their particularly hard tips, which ensure great durability.
The tweezers are magnetic and the material may rust.

Titanium

Titanium tweezers are light weight and resistant to high temperatures.

Stainless steel

Tweezers made from stainless steel have robust tips and do not rust. The material is less hard than hardened steel.

Erem Special stainless steel

This alloy is non-magnetic. The tweezers do not rust and are acid-proof and heat-resistant up to 300°C (512°F).

POINTED TIPS
for precision work



LARGE SELECTION
of matching SMD tweezers and cutting tweezers for individual applications

L'IMPULSION | Retrouvez nous sur www.limpulsion.fr

Precision tweezers

Precision tweezers: Pointed tips straight

- For applications in microelectronics, jewelrymaking, watchmaking, medicine and laboratory technology
- Suitable for delicate standard applications and precision work on small components or wires
- For all models with the suffix SA or SASL in the order number: Special stainless steel, non-magnetic, non-rusting, acid-proof, heat-resistant
- For all models with the suffix S in the order number: Stainless steel, robust tips, non-rusting, non-reflecting surface



3.150 Inch / 80 mm	Model	Weight oz.	Weight g	Material	Description
	**M5S**	0.21	6	Stainless steel	Micro-tweezers, very pointed tips, e.g. for precision work under a microscope.

4.252 Inch / 108 mm	Model	Weight oz.	Weight g	Material	Description
	**ACSA**	0.56	16	Special stainless steel	Precision tweezers with serrated finger grips for secure handling. For precise bending and holding of components or wires.
	**20AS** 	0.42	12	Special stainless steel	Precision tweezers with serrated finger grips and inside-serrated tips for secure handling. Guide pin to avoid overlapping of tips. For precise bending and holding of components or wires.

4.331 Inch / 110 mm	Model	Weight oz.	Weight g	Material	Description
	**3CSA**	0.39	11	Special stainless steel	Precision tweezers, standard model for delicate work.
	**3CSASL**	0.39	11	Special stainless steel	Precision tweezers, standard model for delicate work. Same as 3CSA, but economy model.
	**53CSA** 	0.39	11	Special stainless steel	Precision tweezers with anti-crush feature.Prevents damage to sensitive components. Tweezers relieved at front for secure handling.

4.724 Inch / 120 mm	Model	Weight oz.	Weight g	Material	Description
	**3SASL**	0.49	14	Special stainless steel	Precision tweezers with pointed tips for work in microelectronics. Same as 3SA, but economy model.
	**00BSA** 	0.71	20	Special stainless steel	Precision tweezers with pointed tips. Very robust. Suitable for standard applications, e.g. for assembly in electronics. Model same as OOSA, but with serrated finger grips for secure handling.
	**00CSA**	0.64	18	Special stainless steel	Precision tweezers with pointed tips. Very robust. Suitable for standard applications, e.g. for assembly in electronics. Model same as OOSA, but with shorter tips.
	**3SA**	0.49	14	Special stainless steel	Precision tweezers with pointed tips for work in microelectronics.
	**00DSA**	0.71	20	Special stainless steel	Precision tweezers with pointed tips. Very robust. Suitable for standard applications, e.g. for assembly in electronics. Model same as OOSA, but with serrated finger grips and inside-serrated tips for secure handling.
	**00SASL**	0.39	20	Special stainless steel	Precision tweezers with pointed tips. Very robust. Suitable for standard applications, e.g. for assembly in electronics. Same as OOSA, but economy model.
	**00SA**	0.71	20	Special stainless steel	Precision tweezers with pointed tips. Very robust. Suitable for standard applications, e.g. for assembly in electronics.
	**1SASL**	0.49	14	Special stainless steel	Precision tweezers with pointed tips for standard applications. Same as 1SA, but economy model.
	**1SA**	0.49	14	Special stainless steel	Precision tweezers with pointed tips for standard applications.
	**AAZ**	0.56	16	Stainless steel, nickel-plated	Precision tweezers with medium-pointed tips, nickel-plated. Suitable for electronic assembly tasks.

4.921 Inch / 125 mm	Model	Weight oz.	Weight g	Material	Description
	**AAS**	0.56	16	Stainless steel	Precision tweezers with fine but robust tips.
	**AASA**	0.56	16	Special stainless steel	Precision tweezers with fine but robust tips for standard applications.
	**AASASL**	0.56	16	Special stainless steel	Precision tweezers with fine but robust tips for standard applications. Same as AASA, but economy model.
	**AM**	0.60	17	Brass	Precision tweezers made from brass.

5.118 Inch / 130 mm	Model	Weight oz.	Weight g	Material	Description
	**249SA**	0.71	20	Special stainless steel, pointed synthetic tips (PPS)	Precision tweezers with pointed synthetic tips (PPS) and serrated finger grips for secure handling. Volume resistance 16 Ω/cm. Heat-resistant up to 250 °C (480 °F). Resistant to acids and molten soldering tin. Water-repellent.
	**249CER**	0.84	24	Special stainless steel, ceramic tips	Precision tweezers with ceramic tips and serrated finger grips for secure handling.

5.512 Inch / 140 mm	Model	Weight oz.	Weight g	Material	Description
	**RRS**	1.05	30	Stainless steel	Precision tweezers with strong tips for heavy-duty applications.
	**SSSA**	0.39	11	Special stainless steel	Precision tweezers with long, narrow grips and low tension, responds to minimal pressure. The long grips allow precision work close to heat sources.

5.906 Inch / 150 mm	Model	Weight oz.	Weight g	Material	Description
	**29SA**	0.92	26	Special stainless steel	Reverse-action tweezers with wide, rounded tips. For holding parts by reverse clamping action. Insulated handles, e.g. for protecting against heat.

6.299 Inch / 160 mm	Model	Weight oz.	Weight g	Material	Description
	**21SA** 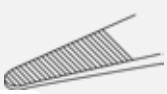	0.81	23	Special stainless steel	Precision tweezers with medium-pointed tips and serrated finger grips and inside-serrated tips for secure handling. Very robust. The long grips allow precision work close to heat sources.

Precision tweezers: Pointed tips straight relieved

- For precision work e.g. under a microscope
- Relieved shape facilitates excellent access to the most confined spaces
- For all models with the suffix SA or SASL in the order number: Special stainless steel, non-magnetic, non-rusting, acid-proof, heat-resistant
- For all models with the suffix S in the order number: Stainless steel, robust tips, non-rusting, non-reflecting surface



3.543 Inch / 90 mm	Model	Weight oz.	Weight g	Material	Description
	**M4AS**	0.32	9	Stainless steel	Micro-tweezers, very pointed tips, e.g. for working under a microscope.

4.331 Inch / 110 mm	Model	Weight oz.	Weight g	Material	Description
	**4SA**	0.45	13	Special stainless steel	Precision tweezers with very pointed tips.
	**4SASL**	0.46	13	Special stainless steel	Precision tweezers with very pointed tips. Same as 4SA, but economy model.

4.528 Inch / 115 mm	Model	Weight oz.	Weight g	Material	Description
	**5MBS**	0.42	12	stainless steel	Precision tweezers with extremely pointed tips (~ 0.03 x 0.07 mm/.002 Inch) for use in dissection procedures and working under a microscope. For use on soft materials only.
	**5FSA**	0.42	12	Stainless steel	Precision tweezers with extremely pointed tips (~ 0.05 x 0.1 mm/.003 Inch) for use in dissection procedures and working under a microscope. For use on soft materials only.
	**5SA**	0.42	12	Special stainless steel	Precision tweezers with very pointed tips, suitable for very fine wires.
	**5SASL**	0.42	12	Special stainless steel	Precision tweezers with very pointed tips, suitable for very fine wires. Same as 5SA, but economy model.
	**2SA**	0.56	16	Special stainless steel	Precision tweezers with medium-pointed tips.
	**2SASL**	0.56	16	Special stainless steel	Precision tweezers with medium-pointed tips. Same as 2SA, but economy model.

4.724 Inch / 120 mm	Model	Weight oz.	Weight g	Material	Description
	**258SA**	0.53	15	Special stainless steel, synthetics tips (PPS)	Precision tweezers with pointed synthetic tips (PPS) and serrated finger grips for secure handling. Volume resistance 16 Ω/cm. Heat-resistant up to 250 °C (480 °F). Resistant to acids and molten soldering tin. Water-repellent.

Precision tweezers: Pointed tips bent

- For applications in biology, medicine, laboratory technology and microelectronics
- Bent shape facilitates access to confined spaces
- For all models with the suffix SA or SASL in the order number: Special stainless steel, nonmagnetic, non-rusting, acid-proof, heat-resistant



4.331 Inch / 110 mm	Model	Weight		Material	Description
		oz.	g		
	**3CBS**	0.53	11	Stainless steel	Precision tweezers, curved 40°, with pointed tips, for precision work such as assembly on printed-circuit boards.

115 mm	Model	Weight		Material	Description
		oz.	g		
	**5CSA**	0.42	12	Special stainless steel	Precision tweezers, curved 30°, relieved. Pointed tips. Relieved shape at front of handle provides excellent visibility of the area to be worked on.
	**5BSA**	0.42	12	Special stainless steel	Precision tweezers, curved 30°, relieved. Pointed tips. Relieved shape at front of handle provides excellent visibility of the area to be worked on.
	**51SA**	0.42	12	Special stainless steel	Precision tweezers, curved 30°, relieved. Very pointed tips. Relieved shape at front of handle provides excellent visibility of the area to be worked on.
	**51SASL**	0.42	12	Special stainless steel	Precision tweezers, curved 30°, relieved. Very pointed tips. Relieved shape at front of handle provides excellent visibility of the area to be worked on. Same as 51SA, but economy model.
	**5ASA**	0.42	12	Special stainless steel	Precision tweezers, lightly curved 15°, relieved. Very pointed tips, e.g. for installing small components.
	**5ASASL**	0.42	12	Special stainless steel	Precision tweezers, lightly curved 15°, relieved. Very pointed tips, e.g. for installing small components. Same as 5ASA, but economy model.

L'IMPULSION | Retrouvez nous sur www.limpulsion.fr

Weller Erem

120 mm	Model	Weight oz.	Weight g	Material	Description
	**7SA**	0.53	15	Special stainless steel	Precision tweezers, curved, relieved, with pointed tips. Excellent handling in confined spaces.
	**7SASL**	0.53	15	Special stainless steel	Precision tweezers, curved, relieved, with pointed tips. Excellent handling in confined spaces. Same as 7SA, but economy model.

5.512 Inch / 140 mm	Model	Weight oz.	Weight g	Material	Description
	**65ASA**	0.39	11	Special stainless steel	Precision tweezers, curved 50°. Very pointed tips. For working with extra-small chips and other miniature components.

5.906 Inch / 150 mm	Model	Weight oz.	Weight g	Material	Description
	**24SA**	0.78	22	Special stainless steel	Precision tweezers, curved 40°, with robust pointed tips. Serrated finger grips and inside-serrated tips for secure handling. Guide pin to avoid overlapping of tips. Ideally suitable for soldering and assembly jobs.
	**30SA**	0.92	26	Special stainless steel	Reverse-action tweezers, curved 50°, with robust pointed tips. Fibreglass handles for protection against heat. Reverse clamping action for comfortably holding parts. Particularly suitable for soldering and assembly jobs.

L'IMPULSION Retrouvez nous sur www.limpulsion.fr

Precision tweezers: Flat round tips straight

- Suitable for all standard gripping applications and assembly jobs on printed-circuit boards, e.g. in the goldsmith and jewelry industries
- For all models with the suffix SA or SASL in the order number: Special stainless steel, nonmagnetic, non-rusting, acid-proof, heat-resistant



4.724 Inch / 120 mm	Model	Weight		Material	Description
		oz.	g		
	**2ASA**	0.53	15	Special stainless steel	Precision tweezers with flat rounded tips for gripping components. Tip width 2 mm/.078 Inch.
	**2ASASL**	0.53	15	Special stainless steel	Precision tweezers with flat rounded tips for gripping components. Tip width 2 mm/.078 Inch. Same as 2ASA, but economy model.
	**2ASASLT**	0.53	16	Special stainless steel	Precision tweezers with flat rounded tips for gripping components. Tip width 2 mm/.078 Inch. Same as 2ASA, but with Teflon®-coated tips for non-stick holding of self-adhesive parts.
	**2ASARU**	0.53	16	Special stainless steel	Precision tweezers with flat rounded tips for gripping components. Tip width 2 mm/.078 Inch. Same as 2ASA, but with coated tips for non-stick holding of self-adhesive parts.
	**52ASA** 	0.53	15	Special stainless steel	Precision tweezers with pointed, rounded and flexibly movable tips. Prevents damage to sensitive components.
	**25SA**	0.53	15	Special stainless steel	Precision tweezers with flat, round tips slightly wider than the 2ASARU model. Serrated finger grips for secure handling. For standard gripping jobs.

Precision tweezers with ergonomic handles

- This series offers models with thin shaped tips to suit every application
- Ergonomically shaped handles reduce hand fatigue and facilitates comfortable working
- Thermally insulated, soft foam handles, ESD-safe
- For all models with the suffix SA in the order number: Special stainless steel, non-magnetic, non-rusting, acid-proof, heat-resistant

4.724 Inch / 120 mm	Model	Weight		Material	Description
		oz.	g		
	**E5SA**	0.88	25	Special stainless steel, soft foam handles	Ergonomic precision tweezers with straight, very pointed tips for gripping fine wires.
	**E3CSA**	0.88	25	Special stainless steel, soft foam handles	Ergonomic precision tweezers with long, straight and pointed tips, e.g. for assembly jobs on printed-circuit boards.
	**E00SA**	1.05	30	Special stainless steel, soft foam handles	Ergonomic precision tweezers with straight, strong tips for standard applications. Very robust.
	**E00DSA**	1.05	30	Special stainless steel, soft foam handles	Model same as E00SA, but with inside-serrated tips.
	**E7SA**	0.99	28	Special stainless steel, soft foam handles	Ergonomic precision tweezers with curved strong tips, e.g. for working in confined spaces.
	**E2ASA**	1.05	30	Special stainless steel, soft foam handles	Ergonomic precision tweezers with straight, flat and rounded tips for simple gripping jobs. Tip width 2 mm/.078 Inch.
	**E15AGW**	1.05	30	Carbon-steel, soft foam handles	Cutting tweezers, carbon-steel tips.

L'IMPULSION | Retrouvez nous sur www.limpulsion.fr

SMD tweezers

SMD tweezers – Angled tips

- Suitable for perfect handling of chips and miniature components
- Suitable for assembling SMD printed-circuit boards or ceramic substrates
- Bent shape facilitates optimum access to confined spaces and provides excellent visibility of the area to be worked on
- For all models with the suffix CA in the order number: Special stainless steel, non-magnetic, non-rusting, acid-proof, heat-resistant



4.528 Inch / 115 mm	Model	Weight		Material	Description
		oz.	g		
	**102ACA** 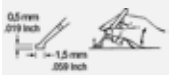	0.53	15	Special stainless steel	SMD tweezers, angled 45°, with pointed tips for vertical application.
	**102ACAX** 	0.49	14	Special stainless steel	SMD tweezers, angled 45°, with pointed tips for vertical application. Model same as 102ACA, but reverse clamping action for easy holding.
	**103ACA** 	0.53	15	Special stainless steel	SMD tweezers, angled 45°, with slightly wider tips for vertical application.

SMD tweezers – Round tips straight

- Suitable for gripping and holding round components and wires
- Blunted edges prevent damage to printed-circuit boards
- For all models with the suffix SA in the order number: Special stainless steel, non-magnetic, non-rusting, acid-proof, heat-resistant



4.331 Inch/ 110 mm	Model	Weight		Material	Description
		oz.	g		
	**39SA**	0.53	15	Special stainless steel	SMD tweezers with round tips, dia. 0.3 mm/.011 Inch. Serrated finger grips for secure handling. For gripping small wires and cylindrical components.
	**40SA**	0.53	15	Special stainless steel	SMD tweezers with round tips, dia. 0.4 mm/.015 Inch. Serrated finger grips for secure handling. For gripping small wires and cylindrical components.

4.724 Inch / 120 mm	Model	Weight oz.	Weight g	Material	Description
	**150SAMF**	0.46	13	Stainless steel	SMD tweezers with round, very narrow tips, dia. 1.2 – 2.5 mm/ .047 – .098 Inch. Serrated finger grips for secure handling. For gripping cylindrical components, mini MELFs, etc.
	**150SAD** 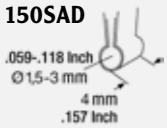	0.46	13	Stainless steel	SMD tweezers with round tips, dia. 1.5 – 3 mm/.059 –.118 Inch.Serrated finger grips for secure handling. For gripping cylindrical components, mini MELFs, etc.
	**150SA** 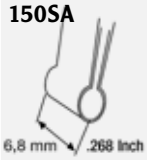	0.46	13	Special stainless steel	SMD tweezers with round tips, dia. 1.5 – 3 mm/.059 –.118 Inch. Serrated finger grips for secure handling. For gripping cylindrical components.
	**151SA** 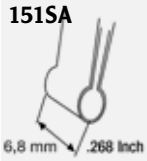	0.46	13	Special stainless steel	SMD tweezers with round tips, dia. 3 – 6 mm/.118 –.236 Inch. Serrated finger grips for secure handling. For gripping cylindrical components.

SMD tweezers – Round tips bent

- Suitable for gripping fine wires and cylindrical components
- Blunted edges prevent damage to printed-circuit boards
- For all models with the suffix SA in the order number: Special stainless steel, non-magnetic, non-rusting, acid-proof, heat-resistant



4.528 Inch / 115 mm	Model	Weight oz.	Weight g	Material	Description
	**150SAMB**	0.60	17	Special stainless steel	SMD tweezers, angled 40°, with round tips, dia. 1.2 – 2.5 mm / .047 – .098 Inch. Serrated finger grips for secure handling.
	**32BSA**	0.60	17	Special stainless steel	SMD tweezers, angled 45°, with round tips, dia. 5 mm/.197 Inch.
	**32BSA20**	0.60	17	Special stainless steel	SMD tweezers, angled 45°, with round tips, dia. 2 mm/.078
	**32BSA25**	0.60	17	Special stainless steel	SMD tweezers, angled 45°, with round tips, dia. 2.5 mm/.098 Inch.

Locking gripping tweezers

- Gripping tweezers enable the user to hold and manipulate particularly fine wires with a diameter from 0.3 mm/.011 Inch or insulated optical fibres with a diameter of between 1.5 mm/.059 Inch and 5 mm/.197 Inch
- Suitable as a ligature clamp in dentistry
- Can be disinfected and sterilized

4.724 Inch / 120 mm	Model	Weight		Material	Description
		oz.	g		
	**940AS**	0.60	17	Special stainless steel	Gripping tweezers with locking mechanism. The ring-shaped tip provides for secure handling up to a tensile force of 5 kg.

Wafer tweezers

- Suitable for 3" to 6" wafers
- Serrated finger grips for secure handling
- Wafer tweezers are available to order in various sizes and coatings
- For all models with the suffix SA in the order number: Special stainless steel, non-magnetic, non-rusting, acid-proof, heat-resistant

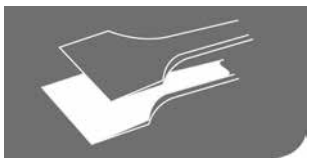

A = Paddle width
B = Paddle depth

4.921 Inch / 125 mm	Model	Weight		A	B	Material	Description
		oz.	g	mm	mm		
	**91SA**	0.53	15	12	7	Special stainless steel	Standard wafer tweezers for 3" and 4" wafers.

5.118 Inch / 130 mm	Model	Weight		A	B	Material	Description
		oz.	g	mm	mm		
	**608ASA**	0.81	23	30	8.5	Special stainless steel	Wafer tweezers with flat lower paddle and 6 upper fingers for protecting wafers against damage. For 6" wafers. Model same as 600ASA, but 30 mm/1.181 Inch wide.
	**600ASA**	0.81	23	19.5	8	Special stainless steel	Wafer tweezers with flat lower paddle and 6 upper fingers for protecting wafers against damage. For 6" wafers.

5.906 Inch / 150 mm	Model	Weight		A	B	Material	Description
		oz.	g	mm	mm		
	**141SAP**	1.06	30	30	8	Special stainless steel	Wafer tweezers, 150 mm with polyester tips for protecting Si, GaAs or Ti wafers against damage. For 4" - 6" wafers.

Cutting tweezers

- Suitable for cutting fine, soft wires and small components
- Delivers high-precision cuts
- Hardened cutting edges for long service life

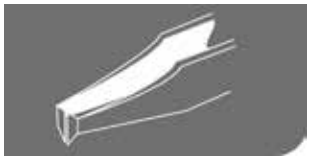

4.528 Inch / 115 mm

	Model	Weight		Material	Description
		oz.	g		
	**15AGW** 	0.92	26	Carbon Steel	Cutting tweezers with narrow oblique head. For soft wires up to dia. 0.25 mm/.010 Inch.
	**15AGS** 	0.74	21	Carbon Steel	Cutting tweezers with narrow oblique head. For soft wires up to dia. 0.25 mm/.010 Inch.
	**B15AGS**	0.74	21	Carbon Steel	Black cutting tweezers with narrow oblique head. For soft wires up to dia. 0.25 mm/.010 Inch.
	B15AGW	0.92	26	Carbon Steel	Black cutting tweezers with narrow oblique head. For soft wires up to dia. 0.25 mm/.010 Inch.

Stripping tweezers

- Suitable for stripping fine wires with PVC or Teflon® insulation
- Non-reflecting surface
- Please send a wire sample when ordering



4.724 Inch / 120 mm	Model	Weight		Material	Description
		oz.	g		
	**29Y30**	0.78	22	carbon steel	Miniature stripping tweezers, dia. 0.25 mm / .010 Inch (AWG 30). Carbon steel. Serrated finger grips for secure handling.
	**29Y32**	0.78	22	Carbon steel	Miniature stripping tweezers, dia. 0.2 mm / .007 Inch (AWG 32). Carbon steel. Serrated finger grips for secure handling.
	**29Y34**	0.78	22	Stainless steel	Miniature stripping tweezers, dia. 0.16 mm/.006 Inch (AWG 34). Stainless steel. Serrated finger grips for secure handling.
	**29Y36**	0.78	22	Stainless steel	Miniature stripping tweezers, dia. 0.13 mm/.005 Inch (AWG 36). Stainless steel. Serrated finger grips for secure handling.
	**29Y40**	0.78	22	Stainless steel	Miniature stripping tweezers, dia. 0.08 mm/.003 Inch (AWG 40). Stainless steel. Serrated finger grips for secure handling.

4.724 Inch / 120 mm	Model	Weight		Material	Description
		oz.	g		
	**29W30**	0.99	28	Stainless steel	Stripping tweezers with synthetic fibre handle. For wires of dia. 0.25 – 0.3 mm / .010 – .011 Inch (AWG 30 – 28).For standard and Teflon® insulation.
	XB29W301				Spare blade for 29W30

Extraction tweezers

- Suitable for extracting contacts from the rear of a plug connector

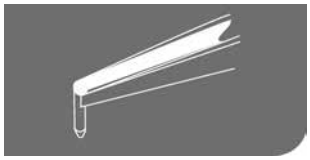

4.724 Inch / 120 mm	Model	Weight		Material	Description
		oz.	g		
	**024C**	0.53	11	Stainless steel	Extraction tweezers for Sub-D connectors. Stainless steel. Outside Ø 2.15 mm/0.08 Inch (A), Inside Ø 1.75 mm/0.07 Inch (B), tip length 8 mm

Special tools

IC AND SMD TOOLS, FIBER-OPTIC TOOLS





IC and SMD tools

IC and SMD tools with precise fine adjustment for inserting, extracting, straightening and cutting IC and SMD components



Fibre optic tools

High-precision tools for optical fibers for professional stripping, suitable for cutting Kevlar® silks, VectranTM-sheathed wires, etc.

IC and SMD tools

IC and SMD tools for inserting, extracting, straightening and cutting IC and SMD components



4.724 Inch / 120 mm

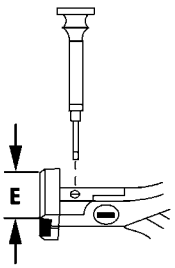

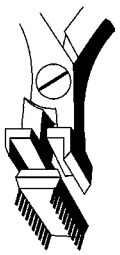

- Non-reflecting surface
- ESD-safe
- One screwdriver included for fine adjustments.

Model		E		Width		
		Inch	mm	Inch	mm	
505C	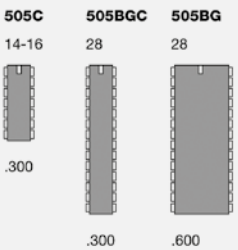	0.787	20	0.3	7.62	Inserting and extracting 14-16 pins
505BG		1.417	36	0.591	15	Inserting and extracting 28 pins
505BGC		1.417	36	0.300	7	Inserting and extracting pliers, 28 pins

Pliers for straightening



5.118 Inch / 130 mm

4.232 / 120 g

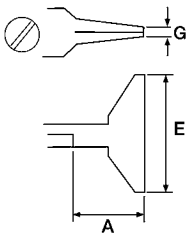

- Practical straightening tool, suitable for straightening contacts, DIL/IC connections.
- Non-reflecting surface
- ESD-safe
- Up to 16 connections possible.

Model			A		E		G	
			Inch	mm	Inch	mm	Inch	mm
808G	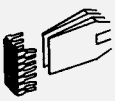		0.906	23	1.653	42	0.039	1

Tip cutter – straight short relieved head



4.331 Inch / 110 mm

1.693 oz. / 48 g

- Suitable for cutting SMD and micro-package contacts.
- High-precision tip cutter
- For connections of SMD micro-packages up to 0.25 mm / .010 inch, also for pitches smaller than 1/20".
- For µ pitches below 0.5 mm / .019 inch, you will need the 670EPF

Model	Cut	A		B		C		D	
		Inch	mm	Inch	mm	Inch	mm	Inch	mm
670EP	 Flush	0.118	3	0.354	9	0.236	6	0.709	18

Tip cutter – angled narrow head



4.528 Inch / 115 mm
2.399 oz. / 68 g
30°

- High precision tip cutter, bent.
- Practical rework tool.
- For cutting DIL contacts directly on the component.
- Ideal for densely printed boards.
- Non-reflecting surface
- ESD-safe

Model	Cut	A		B		C		D		Max. cutting capability in mm		
		Inch	mm	Inch	mm	Inch	mm	Inch	mm	Hard wire	Medium hardness	Copper wire
593AE	Flush	0.157	4	0.433	11	0.236	6	1.024	26		ø 0,4	ø 1,0

3900KC

Kit for SMD work

Order No. 3900KC

- For SMD assembly and repair applications.
- 6-pieces tool kit with monitored discharging ESD handles.
- Special tool steel.
- High-quality precision tweezers, non-magnetic.
- In an ESD-safe plastic case.



Scope of supply	Model	Description
	102ACA	SMD tweezers, angled 45°, with pointed tips for vertical application.
	103ACA	SMD tweezers, angled 45°, with slightly wider tips for vertical application.
	150SAMB	SMD tweezers, angled 40°, with round tips, dia. 1.2 – 2.5 mm / .047 – .098 Inch. Serrated finger grips for secure handling.
	150SAMF	SMD tweezers with round, very narrow tips, dia. 1.2 – 2.5 mm/ .047 – .098 Inch. Serrated finger grips for secure handling. For gripping cylindrical components, mini MELFs, etc.
	51SA	Precision tweezers, curved 30°, relieved. Very pointed tips. Relieved shape at front of handle provides excellent visibility of the area to be worked on.
	670EP	Tip cutter – straight short relieved head

L'IMPULSION | Retrouvez nous sur www.limpulsion.fr
Weller Erem

High precision stripping pliers

Side stripping 0.06 mm – 0.6 mm .002 Inch – .023 Inch (AWG 42 – 24)



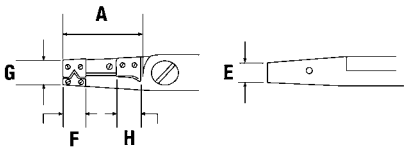

A = Jaw length
E = Width of tips
F = Depth of interchangeable blade
G = Total height of both tips
H = Length of cutting blade

4.724 Inch / 120 mm
2.82 / 80 g

- Robust, high-precision tools for use in electronics and aeronautical engineering
- The required diameter is set by means of screws
- Screwdriver and key are included
- Interchangeable blades
- ESD-safe
- Unique precision for damage-free stripping of fine wires.
- Suitable for all types of insulation, Teflon®, Tefzel and optical fibres.
- Unlimited stripping length thanks to side stripping
- Suitable for simple and precise stripping of optical fibres
- Non-reflecting surface

Model	A		E		F		G		H		Wire diameter	
	Inch	mm	Inch	mm	Inch	mm	Inch	mm	Inch	mm	Inch	mm
552S	0.82	21	0.24	6	0.24	6	0.43	11	0.354	9	0.002 - 0.024	0,06 - 0,6

Special applications: Kevlar® silks



4.528 Inch / 115 mm
2.36 oz. / 67 g

- Side cutter, suitable for cutting Kevlar® silks.
- Avoid any other application than cutting kevlar silks to not damage the tool

Model	Cut	A		B		C		D	
		Inch	mm	Inch	mm	Inch	mm	Inch	mm
599F0		0.472	12	0.433	11	0.24	6	0.748	19

Special applications: Special tool steel



4.528 Inch / 115 mm

2.36 oz. / 67 g

- Side cutter for cutting Kevlar® silks, Vectran™-sheated wires, optical fibres and small stainless wires.
- Side cutter with cutting edges made from tungsten carbide.

Model	Cut	A		B		C		D	
		Inch	mm	Inch	mm	Inch	mm	Inch	mm
599TF0	Semi-flush	0.472	12	0.43	11	0.24	6	0.748	19

Kits

SWISS HIGH PRECISION TOOLS IN A KIT

LARGE SELECTION
of tool kits with high-quality precision tools

OPTIMUM COMBINATION
of suitable precision tools for many applications, e.g. in microelectronics, medicine or biology



ESD-SAFE PLASTIC CASE
with padded foam inlay

L'IMPULSION | Retrouvez nous sur www.limpulsion.fr

3600KU

Erem Toolset Universal

Order No. 3600KU

- For use in electronics assembly, the watchmaking industry, medicine or dentistry.
- 11-piece tool kit with monitored discharging ESD handles.
- Special tool steel, non-reflecting surface, resharpenable (cutter).
- High-quality precision tweezers, non-magnetic, for assembly work in electronics and light engineering.
- Precision screwdriver with hardened, durable tips, for precision working in confined areas.
- In an ESD-safe plastic case.



Scope of supply	Model	Description
	2412E	Side cutter – oval head
	2442P	Flat nose pliers with smooth jaws and precision-machined edges.
	2ASASL	Precision tweezers with flat rounded tips for gripping components. Tip width 2 mm/.078 Inch. Same as 2ASA, but economy model.
	622NB	Side cutter – pointed relieved head
	AASA	Precision tweezers with fine but robust tips for standard applications.
	XP600	Precision-Screwdriver Set, 6 parts (4 screwdriver: 1,5 x 60 mm / .059 x 2.362 Inch, 2,0 x 60mm / .078 x 2.362 Inch, 2.5 x 60 mm / .098 x 2.362 Inch, 3,0 x 60 mm / .118 x 2.362 Inch, 2 Philipps No. 0 and No. 00)

3900KC

Kit for SMD work

Order No. 3900KC

- For SMD assembly and repair applications.
- 6-pieces tool kit with monitored discharging ESD handles.
- Special tool steel.
- High-quality precision tweezers, non-magnetic.
- In an ESD-safe plastic case.



Scope of supply	Model	Description
	102ACA	SMD tweezers, angled 45°, with pointed tips for vertical application.
	103ACA	SMD tweezers, angled 45°, with slightly wider tips for vertical application.
	150SAMB	SMD tweezers, angled 40°, with round tips, dia. 1.2 – 2.5 mm / .047 – .098 Inch. Serrated finger grips for secure handling.
	150SAMF	SMD tweezers with round, very narrow tips, dia. 1.2 – 2.5 mm/ .047 – .098 Inch. Serrated finger grips for secure handling. For gripping cylindrical components, mini MELFs, etc.
	51SA	Precision tweezers, curved 30°, relieved. Very pointed tips. Relieved shape at front of handle provides excellent visibility of the area to be worked on.
	670EP	Tip cutter – straight short relieved head

L'IMPULSION | Retrouvez nous sur www.limpulsion.fr

Weller Erem

2400KMS

Erem 2400 MagicSense

Order No. 2400KMS

- For use in electronics, PCB assembly, wire and connection handling.
- 3-pieces tool kit.
- MagicSense moulded handle with soft touch for increased comfort and grip.
- Induction-hardened cutting edges in Rockwell hardness 64-65 HRc, high grade of hardness for exceptionally long life.
- High-grade tool steel, non-reflecting surface, ESD-safe, resharpenable
- In an ESD-safe plastic case.



Scope of supply	Model	Description
	2411P	Needle nose pliers with very precise, smooth and rounded jaws.
	2412E	Side cutter – oval head
	2482E	Tip cutter - angled narrow head. Suitable for working on printed-circuit boards, component connections, can be used in both 90° and 180° applications

3300TPS

Erem Tweezers Prime Selection

Order No. 3300TPS

- High-quality precision tweezers for use in microelectronics, light engineering, laboratory work, biology and medicine.
- 3-pieces tweezers kit.
- Special stainless steel, non-magnetic, non-rusting, acid-proof.
- In an ESD-safe plastic case.



Scope of supply	Model	Description
	2ASA	Precision tweezers with flat rounded tips for gripping components. Tip width 2 mm/.078 Inch.
	3SA	Precision tweezers with pointed tips for work in microelectronics.
	7SASL	Precision tweezers, curved, relieved, with pointed tips. Excellent handling in confined spaces. Same as 7SA, but economy model.

L'IMPULSION
Retrouvez nous sur
www.limpulsion.fr

3400TSMDU

Erem SMD Tweezers - Universal

Order No. 3400TSMDU

- High-quality precision tweezers for SMD work with assorted shapes of chip, SOT, MELFs, mini MELFs, flatpacks.
- 4-piece tweezer kit.
- Blunted edges prevent PCB damage.
- Special stainless steel, non-magnetic, non-rusting, acid-proof.
- In an ESD-safe plastic case.



Scope of supply	Model	Description
	102ACAX	SMD tweezers, angled 45°, with pointed tips for vertical application. Model same as 102ACA, but reverse clamping action for easy holding.
	103ACA	SMD tweezers, angled 45°, with slightly wider tips for vertical application.
	150SAMF	SMD tweezers with round, very narrow tips, dia. 1.2 – 2.5 mm/ .047 – .098 Inch. Serrated finger grips for secure handling. For gripping cylindrical components, mini MELFs, etc.
	7SASL	Precision tweezers, curved, relieved, with pointed tips. Excellent handling in confined spaces. Same as 7SA, but economy model.

3500TP

Erem Premium Tweezers

Order No. 3500TP

- High-quality precision tweezers for microelectronics, light engineering and SMD work.
- 5-piece tweezer kit.
- Blunted edges prevent PCB damage.
- Special stainless steel, non-magnetic, non-rusting, acid-proof.
- In an ESD-safe plastic case.



Scope of supply	Model	Description
	102ACA	SMD tweezers, angled 45°, with pointed tips for vertical application.
	15AGW	Cutting tweezers with narrow oblique head. For soft wires up to dia. 0.25 mm/.010 Inch.
	2ASA	Precision tweezers with flat rounded tips for gripping components. Tip width 2 mm/.078 Inch.
	3SA	Precision tweezers with pointed tips for work in microelectronics.
	7SASL	Precision tweezers, curved, relieved, with pointed tips. Excellent handling in confined spaces. Same as 7SA, but economy model.

L'IMPULSION | Retrouvez nous sur www.limpulsion.fr

Weller Erem

Originating from a tiny metalworking company in 1921, the Xcelite® brand of precision hand tools has been a favorite of service technicians for over 85 years. It is now known throughout the electronics industry for its full line of high-quality precision screwdrivers, nutdrivers, pliers, cutters, interchangeable-blade sets, specialized tools and kits.

Xcelite® by Weller®



Knives & Blades	380
Shear cutters and pliers	381
Screwdriver and nutdriver sets	382
Service kits and sets	386
Tool cases	392



Precision Tools Xcelite®

Screw- and nutdrivers, knifes and blades,
shear cutters and pliers, service kits and tool cases



L'IMPULSION | Retrouvez nous sur www.limpulsion.fr

Knives & Blades

Knives

	Order no.	Description	Size	
			Inch	mm
	XN100	Knife, Light duty for soft material	5 13/16	148
	**XN200**	Knife, Medium duty for hard material	5 3/4	146
	**XN210**	Knife, Heavy duty plastic handle for coars jobs	5 7/16	137
	**XNS100**	Light and medium duty knife set. Contains 10 assorted blades: XN100, XN200, XNB103 (2 pcs.), XNB105 (2 pcs.), XNB101, XNB203, XNB205 (2 pcs.), XNB201		

Blades for XN100

	Order No.	Description	Pack quantity
	**XNB101**	Blade, Standard	5
	**XNB103**	Blade, Fine pointed	5
	**XNB103B**	Blade, Fine pointed	100
	**XNB105**	Blade, Stencil	5

Blades for XN200 and XN210

	Order No.	Description	Pack quantity
	**XNB201**	Blade, Chisel	5
	**XNB203**	Blade, General purpose	5
	**XNB205**	Blade, Pointed	5

L'IMPULSION | Retrouvez nous sur www.limpulsion.fr

Xcelite by Weller

Shear cutters and pliers

Shear cutter - general purpose

- Low profile, general-purpose cutter
- Superior blade by-pass shear cutting action
- Greatly reduced mechanical shock delivered to the work
- ESD safe
- Soft grips and feature safety clips
- Flush cuts soft wire up to 20 AWG (0.8 mm)



Order no.	Description	Size	
		Inch	mm
170MN	Shearcutter - General purpose, 127 mm (5 Inch)	5	127
175MN	Shearcutter with safety clips, soft handles	5	127

Sheet metal Snip



Order no.	Description	Size	
		Inch	mm
86NCG	Snip, electronic	6.5	165

Wire Stripper & Cutters

- Adjustable for different wire strengths



Order no.	Description	Size	
		Inch	mm
100XV	Wire Stripper & Cutter, adjustable	5	127
101SNV	Wire Stripper & Cutter, spring-opening	5	127

L'IMPULSION Retrouvez nous sur www.limpulsion.fr

Screwdriver and nutdriver sets

M60N

Mini Screwdriver Set with Slotted/ Phillips Screwdrivers (7 pcs.)

Order No. M60N



RATCHET MIDGET 5PCE KIT XL75V

Offset Ratches Screwdriver Set

Order No. XL75VN



PS88N

Hex Socket Screwdriver Set - Inch Size

Order No. PS88N



Scope of Supply	Order no.	Description	Length		Colour
			Inch	mm	
	P0	Screwdriver, Midget, Philipps No. 0	3.504	89	blue
	P141	Screwdriver, Midget, 1/8" (3,18 mm)	3.504	89	amber
	P181	Screwdriver, Midget, 1/8" (3,18 mm)	3.504	89	red
	P1N	Screwdriver, Midget, Philipps No. 1	3.504	89	brown
	P2	Screwdriver, Midget, Philipps No. 2	3.504	89	amber
	P3161	Screwdriver, Midget, 3/16" (4,76 mm)	3.504	89	orange
	P3321N	Screwdriver, Midget, 3/32" (2,38 mm)	3.504	89	green
	P5321	Screwdriver, Midget, 5/32" (3,97 mm)	3.504	89	black
	TA2	Torque amplifier handle			Black

PS89N

Hex Socket Set – Inch Size

Order No. PS89N



Scope of Supply	Order no.	Description	Length	
			Inch	mm
	P18	Screwdriver, Midget, Hex, 0,028" (0,71 mm)	3.504	89
	P19	Screwdriver, Midget, Hex, 0,035" (0,89 mm)	3.504	89
	P20	Screwdriver, Midget, Hex, 0,050" (1,27 mm)	3.504	89
	P21	Screwdriver, Midget, Hex, 1/16" (1,59 mm)	3.504	89
	P22N	Screwdriver, Midget, Hex, 5/64" (1,98 mm)	3.504	89
	P23	Screwdriver, Midget, Hex, 3/32" (2,38 mm)	3.504	89
	P24	Screwdriver, Midget, Hex, 1/8" (3,18 mm)	3.504	89
	P764	Screwdriver, Midget, Hex, 7/64" (2,78 mm)	3.504	89
	TA2	Torque amplifier handle		

PS90MMN

Hex Socket Set – Metric Size

Order No. PS90MMN



Scope of Supply	Order no.	Description	Length	
			Inch	mm
	P71	Screwdriver, Midget, Hex, 1,27 mm	3.504	89
	P72	Screwdriver, Midget, Hex, 1,5 mm	3.504	89
	P73	Screwdriver, Midget, Hex, 0,89 mm	3.504	89
	P74	Screwdriver, Midget, Hex, 2,5 mm	3.504	89
	P75	Screwdriver, Midget, Hex, 3 mm	3.504	89
	P76	Screwdriver, Midget, Hex, 4 mm	3.504	89
	P77	Screwdriver, Midget, Hex, 5 mm	3.504	89
	P78	Screwdriver, Midget, Hex, 0,89 mm	3.504	89
	TA2	Torque amplifier handle		

PS120N

Nutdriver Set – Inch Size

Order No. PS120N



Scope of Supply	Order no.	Description	Length		Colour
			Inch	mm	
	P10N	Nutdriver, Midget, 5/16" (7,94 mm)	3.504	89	amber
	P11	Nutdriver, Midget, 11/32" (8,73 mm)	3.504	89	Green
	P12	Nutdriver, Midget, 3/8" (9,53 mm)	3.504	89	blue
	P3	Nutdriver, Midget, 3/32" (2,38 mm)	3.504	89	green
	P3321N	Screwdriver, Midget, 3/32" (2,38 mm)	3.504	89	green
	P4N	Nutdriver, Midget, 1/18" (3,18 mm)	3.504	89	red
	P5N	Nutdriver, Midget, 5/32" (3,97 mm)	3.504	89	amber
	P6N	Nutdriver, Midget, 3/16" (4,76 mm)	3.504	89	black
	P7	Nutdriver, Midget, 7/32" (5,56 mm)	3.504	89	brown
	P8N	Nutdriver, Midget, 1/4" (6,35 mm)	3.504	89	red
	P9	Nutdriver, Midget, 9/32" (7,14 mm)	3.504	89	orange
	TA2	Torque amplifier handle			Black

L'IMPULSION Retrouvez nous sur www.limpulsion.fr Xcelite by Weller

PS121MMN

Nutdriver Set – Metric Size

Order No. PS121MMN



Scope of Supply	Order no.	Description	Length	
			Inch	mm
	P10MM	Nutdriver, Midget, 10 mm (0,394")	3.504	89
	P35MM	Nutdriver, Midget, 3,5 mm (0,138")	3.504	89
	P3MM	Nutdriver, Midget, 3 mm (0,118")	3.504	89
	P45MM	Nutdriver, Midget, 4,5 mm (0,177")	3.504	89
	P4MM	Nutdriver, Midget, 4 mm (0,157")	3.504	89
	P55MM	Nutdriver, Midget, 5,5 mm (0,217")	3.504	89
	P5MM	Nutdriver, Midget, 5 mm (0,197")	3.504	89
	P6MM	Nutdriver, Midget, 6 mm (0,236")	3.504	89
	P7MM	Nutdriver, Midget, 7 mm (0,276")	3.504	89
	P8MM	Nutdriver, Midget, 8 mm (0,315")	3.504	89
	TA2	Torque amplifier handle		

L'IMPULSION Retrouvez nous sur www.limpulsion.fr

Service kits and sets

99MPN

Multi-purpose Tool Kit

Order No. 99MPN



Scope of Supply	Order No.	Description
	9912N	Blade, Nutdriver, 3/8"
	9914	Blade, Nutdriver, 7/16"
	9916N	Blade, Nutdriver, 1/2"
	991X	Ratching Handle
	9920N	Blade, Screwdriver, Allen Hex Type, 0,050"
	9921N	Blade, Screwdriver, Allen Hex Type, 1/16"
	9922N	Blade, Screwdriver, Allen Hex Type, 5/64"
	9923N	Blade, Screwdriver, Allen Hex Type, 3/32"
	9924N	Blade, Screwdriver, Allen Hex Type, 1/8"
	9925N	Blade, Screwdriver, Allen Hex Type, 5/32"
	9926N	Blade, Screwdriver, Allen Hex Type, 3/16"
	994N	T-Handle, black
	9961N	Blade, Bristol 6-flute Multiple Spline, 0,048"
	996N	Blade, Nutdriver, 3/16"
	99764N	Blade, Screwdriver, Allen Hex Type, 7/64"
	997N	Blade, Nutdriver, 7/32"
	99820N	Blade, Screwdriver, Phillips No. 0
	99821N	Blade, Screwdriver, Phillips No. 1
	99822N	Blade, Screwdriver, Phillips No. 2
	998MN	Blade, Nutdriver, magnetic, 1/4"
	998N	Blade, Nutdriver, 1/4"
	99X5N	Extension 4"
	T9910N	Blade, Nutdriver, 5/16"
	T9911N	Blade, Nutdriver, 11/32"
	T99964N	Blade, Screwdriver, Allen Hex Type, 9/64"
	T999N	Blade, Nutdriver, 9/32"

L'IMPULSION | Retrouvez nous sur www.limpulsion.fr

Xcelite by Weller

99SPC

Personal Computer Repair Kit

Order No. 99SPC



Scope of Supply	Order No.	Description
	9910XTDN	Torx Blade No. 10
	9915XTDN	Torx Blade No. 15
	991X	Ratching Handle
	996N	Blade, Nutdriver, 3/16"
	99811N	Blade, Screwdriver, Slotted, 3/16"
	99820N	Blade, Screwdriver, Phillips No. 0
	99821N	Blade, Screwdriver, Phillips No. 1
	998N	Blade, Nutdriver, 1/4"
	E1	IC-Inserter
	R1	Gripping Tool
	T1	Tweezer
	X1	IC-Extractor

99PS40N

Allen Hex Set – Inch Size

Order No. 99PS40N



Scope of Supply	Order No.	Description
	991X	Ratching Handle
	9920N	Blade, Screwdriver, Allen Hex Type, 0,050"
	9921N	Blade, Screwdriver, Allen Hex Type, 1/16"
	9922N	Blade, Screwdriver, Allen Hex Type, 5/64"
	9923N	Blade, Screwdriver, Allen Hex Type, 3/32"
	9924N	Blade, Screwdriver, Allen Hex Type, 1/8"
	9925N	Blade, Screwdriver, Allen Hex Type, 5/32"
	9926N	Blade, Screwdriver, Allen Hex Type, 3/16"
	99764N	Blade, Screwdriver, Allen Hex Type, 7/64"
	99X5N	Extension 4"
	T99964N	Blade, Screwdriver, Allen Hex Type, 9/64"

99PS41MMN

Allen Hex Set – Metric Size

Order No. 99PS41MMN



Scope of Supply	Order No.	Description
	991X	Ratching Handle
	9971MMN	Blade, Screwdriver, Allen Hex, 1,27 mm
	9972MMN	Blade, Screwdriver, Allen Hex, 1,5 mm
	9973MMN	Blade, Screwdriver, Allen Hex, 2 mm
	9974MMN	Blade, Screwdriver, Allen Hex, 2,5 mm
	9975MMN	Blade, Screwdriver, Allen Hex, 3 mm
	9976MMN	Blade, Screwdriver, Allen Hex, 4 mm
	9977MM	Blade, Screwdriver, Allen Hex, 5 mm
	99X5N	Extension 4"

99PS40BPN

Ballpoint Screwdriver Set – Inch Size

Order No. 99PS40BPN



Scope of Supply	Order No.	Description
	991X	Ratching Handle
	9920BPN	Blade, Screwdriver, Allen Hex Type, Ballpoint, 0,050"
	9921BPN	Blade, Screwdriver, Allen Hex Type, Ballpoint, 1/16"
	9922BPN	Blade, Screwdriver, Allen Hex Type, Ballpoint, 5/64"
	9923BPN	Blade, Screwdriver, Allen Hex Type, Ballpoint, 3/32"
	9924BPN	Blade, Screwdriver, Allen Hex Type, Ballpoint, 1/8"
	9925BPN	Blade, Screwdriver, Allen Hex Type, Ballpoint, 5/32"
	9926BPN	Blade, Screwdriver, Allen Hex Type, Ballpoint, 3/16"
	99764BPN	Blade, Screwdriver, Allen Hex Type, Ballpoint, 7/64"
	99964BPN	Blade, Screwdriver, Allen Hex Type, Ballpoint, 9/64"
	99X5N	Extension 4"

L'IMPULSION Retrouvez nous sur www.limpulsion.fr Xcelite by Weller

99PS41MMBPN

Ballpoint Screwdriver Set Metric Size

Order No. 99PS41MMBPN



Scope of Supply	Order No.	Description
	991X	Ratching Handle
	9971MMBPN	Blade, Screwdriver, Allen Hex Type, Ballpoint, 1,27 mm
	9972MMBPN	Blade, Screwdriver, Allen Hex Type, Ballpoint, 1,5 mm
	9973MMBPN	Blade, Screwdriver, Allen Hex Type, Ballpoint, 2 mm
	9974MMBPN	Blade, Screwdriver, Allen Hex Type, Ballpoint, 2,5 mm
	9975MMBPN	Blade, Screwdriver, Allen Hex Type, Ballpoint, 3 mm
	9976MMBPN	Blade, Screwdriver, Allen Hex Type, Ballpoint, 4 mm
	9977MMBPN	Blade, Screwdriver, Allen Hex Type, Ballpoint, 5 mm
	99X5N	Extension 4"

99PS50N

Screwdriver & Nutdriver Set

Order No. 99PS50N



Scope of Supply	Order No.	Description
	9912N	Blade, Nutdriver, 3/8"
	991X	Ratching Handle
	99250N	Blade, Screwdriver, Slotted, 1/4"
	996N	Blade, Nutdriver, 3/16"
	997N	Blade, Nutdriver, 7/32"
	99811N	Blade, Screwdriver, Slotted, 3/16"
	99821N	Blade, Screwdriver, Phillips No. 1
	99822N	Blade, Screwdriver, Phillips No. 2
	998N	Blade, Nutdriver, 1/4"
	99X5N	Extension 4"
	T9910N	Blade, Nutdriver, 5/16"
	T9911N	Blade, Nutdriver, 11/32"
	T999N	Blade, Nutdriver, 9/32"

99PS51MMN

Nutdriver Set – Metric Size

Order No. 99PS51MMN



Scope of Supply	Order No.	Description
	9910MMN	Blade, Nutdriver, 10 mm
	9911MMN	Blade, Nutdriver, 11 mm
	991X	Ratching Handle
	9945MMN	Blade, Nutdriver, 4,5 mm
	994MMN	Blade, Nutdriver, 4 mm
	9955MMN	Blade, Nutdriver, 5,5 mm
	995MMN	Blade, Nutdriver, 5 mm
	996MMN	Blade, Nutdriver, 6 mm
	997MM	Blade, Nutdriver, 7 mm
	998MMN	Blade, Nutdriver, 8 mm
	999MMN	Blade, Nutdriver, 9 mm
	99X5N	Extension 4"

99PS60N

Bristol Multiple Spline Socket Screwdriver Set

Order No. 99PS60N



Scope of Supply	Order No.	Description
	991X	Ratching Handle
	9961N	Blade, Bristol 6-flute Multiple Spline, 0,048"
	9962N	Blade, Bristol 6-flute Multiple Spline, 0,060"
	9963N	Blade, Bristol 4-flute Multiple Spline, 0,069"
	9964N	Blade, Bristol 6-flute Multiple Spline, 0,072"
	9965	Blade, Bristol 4-flute Multiple Spline, 0,076"
	9966N	Blade, Bristol 6-flute Multiple Spline, 0,096"
	9967N	Blade, Bristol 6-flute Multiple Spline, 0,111"
	9968	Blade, Bristol 6-flute Multiple Spline, 0,145"
	9969N	Blade, Bristol 6-flute Multiple Spline, 0,183"
	99X5N	Extension 4"

L'IMPULSION Retrouvez nous sur www.limpulsion.fr Xcelite by Weller

99XTD7N

Torx Screwdriver Tool Set

Order No. 99XTD7N



Scope of Supply	Order No.	Description
	9910XTDN	Torx Blade No. 10
	9915XTDN	Torx Blade No. 15
	991X	Ratching Handle
	9920XTDN	Torx Blade No. 20
	9925XTDN	Torx Blade No. 25
	9927XTD	Torx Blade No. 27
	9930XTD	Torx Blade No. 30

L'IMPULSION Retrouvez nous sur www.limpulsion.fr

Tool cases

XL70

Offset Ratchet Screwdriver Set

Order No. XL70N



Scope of Supply	Order No.	Description
	XL10	Allen Hex Screw Bit 5/32" (3,97 mm)
	XL12	Allen Hex Screw Bit 3/16" (4,76 mm)
	XL14	Allen Hex Screw Bit 7/32" (5,56 mm)
	XL16	Allen Hex Screw Bit 1/4" (6 mm)
	XL17	Slotted Screw Bit 1/4" (6 mm)
	XL18	Allen Hex Screw Bit 5/16" (7,94 mm)
	XL20	Phillips Screw Bit No. 1
	XL21	Phillips Screw Bit No. 2
	XL24	Adapter bit
	XL25	Slotted Screw Bit 3/16" (4,76 mm)
	XL27	Offset Ratchet, reversible
	XL3	Allen Hex Screw Bit 0,050" (1,27 mm)
	XL4	Allen Hex Screw Bit 1/16" (1,54 mm)
	XL5	Allen Hex Screw Bit 5/64" (1,98 mm)
	XL50X	Screwdriver Extension
	XL6	Allen Hex Screw Bit 3/32" (2,38 mm)
	XL7	Allen Hex Screw Bit 7/64" (1,54 mm)
	XL8	Allen Hex Screw Bit 1/8" (3,17 mm)
	XL9	Allen Hex Screw Bit 9/64" (3,57 mm)

L'IMPULSION | Retrouvez nous sur www.limpulsion.fr

Xcelite by Weller

			up to Watts	Channels	Soldering Irons	Desoldering Iron	Hot Air Iron	Soldering Bath	Preheating Plate
	**WXR 3**	WX performance	600	3	WXP 65 WXP 80 WXP 90 WXP 120 WXP 200 WXMP (MS) WX MT (MS)	WXDP 120 WXDV 120	WX HAP 200	WXSB 200	WXHP 120
	**WXD 2**	WX performance	255	2	WXP 65 WXP 80 WXP 90 WXP 120 WXP 200 WXMP (MS) WX MT (MS)	WXDP 120 WXDV 120	–	WXSB 200	WXHP 120
	**WXA 2**	WX performance	255	2	WXP 65 WXP 80 WXP 90 WXP 120 WXP 200 WXMP (MS) WX MT (MS)	–	WX HAP 200	WXSB 200	WXHP 120
	**WX 2**	WX performance	255	2	WXP 65 WXP 80 WXP 90 WXP 120 WXP 200 WXMP (MS) WX MT (MS)	–	–	WXSB 200	WXHP 120
	**WX 1**	WX performance	200	1	WXP 65 WXP 80 WXP 90 WXP 120 WXP 200 WXMP (MS) WX MT (MS)	–	–	WXSB 200	WXHP 120
	**WR 3M**	WT technology	440	3	WP 65 WP 80 WMRT (MS) WMRD (MS) WSP 80 WTP 90	DSX 80 DSX 120 DXV 80	HAP 1 HAP 200	WSB 80 WSB 150	WHP 80
	**WR 2**	WT technology	360	2	WP 120 WP 150 WP 200	DSX 80 DSX 120 DXV 80	HAP 1	WSB 80 WSB 150	WHP 80
	**WT 2M**	WT technology	200	2	WP 65 WP 80 WP 200 WMRT (MS) WMRD (MS) WSP 80, 90, 120, 150 WTP 90	–	–	WSB 80 WSB 150	WHP 80
	**WT 1H**	WT technology	200	1	WP 65 WP 80 WP 200 WSP 80, 90, 120, 150	–	–	WSB 80 WSB 150	WHP 80
	**WT 1**	WT technology	95	1	WP 65 WP 80 WSP 80 WTP 90	–	–	WSB 80	WHP 80
	**WE**	WE efficiency	70	1	WEP 70	–	–	–	–

WX STATIONS

WT STATIONS

WE STATION

Stop Valve WFV 60A	Interface	Filtration Unit	Automatic tool detection	Power Management	Compressed Air Supply	Vacuum	Parameter storage in iron	Parameter storage in station	Motion sensor in tool	Industry 4.0 ready	ESD safe	Traceability
✓	USB RS232	ZS 6V ZS 4V + WX-Hub	✓	✓	internal pump	0,7 bar + Pick-up	✓	–	✓	✓	✓	✓
✓	USB RS232	ZS 6V ZS 4V + WX-Hub	✓	✓	external	0,7 bar	✓	–	✓	✓	✓	✓
✓	USB RS232	ZS 6V ZS 4V + WX-Hub	✓	✓	external		✓	–	✓	✓	✓	✓
✓	USB RS232	ZS 6V ZS 4V + WX-Hub	✓	✓	–		✓	–	✓	✓	✓	✓
✓	USB RS232	ZS 6V ZS 4V + WX-Hub	✓	✓	–		✓	–	✓	✓	✓	✓
–	RS232 via USB	ZS TL + WT-Hub	✓	✓	internal pump	0,7 bar + Pick-up	–	✓	WTP90	✓	✓	–
–	–	ZS TL + WT-Hub	✓	–	internal pump	0,7 bar	–	✓	WTP90	✓	✓	–
–	RS232	ZS TL + WT-Hub	✓	✓	–		–	✓	WTP90	✓	✓	–
–	RS232	ZS TL + WT-Hub	✓	✓	–		–	✓	WTP90	✓	✓	–
–	RS232	ZS TL + WT-Hub	✓	–	–		–	✓	WTP90	✓	✓	–
–	–	EL	–	–	–		–	–	–	✓	✓	–

You can find our explosion drawings

on the Internet at www.weller-tools.com, with the respective list of their articles in the submenu Drawings.

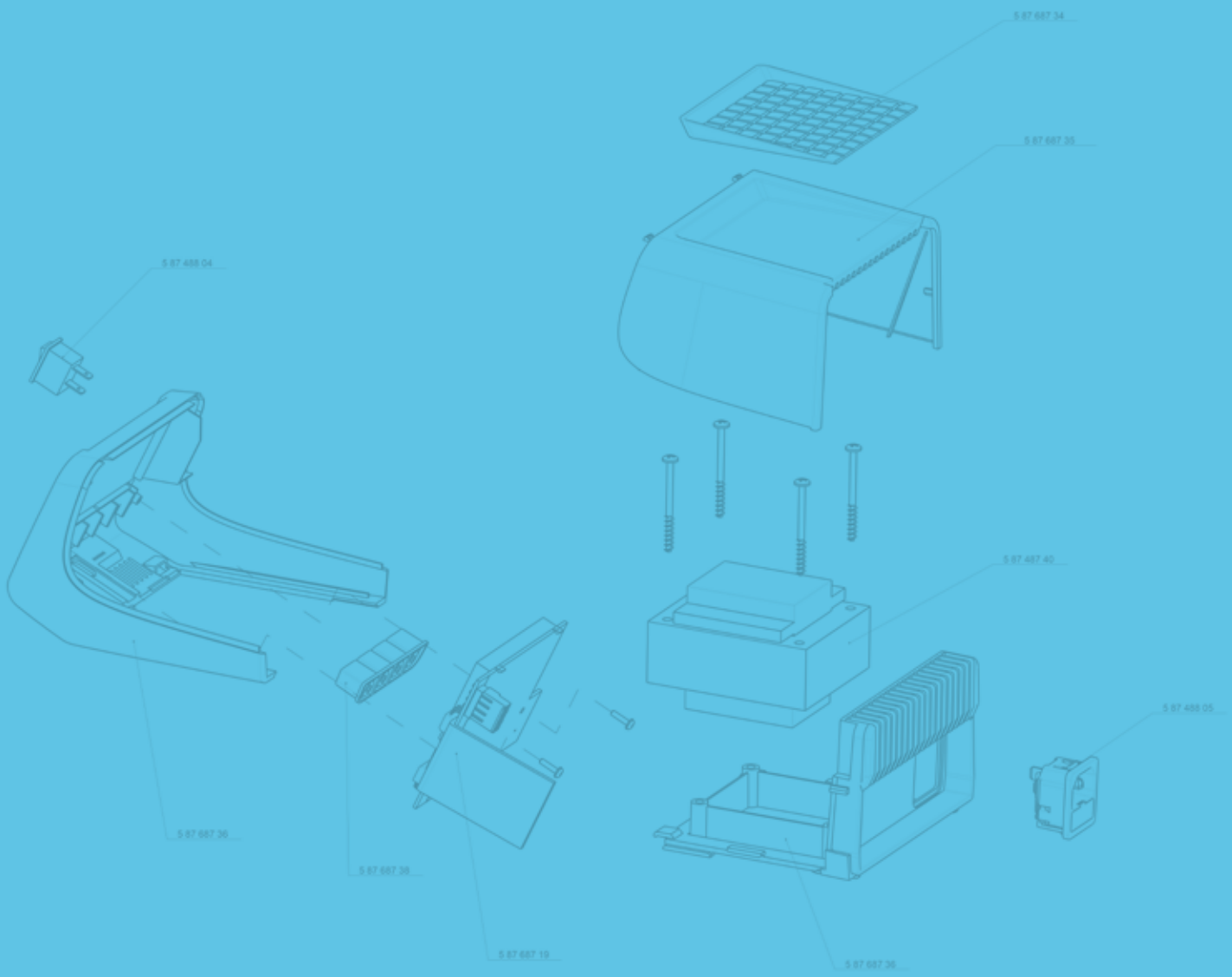

www.weller-tools.com

L'IMPULSION | Retrouvez nous sur www.limpulsion.fr

L'IMPULSION

Retrouvez nous sur
www.limpulsion.fr

GERMANY

Weller Tools GmbH
Carl-Benz-Straße 2
74354 Besigheim
Tel: +49 (0)7143 580-0
Fax: +49 (0)7143 580-108

USA

Apex Tool Group, LLC
1000 Lufkin Road
Apex, NC 27539
Tel: +1 (866) 498-0484
Fax: +1 (919) 387-2639

CHINA

Apex Tool Group
2nd Floor, Area C, 177 Bi Bo Road
Pudong New Area
Shanghai, 201203 P.R.C
Tel: +86 (21) 60880320

Weller®

© 2019, Apex Tool Group LLC
xxxxxxx

www.weller-tools.com